

US00D467034S

(12) **United States Design Patent**
Jaggers

(10) **Patent No.:** **US D467,034 S**

(45) **Date of Patent:** **** Dec. 10, 2002**

(54) **LOWER EYELASH COSMETOLOGY SHIELD**

(76) **Inventor:** **Sheryl Jaggers**, 801 Blueberry Hill Rd., NE., Cleveland, TN (US) 37311

(**) **Term:** **14 Years**

(21) **Appl. No.:** **29/158,497**

(22) **Filed:** **Apr. 4, 2002**

(51) **LOC (7) Cl.** **28-02**

(52) **U.S. Cl.** **D28/7**

(58) **Field of Search** D28/7, 9, 36, 56, D28/57; 132/319, 333, 216, 320, 285

(56) **References Cited**

U.S. PATENT DOCUMENTS

1,850,540 A	*	3/1932	Erickson	132/216
2,260,614 A	*	10/1941	Freitas	132/319
3,590,828 A	*	7/1971	Prewitt	D28/36
D252,890 S	*	9/1979	Cavalieri	D28/7
D254,935 S	*	5/1980	Staudinger	D28/7
D255,606 S	*	6/1980	Garcia	D28/7
D257,400 S	*	10/1980	Cunningham	D28/7

4,807,650 A	*	2/1989	Bliss	132/319
5,050,624 A	*	9/1991	Kobe et al.	132/319
D341,001 S	*	11/1993	Pantages	D28/7
5,957,142 A	*	9/1999	Karafilis	132/319

* cited by examiner

Primary Examiner—Lucy Lieberman

(74) *Attorney, Agent, or Firm*—Stephen J. Stark; Miller & Martin

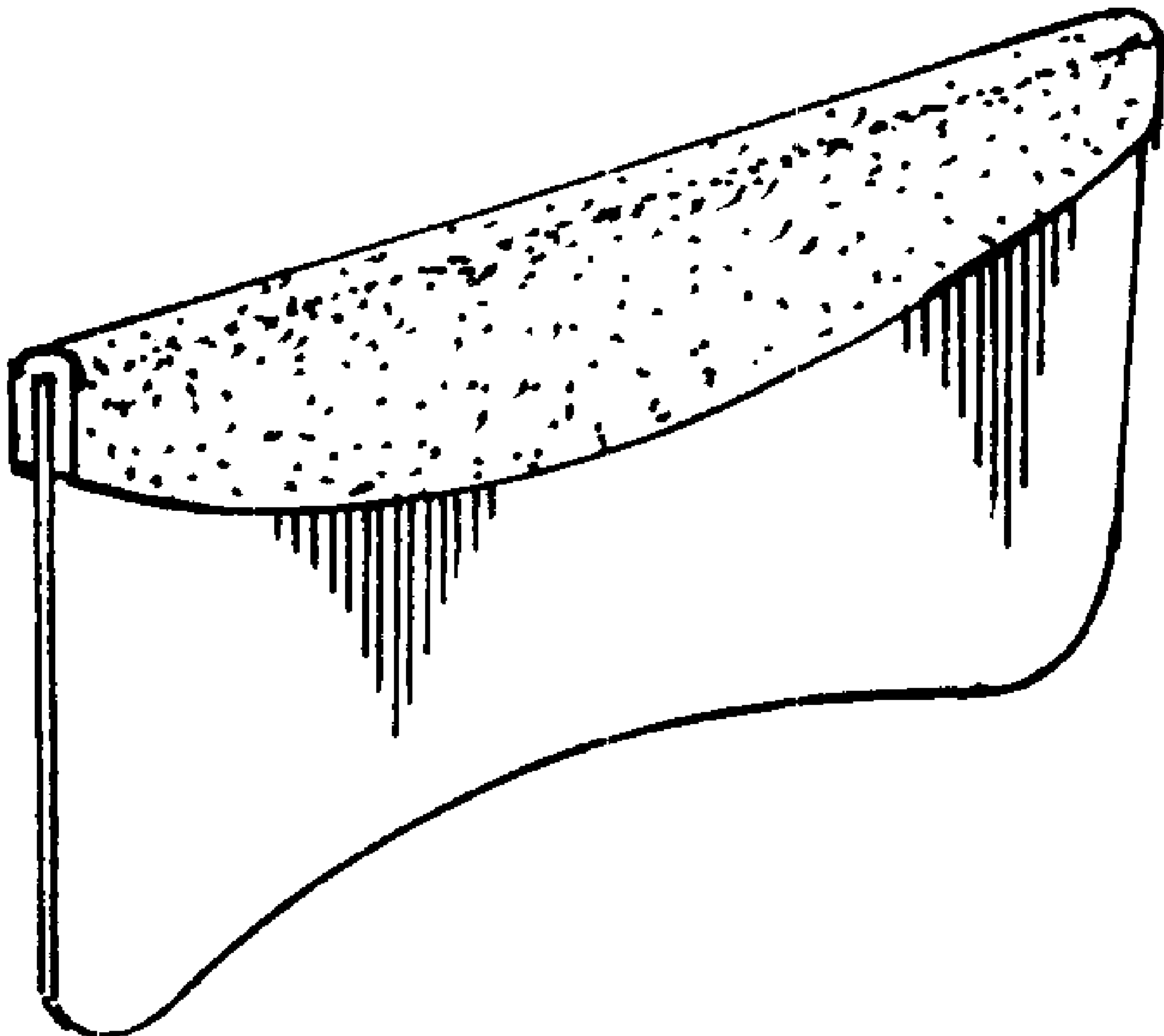
(57) **CLAIM**

The ornamental design for a lower eyelash cosmetology shield, as shown and described.

DESCRIPTION

FIG. 1 is a top perspective view of a lower eyelash cosmetology shield embodying my new design;
 FIG. 2 is a front elevational view thereof, the rear elevational view being a mirror image thereof;
 FIG. 3 is one end elevational view thereof, the other end elevational view being a mirror image thereof;
 FIG. 4 is a top plan view thereof; and,
 FIG. 5 is a bottom plan view thereof.

1 Claim, 1 Drawing Sheet



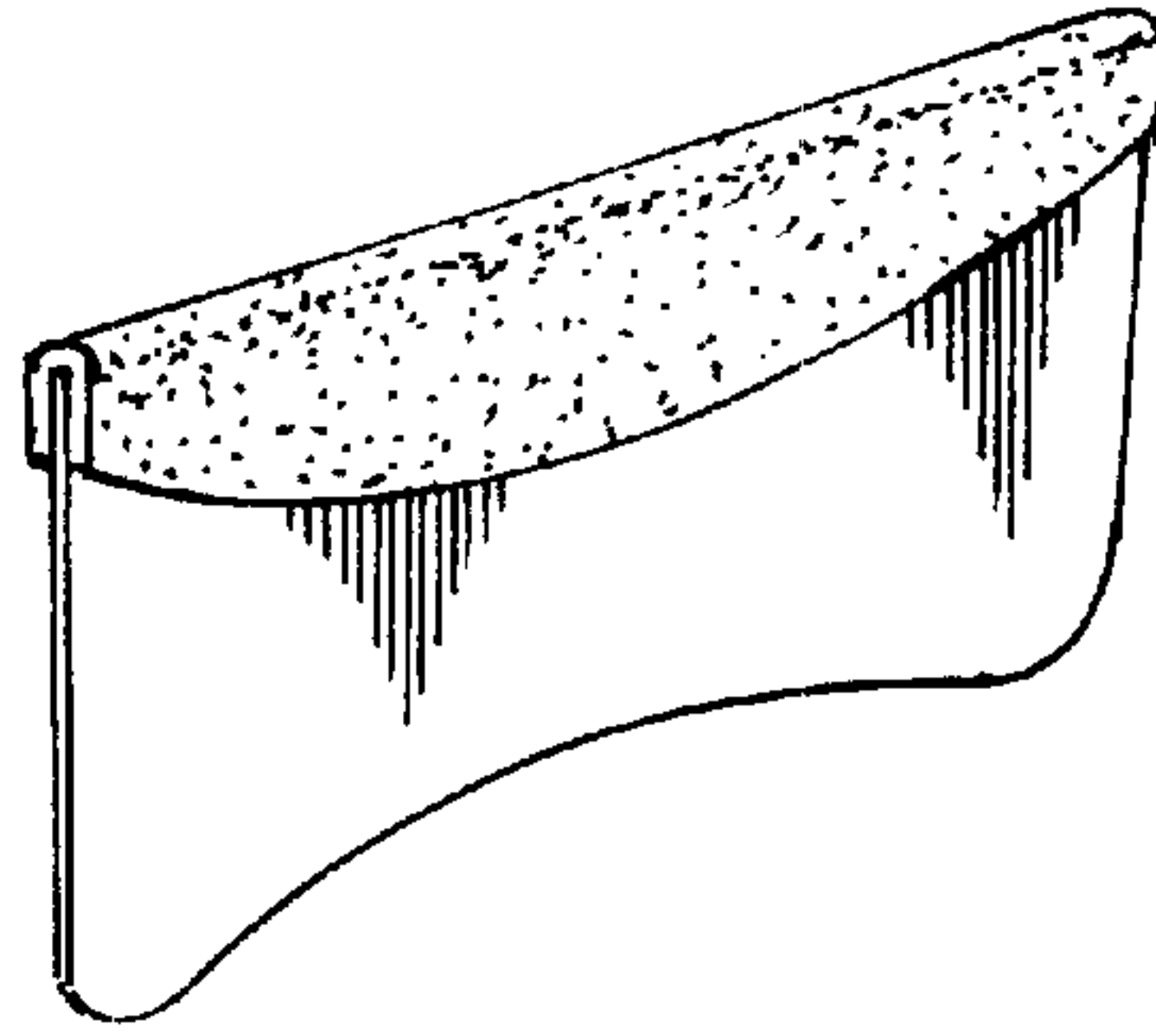


FIG. 1

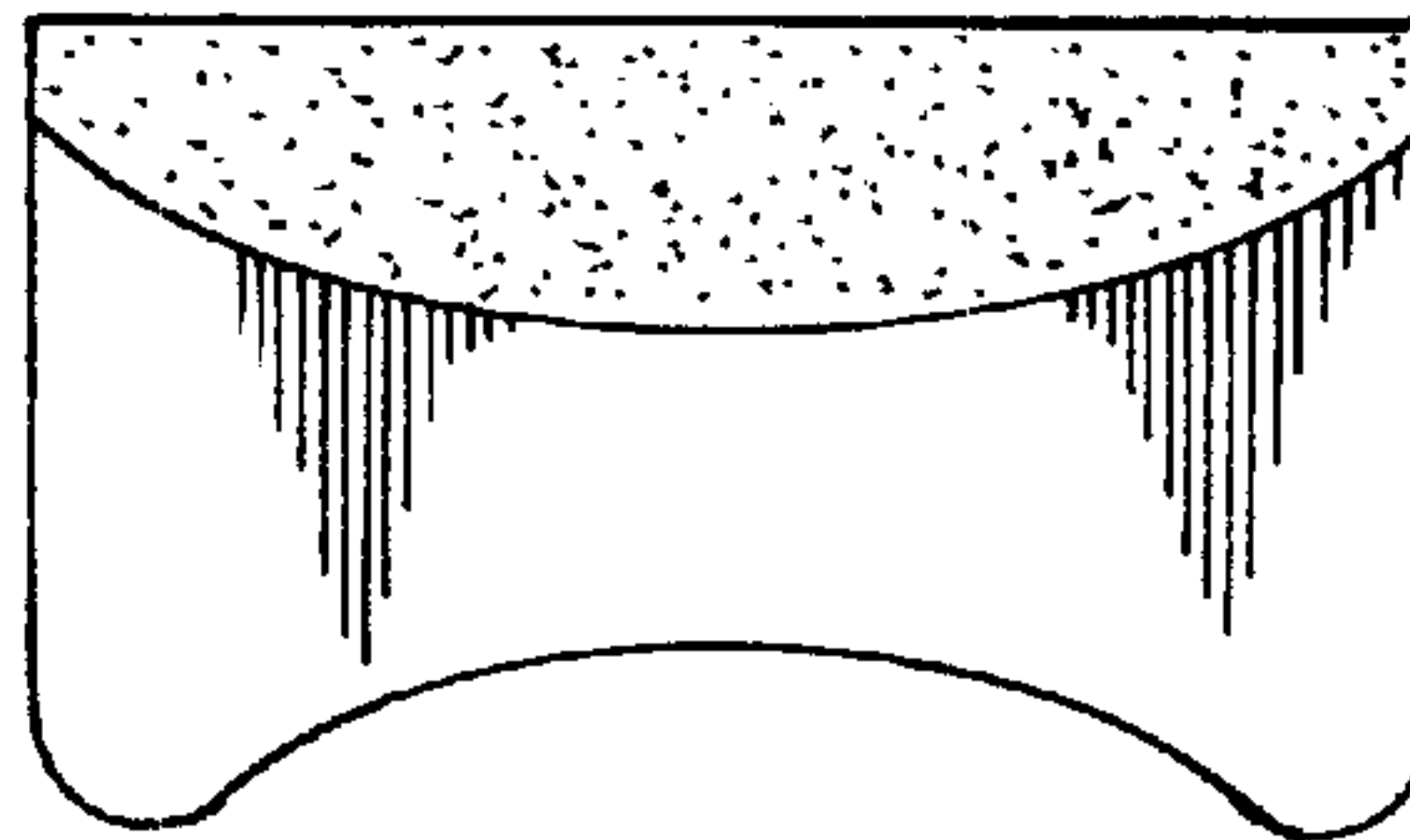


FIG. 2



FIG. 3



FIG. 4



FIG. 5