



US00D467030S

(12) **United States Design Patent**
Gaskins et al.

(10) **Patent No.:** **US D467,030 S**

(45) **Date of Patent:** **** Dec. 10, 2002**

(54) **LUMINAIRE TRIM**

(75) Inventors: **Robert J. Gaskins**, Pleasanton, CA (US); **Katsuhiko Unoki**, Vallejo, CA (US)

(73) Assignee: **Genlyte Thomas Group LLC**, Louisville, KY (US)

(**) Term: **14 Years**

(21) Appl. No.: **29/152,284**

(22) Filed: **Dec. 13, 2001**

(51) **LOC (7) Cl.** **26-99**

(52) **U.S. Cl.** **D26/123; D26/139**

(58) **Field of Search** D26/118-124,
D26/138, 139, 152; 362/363, 364, 365,
404, 326-340

(56) **References Cited**

U.S. PATENT DOCUMENTS

2,632,095 A	*	3/1953	Dove	362/335
2,767,305 A	*	10/1956	Onksen et al.	362/327
D286,446 S	*	10/1986	Caroli et al.	D26/123
D309,956 S	*	8/1990	Sikora et al.	D26/123

* cited by examiner

Primary Examiner—Jennifer Rivard
(74) *Attorney, Agent, or Firm*—Jeffrey A. Haeberlin; Middleton Reutlinger

(57) **CLAIM**

The ornamental design for a luminaire trim, as shown and described.

DESCRIPTION

FIG. 1 is a perspective view of a luminaire trim showing our design;

FIG. 2 is a bottom plan view thereof;

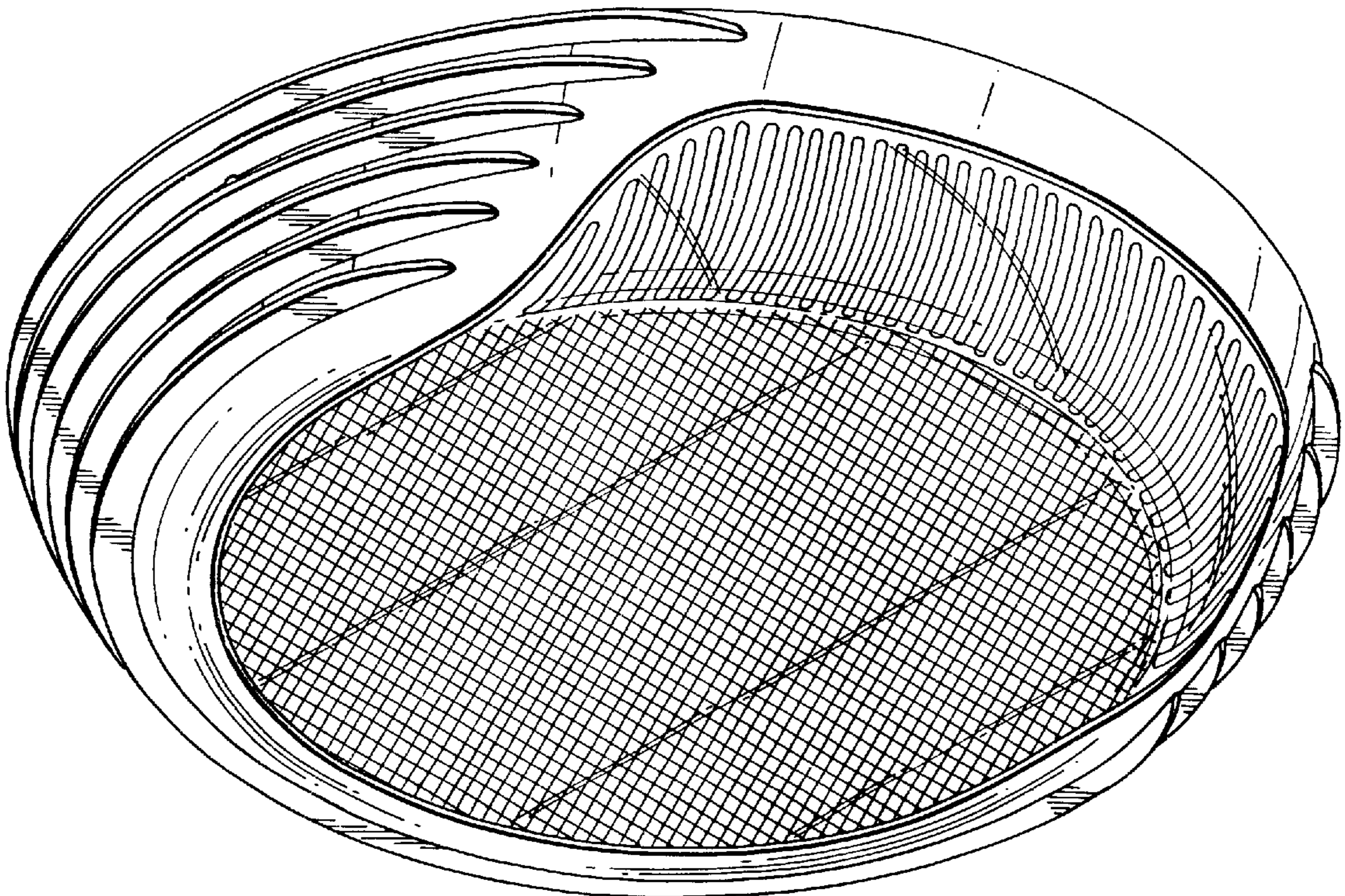
FIG. 3 is a front elevational view thereof, where the view of the rear is a mirror image of this view and, therefore, has been omitted;

FIG. 4 is a right side elevational view thereof; and,

FIG. 5 is a left side elevational view thereof.

The top of the luminaire trim of our design is unornamented and not visible in normal use, since the top of the luminaire trim will be mounted against a ceiling, overhang, or other structural member. Therefore, the top plan view has been omitted.

1 Claim, 3 Drawing Sheets



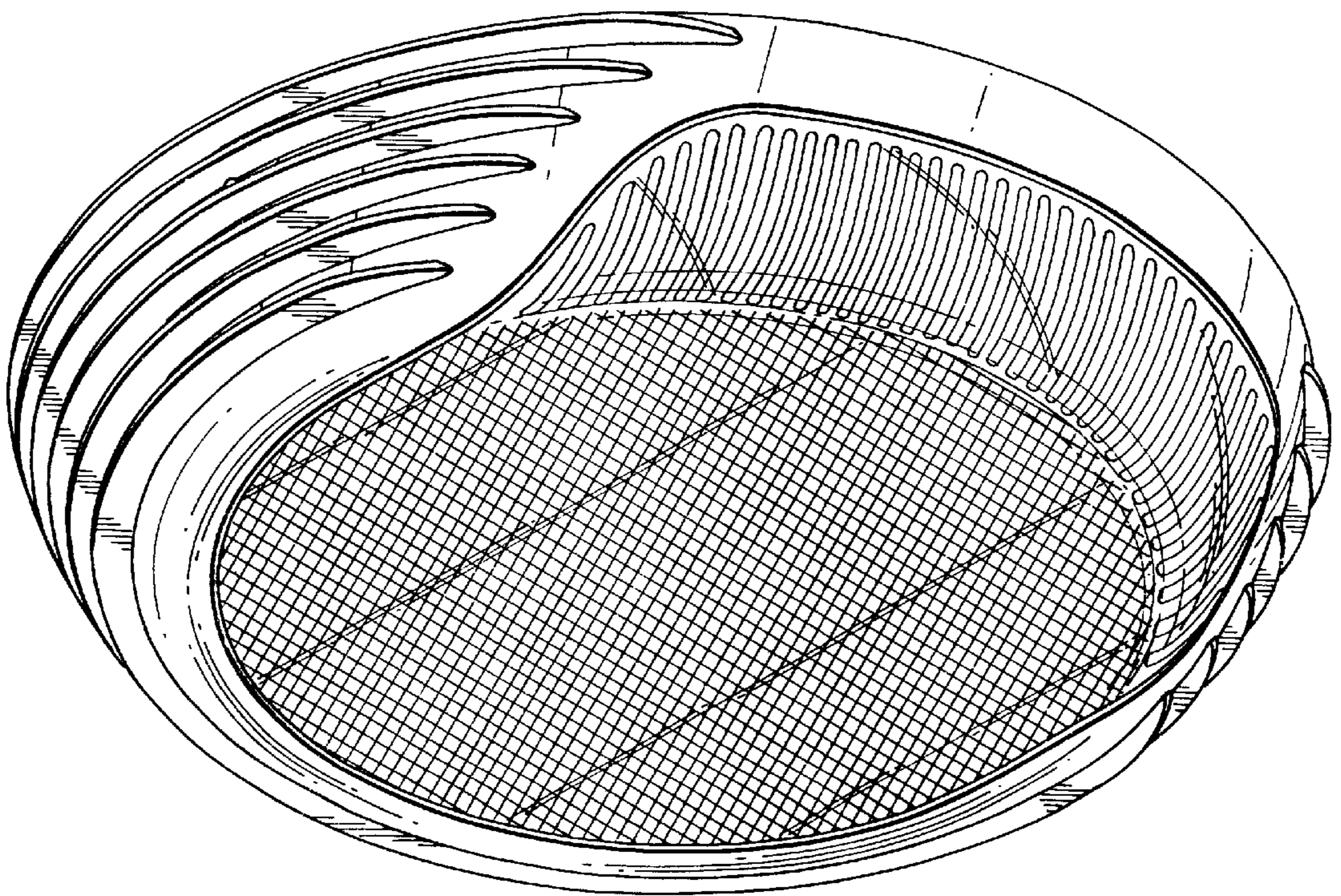


FIG. 1

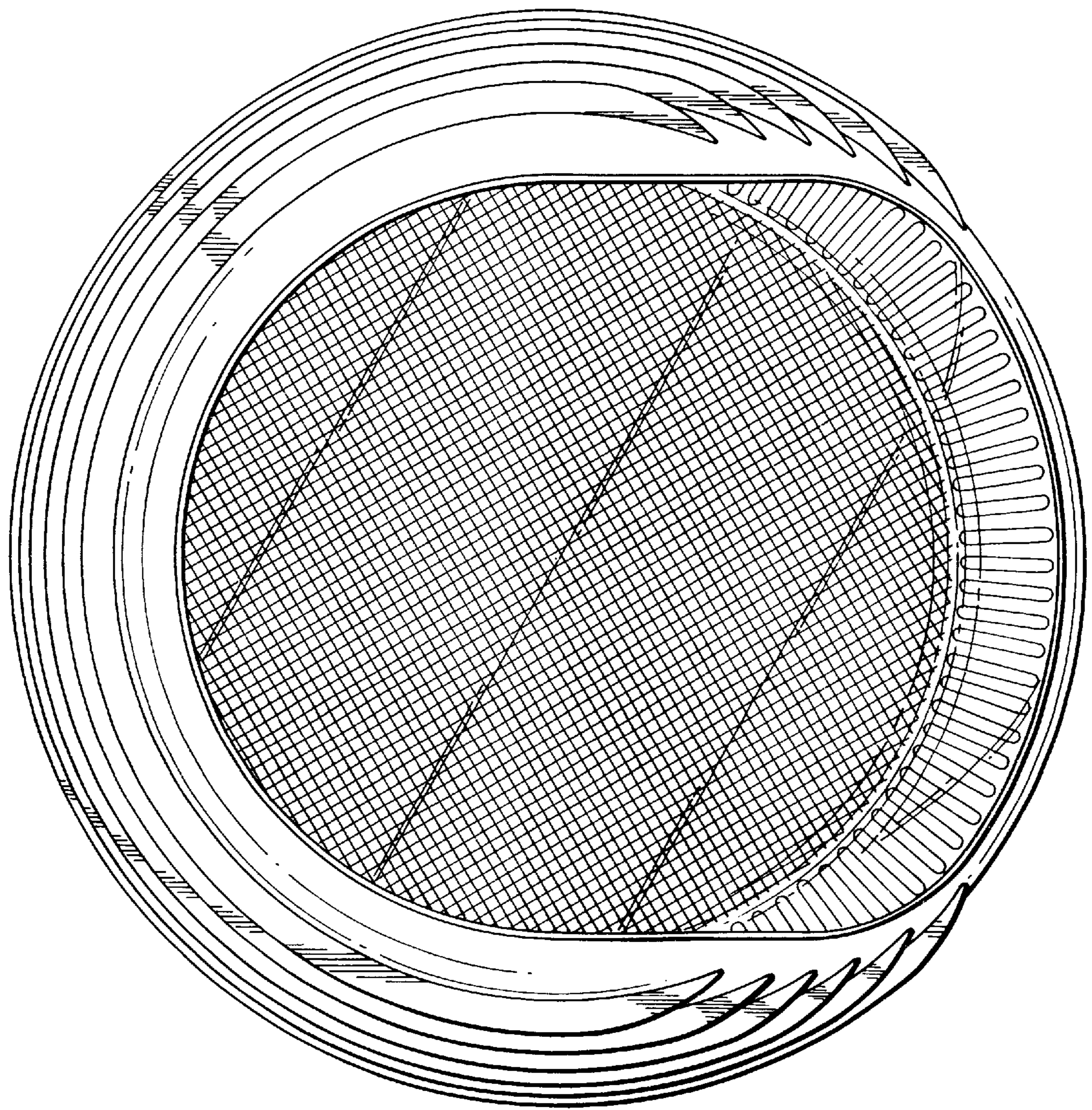


FIG. 2




FIG. 3

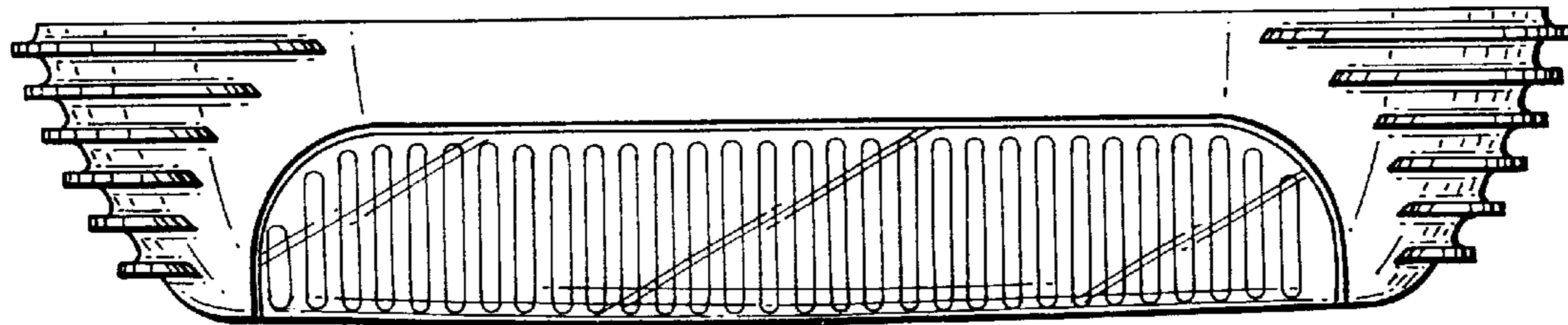


FIG. 4



FIG. 5