



US00D467007S

(12) **United States Design Patent**
Daudet et al.

(10) **Patent No.:** **US D467,007 S**
(45) **Date of Patent:** **** Dec. 10, 2002**

(54) **BUILDING COMPONENT SUPPORT
HEADER**

(75) Inventors: **Larry R. Daudet**, Porter, IN (US);
Edmund L. Ponko, Pittsburgh, PA
(US); **Gregory S. Ralph**, Valparaiso, IN
(US)

(73) Assignee: **Dietrich Industries, Inc.**, Pittsburgh,
PA (US)

(**) Term: **14 Years**

(21) Appl. No.: **29/123,565**

(22) Filed: **May 18, 2000**

(51) **LOC (7) Cl.** **25-02**

(52) **U.S. Cl.** **D25/61**

(58) **Field of Search** 52/696, 686, 243;
403/230; D25/61, 199, 164

(56) **References Cited**

U.S. PATENT DOCUMENTS

947,514 A 1/1910 Stevens
1,562,784 A 11/1925 Olsen

(List continued on next page.)

FOREIGN PATENT DOCUMENTS

AU 253249 5/1963
AU 23961/77 10/1978

(List continued on next page.)

OTHER PUBLICATIONS

Metal Lite Inc. Brochure, Jul. 1991, Anaheim, California.
Delta Metal Products, Inc., Residential Steel Frame Con-
struction Details, Jun. 1994, Views B.12, B.14, B.16 and
B.18.

(List continued on next page.)

Primary Examiner—Doris Clark
(74) *Attorney, Agent, or Firm*—Kirkpatrick & Lockhart
LLP

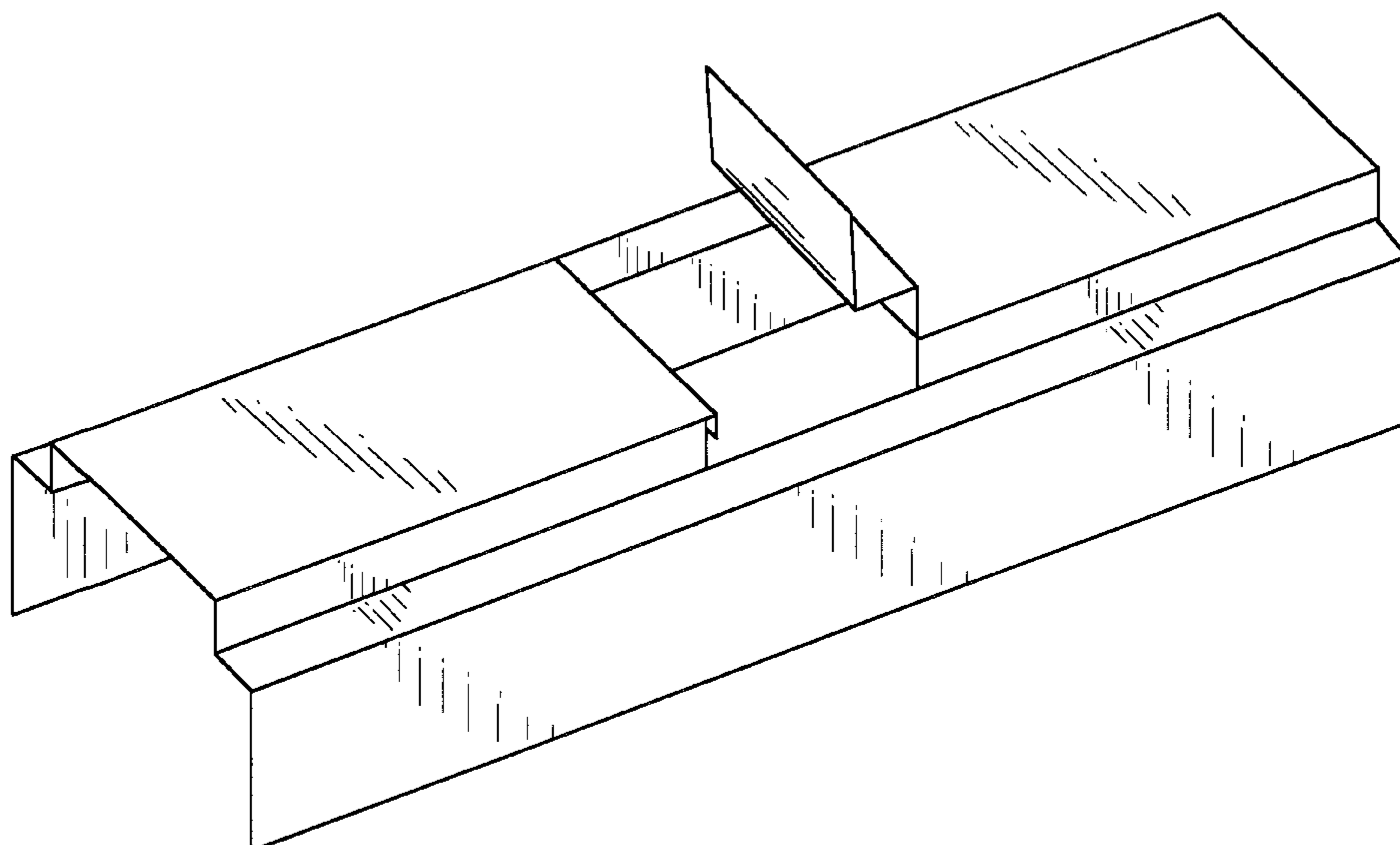
(57) **CLAIM**

The ornamental design for the building component support
header, as shown and described.

DESCRIPTION

FIG. 1 is a perspective view of the building component
support header of the present invention;
FIG. 2 is a left side view of the building component support
header of the present invention;
FIG. 3 is a right side view of the building component support
header of the present invention;
FIG. 4 is a front elevational view of the building component
support header of the present invention;
FIG. 5 is a rear elevational view of the building component
support header of the present invention;
FIG. 6 is a top view of the building component support
header of the present invention;
FIG. 7 is a bottom view of the building component support
header of the present invention;
FIG. 8 is a perspective view of another embodiment of the
building component support header of the present invention;
FIG. 9 is a right side view of the building component support
header of FIG. 8;
FIG. 10 is a left side view of the building component support
header of FIGS. 8 and 9;
FIG. 11 is a rear elevational view of the building component
support header of FIGS. 8-10;
FIG. 12 is a rear elevational view of the building component
support header of FIGS. 8-11;
FIG. 13 is a top view of the building component support
header of FIGS. 8-12; and,
FIG. 14 is a bottom view of the building component support
header of FIGS. 8-13.

1 Claim, 8 Drawing Sheets



US D467,007 S

Page 2

U.S. PATENT DOCUMENTS

1,656,741 A 1/1928 Lane
2,216,319 A 10/1940 McGee
2,282,624 A 5/1942 Upson et al.
2,686,959 A 8/1954 Robinson
2,964,807 A 12/1960 Kennedy
2,966,708 A 1/1961 Freeman, Jr.
3,010,162 A 11/1961 Klein
3,201,874 A 8/1965 Christy
3,305,981 A 2/1967 Biggs et al.
3,374,591 A 3/1968 Tillisch et al.
3,465,488 A 9/1969 Miller
3,668,828 A 6/1972 Nicholas et al.
3,717,864 A 2/1973 Brown et al.
3,845,601 A 11/1974 Kosticky
3,886,688 A * 6/1975 Ragland 49/504
3,908,328 A 9/1975 Nelsson
4,075,810 A 2/1978 Zakrzewski et al.
4,078,347 A 3/1978 Eastman et al.
4,080,771 A 3/1978 Weller
4,229,915 A 10/1980 Snow et al.
4,246,736 A 1/1981 Kovar et al.
4,490,956 A 1/1985 Palacio et al.
4,538,391 A 9/1985 Skrabis et al.
4,637,195 A 1/1987 Davis
4,669,235 A 6/1987 Reinen
4,688,358 A 8/1987 Madray
4,704,829 A 11/1987 Baumker, Jr.
4,843,726 A 7/1989 Ward
4,932,173 A 6/1990 Commins
4,986,052 A 1/1991 Nelson
5,127,760 A 7/1992 Brady
5,161,345 A 11/1992 Sobjack, Sr.
5,274,973 A 1/1994 Liang

5,313,752 A 5/1994 Hatzinikolas
5,335,469 A 8/1994 Stuart
5,353,560 A 10/1994 Heydon
5,412,919 A 5/1995 Pellock et al.
5,497,591 A 3/1996 Nelson
D373,832 S * 9/1996 Nomura D25/61
5,551,200 A 9/1996 Krug
5,596,860 A 1/1997 Hacker
5,689,922 A 11/1997 Daudet
5,822,942 A 10/1998 Lucia, Jr.
5,870,874 A 2/1999 Brothers
6,006,487 A * 12/1999 Leek 52/698

FOREIGN PATENT DOCUMENTS

CA	2077170	3/1994
EP	0080088	1/1983
EP	0373727	6/1990
EP	0637656	2/1995
GB	1566160	4/1980
GB	2103264 A	2/1983
GB	2272715	5/1994
JP	9-4067	1/1997

OTHER PUBLICATIONS

E.N. Lorre, Residential Steel Framing Construction Guide, 1993, Laguna Hills, CA, 17 C.3, C.2B, C.4, C.5, C.6, C.7, C.8, C.9, C.17, C.18, C.25, C.26, D.9, D.10, D.11, D.12, D.13A, D.13B, D.14, D.15, D.21A, D.20, D.21B, D.22, D.23, E.11, E.12, E.13, E.14, E.15, E.16, E.19, F.1, F.2, F.3, F.4, F.5, F.6, F.7, F.8, F.14, F.15, F.16, F.19, F.20.

* cited by examiner

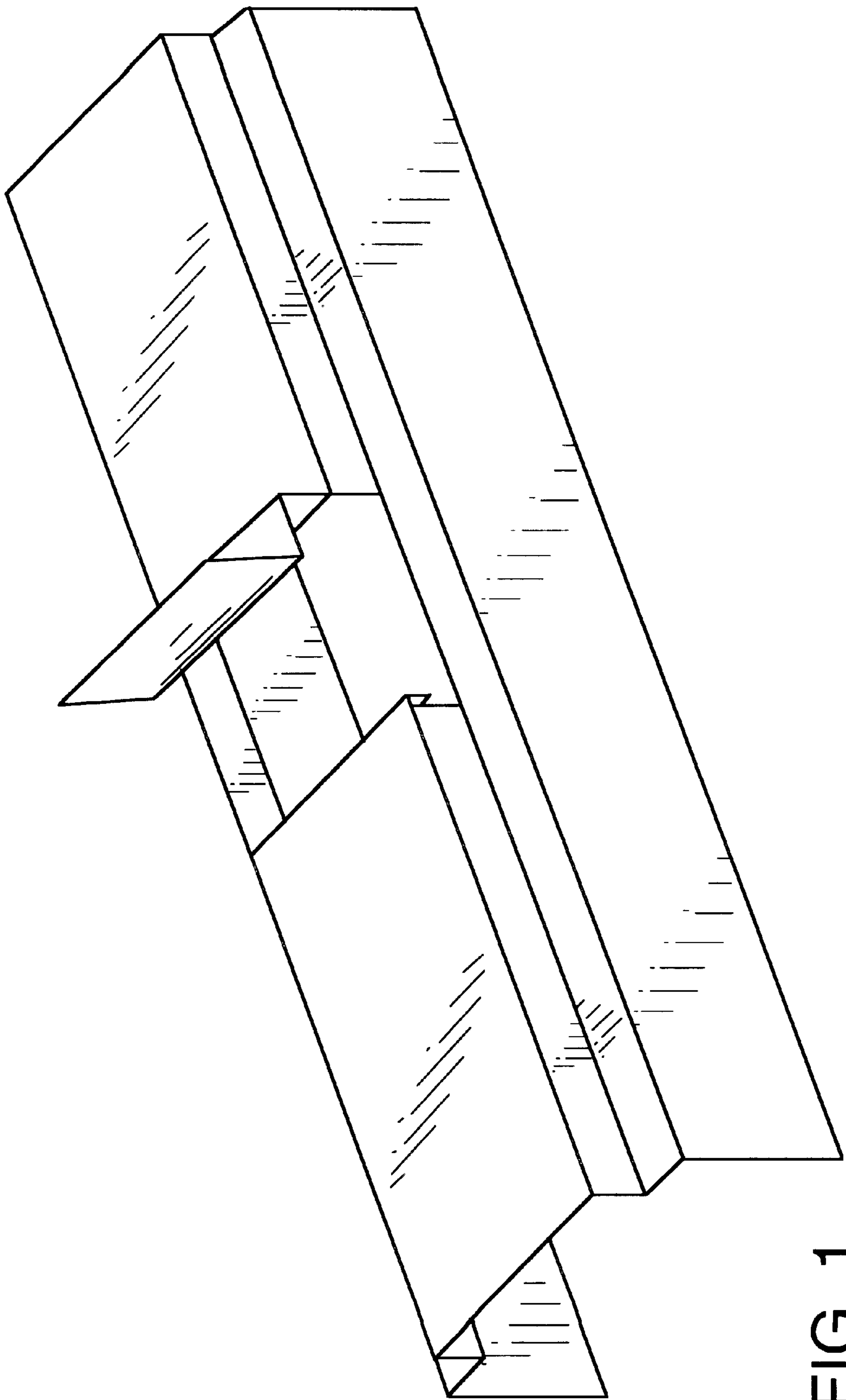


FIG. 1

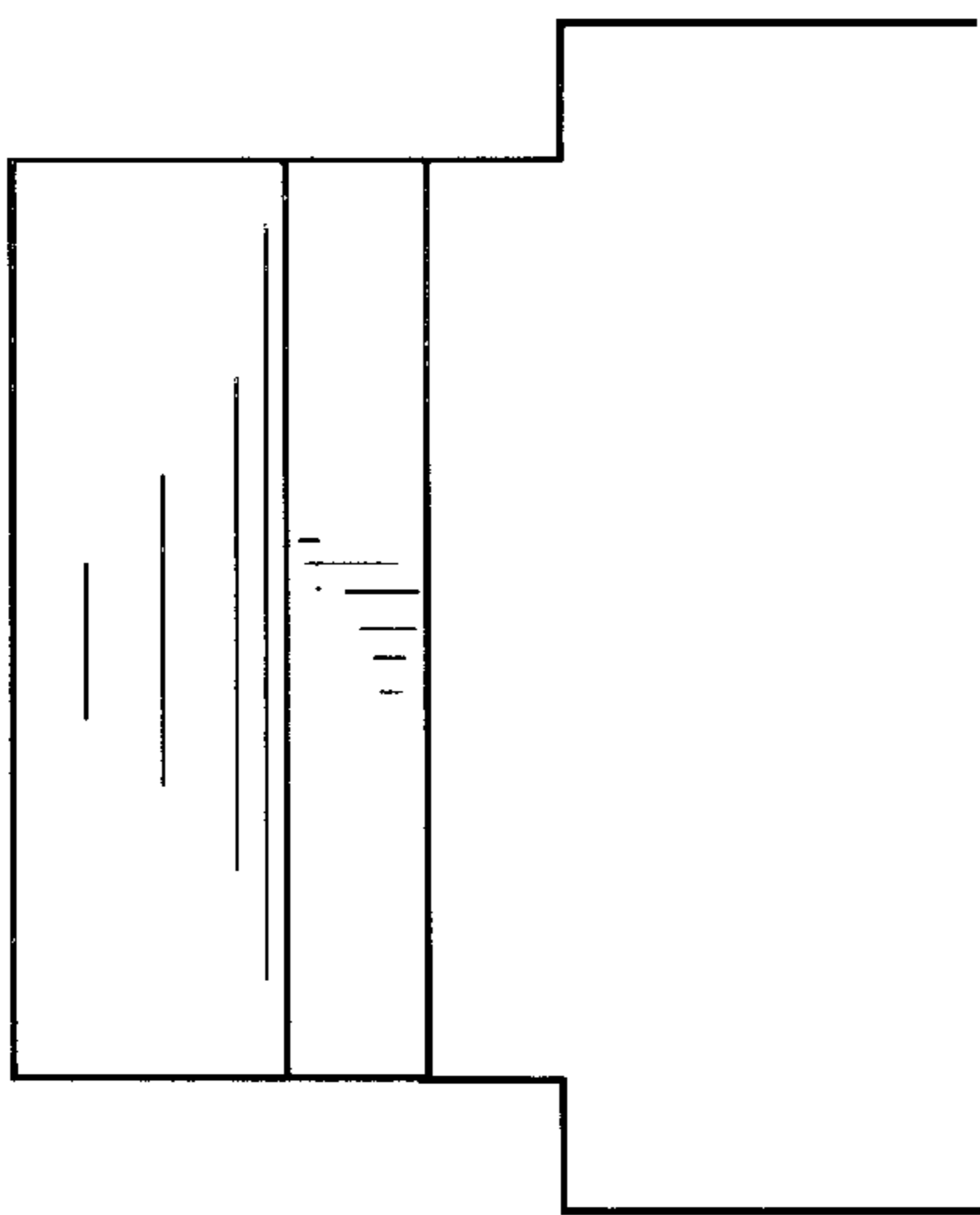


FIG. 2

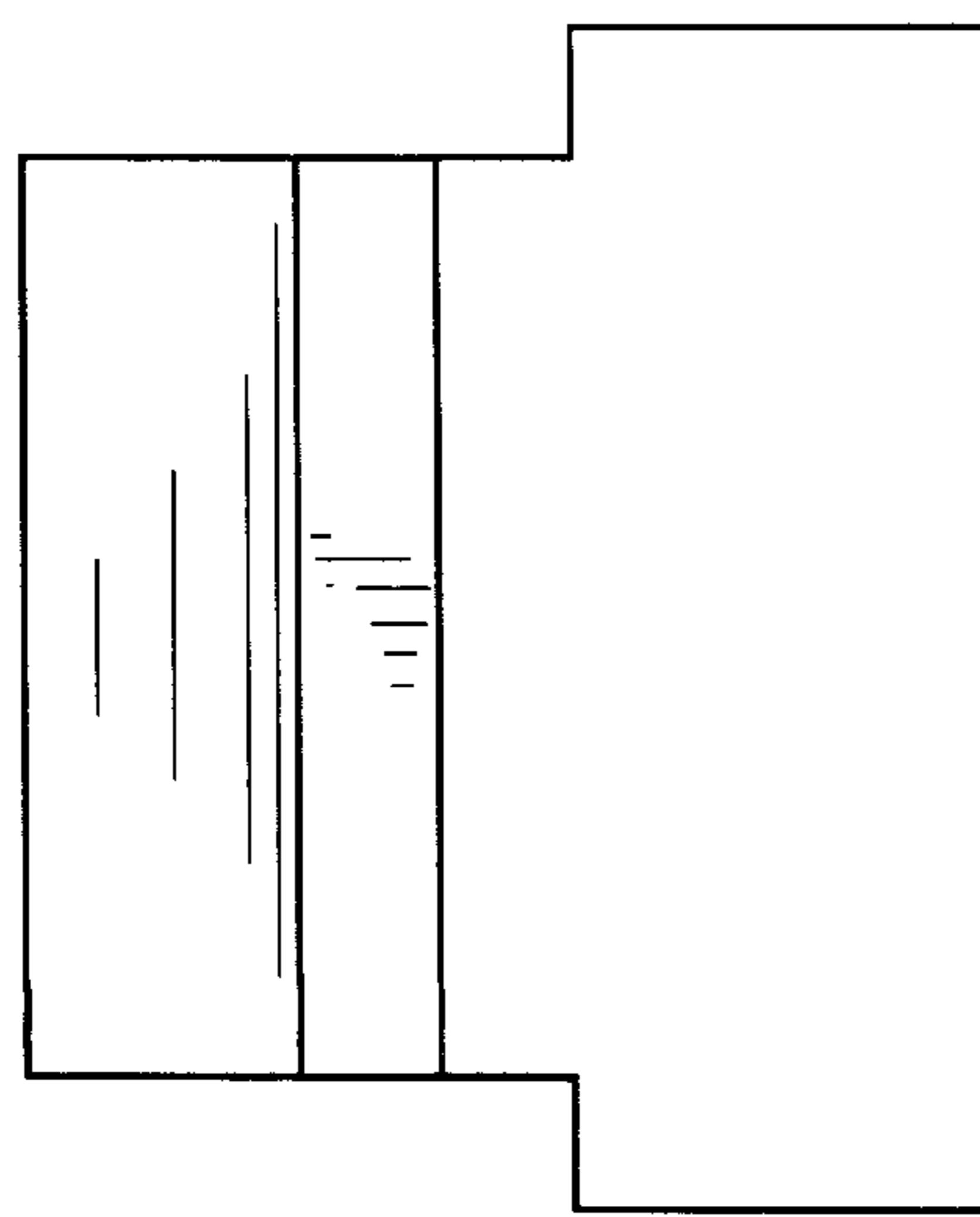


FIG. 3

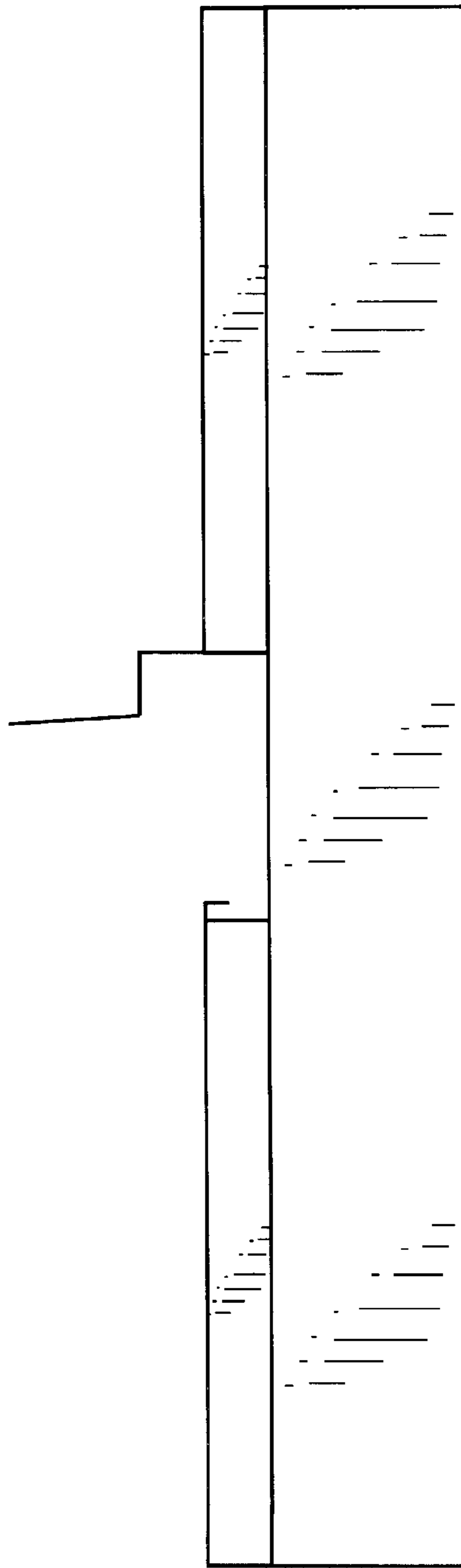


FIG. 4

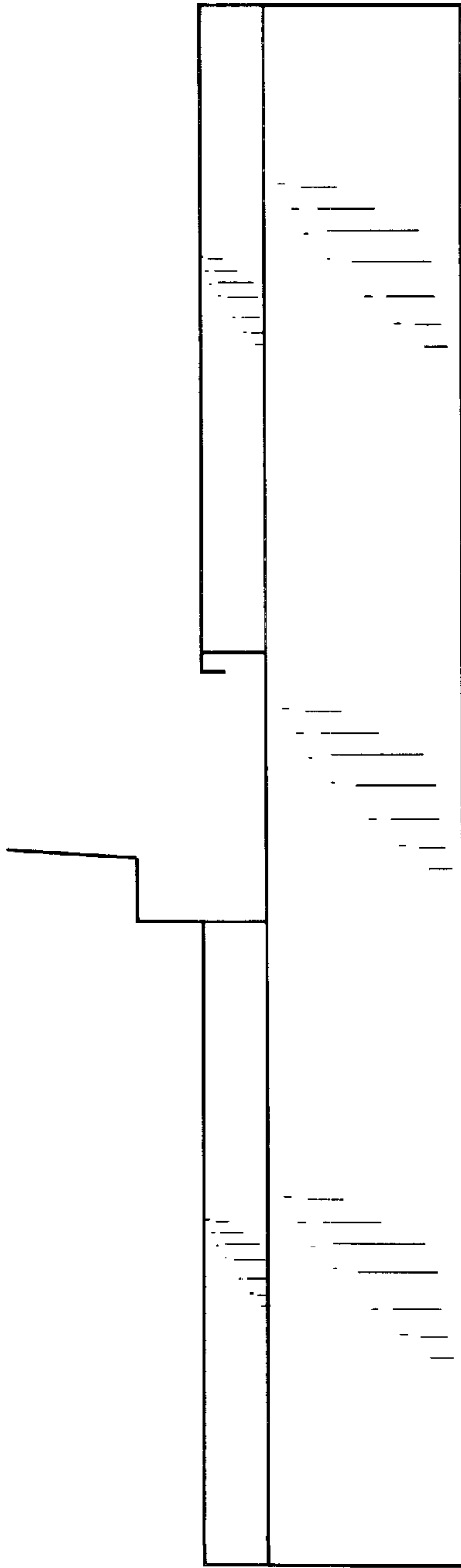


FIG. 5




FIG. 6




FIG. 7

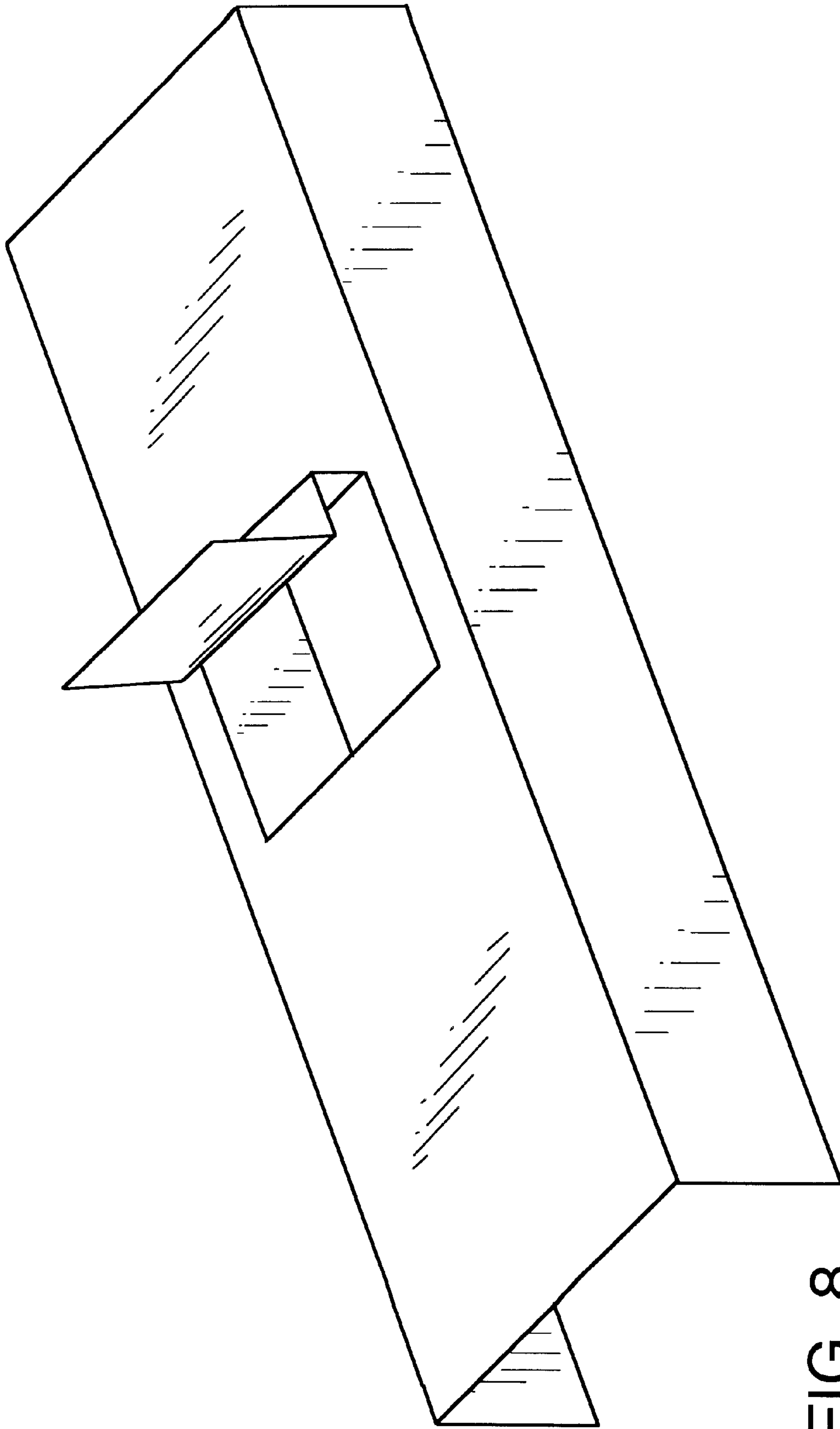


FIG. 8

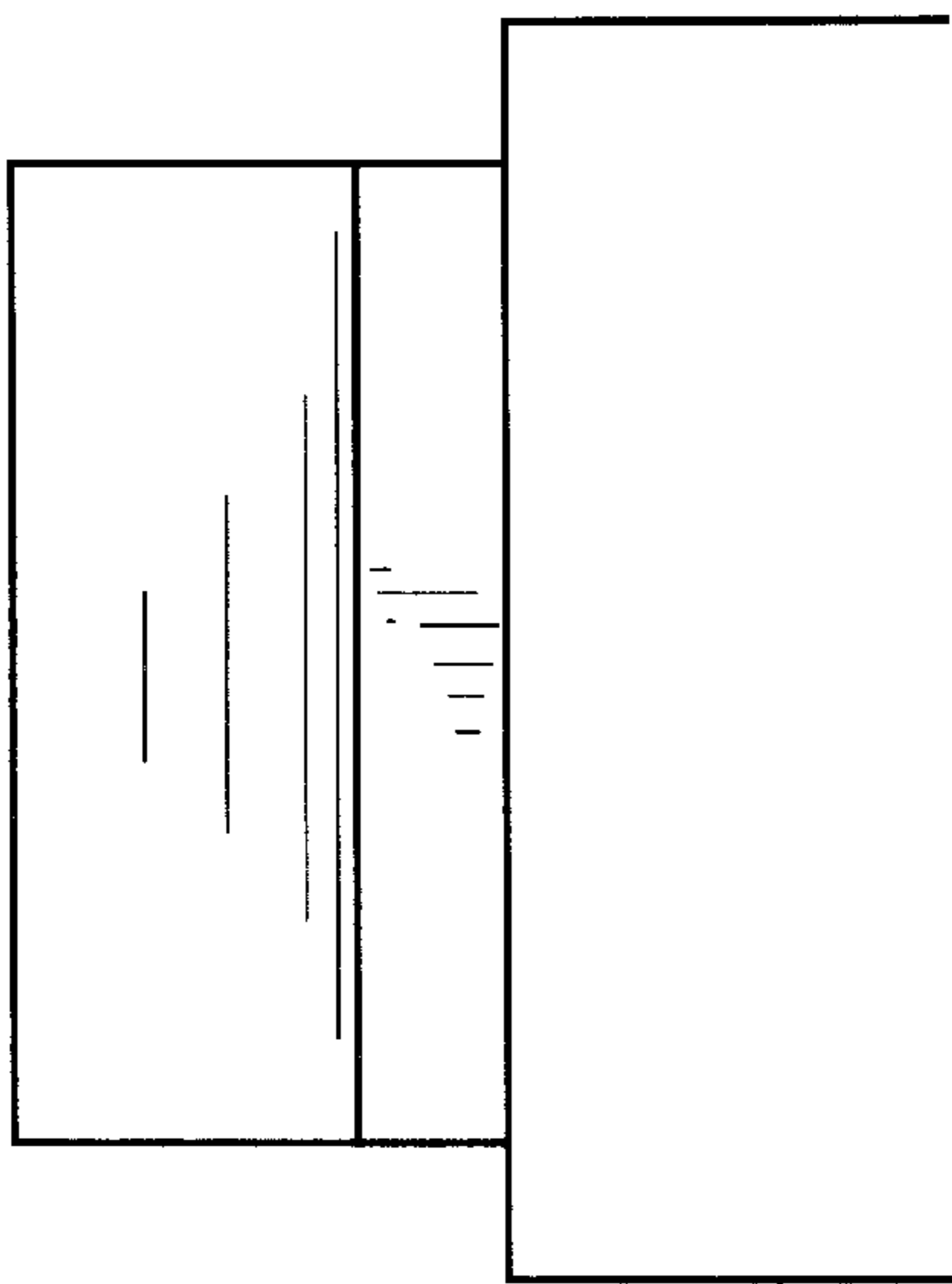


FIG. 9

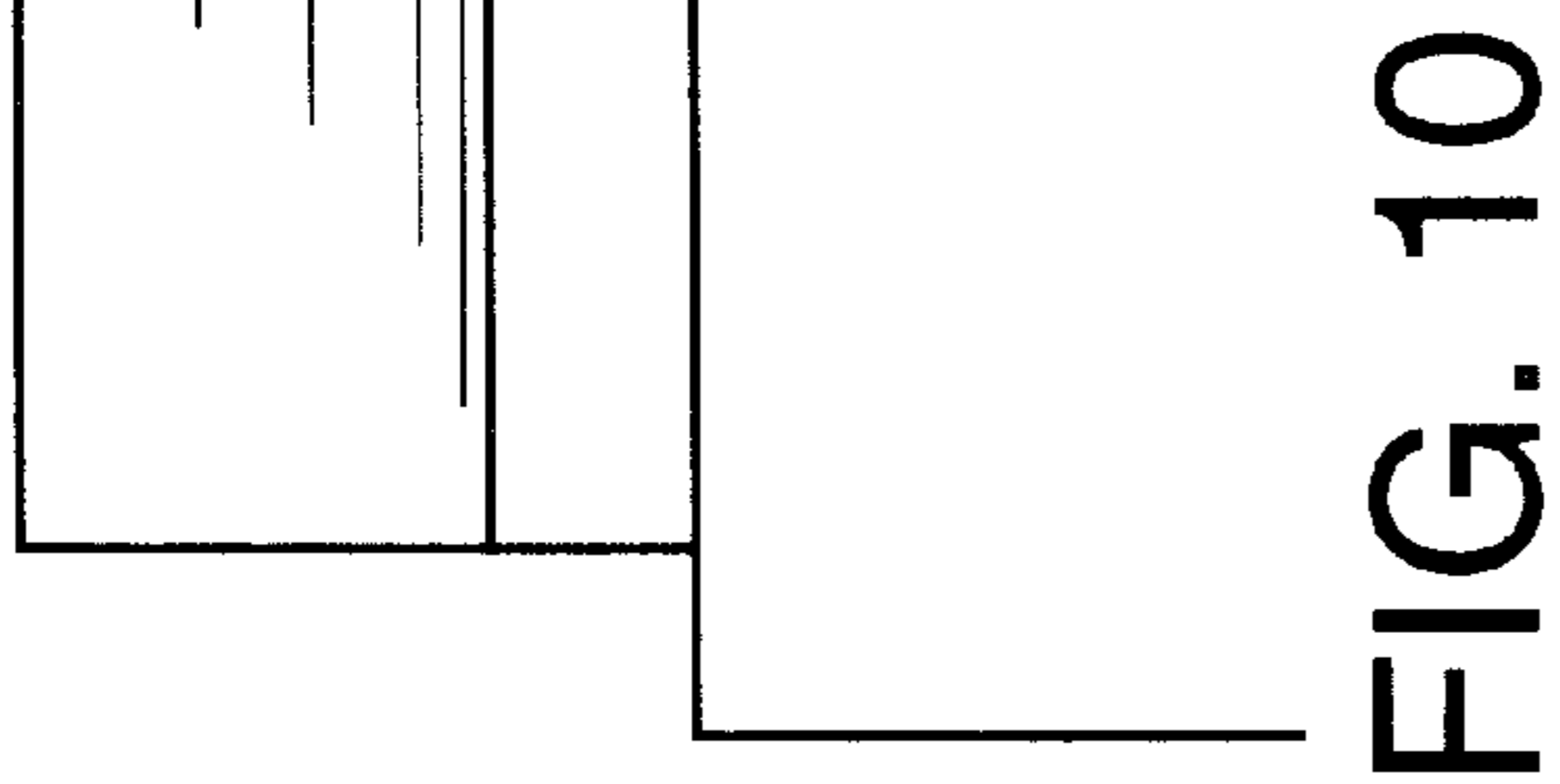


FIG. 10

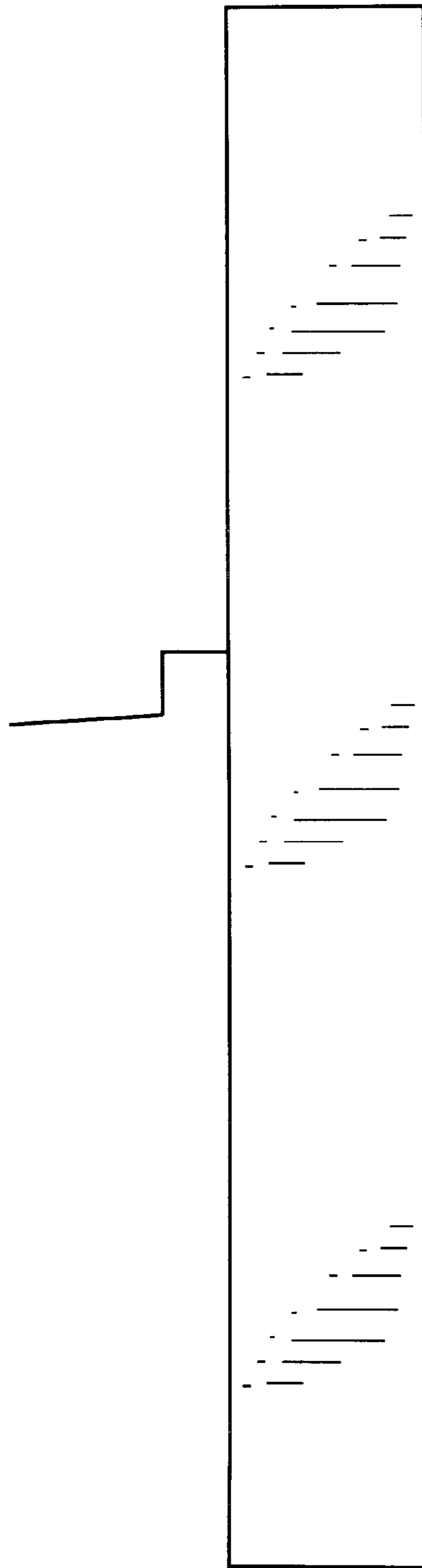


FIG. 11

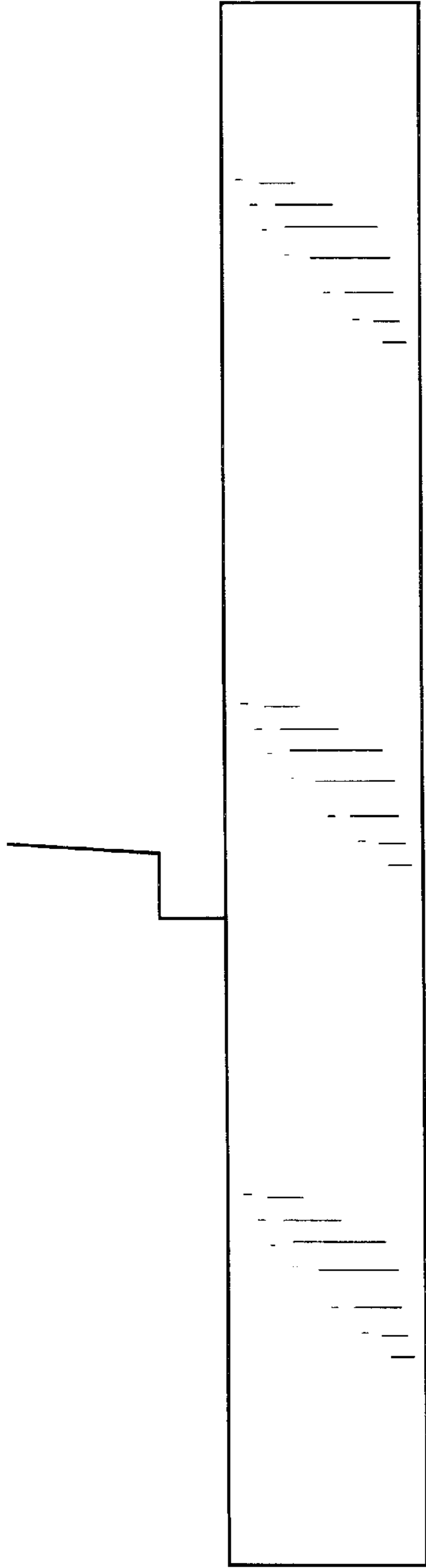


FIG. 12

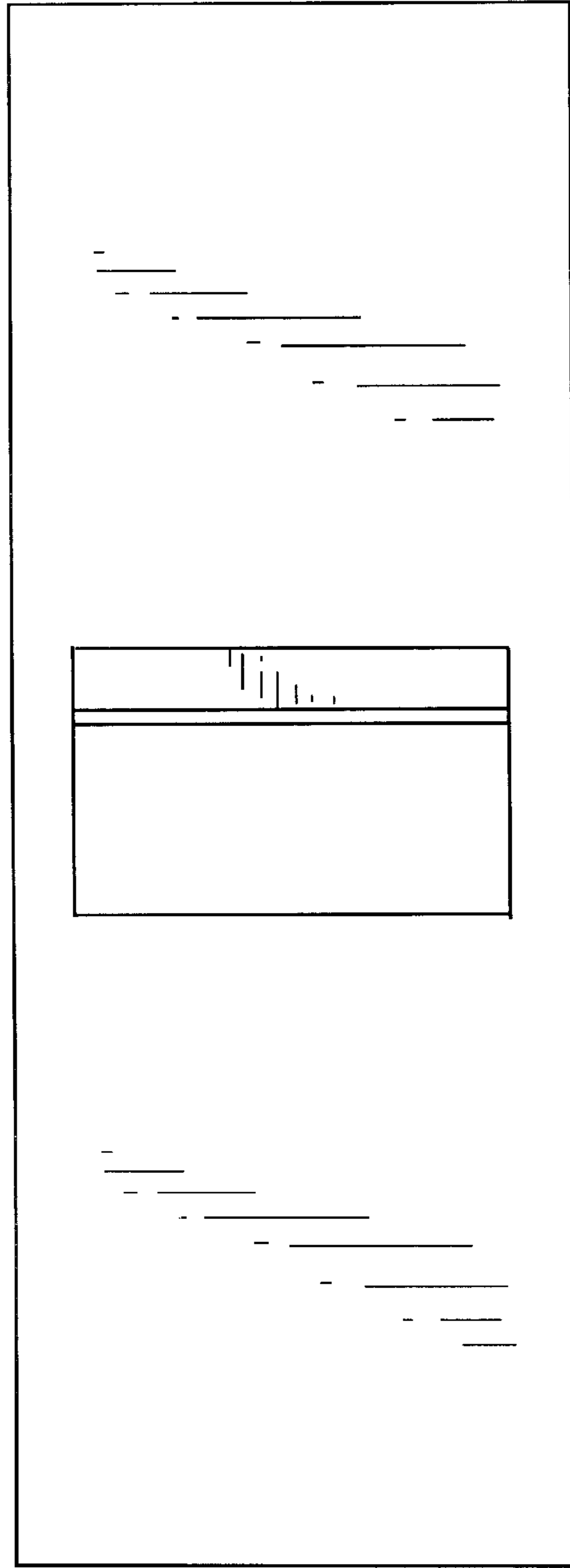


FIG. 13

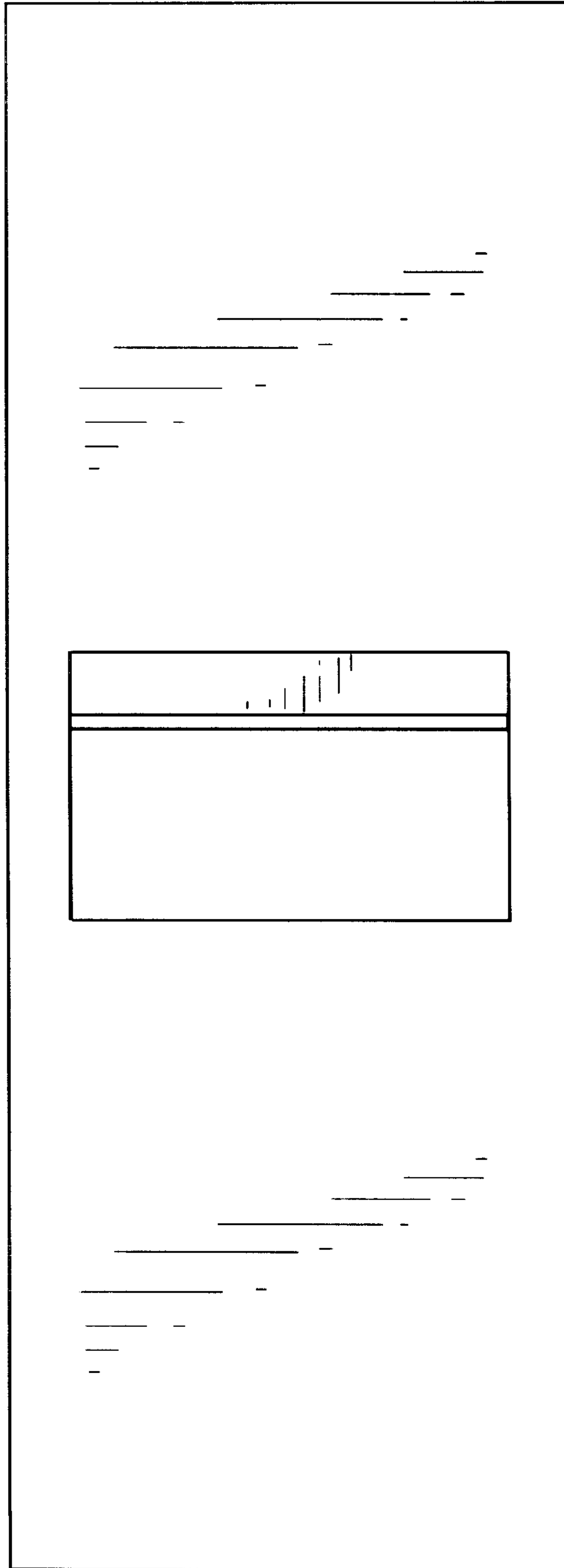


FIG. 14