

US00D466995S

(12) **United States Design Patent** (10) **Patent No.:** **US D466,995 S**  
**Knauer et al.** (45) **Date of Patent:** **\*\* Dec. 10, 2002**

(54) **EARPLUG**

(75) Inventors: **Richard Knauer**, Indianapolis, IN (US); **Alan R. Seville**, Indianapolis, IN (US); **Robert N. Falco**, Indianapolis, IN (US); **James Hall**, deceased, late of Lincoln, RI (US), by Lori S. Hall, legal representative and trustee

(73) Assignee: **Cabot Safety Intermediate Corporation**, Newark, DE (US)

(\*\*) Term: **14 Years**

(21) Appl. No.: **29/150,750**

(22) Filed: **Nov. 28, 2001**

(51) **LOC (7) Cl.** ..... **24-04**

(52) **U.S. Cl.** ..... **D24/106**

(58) **Field of Search** ..... D24/106; 181/130, 181/135, 128; 128/864, 865

(56) **References Cited**

U.S. PATENT DOCUMENTS

D259,279 S \* 5/1981 Takeda ..... D24/106

4,314,553 A \* 2/1982 Westerdal ..... 128/864  
D369,655 S \* 5/1996 Esler et al. .... D24/106  
D402,752 S \* 12/1998 Falco ..... D24/106  
6,241,042 B1 \* 6/2001 Falco ..... 181/135

\* cited by examiner

*Primary Examiner*—Ian Simmons

(74) *Attorney, Agent, or Firm*—Cantor Colburn LLP

(57) **CLAIM**

The ornamental design for an earplug, as shown and described.

### DESCRIPTION

FIG. 1 is a front plan view of an earplug showing our new design, the broken line showing is for illustrative purposes only and forms no part of the claimed design.

FIG. 2 is an elevational view thereof taken from the right of FIG. 1, the opposite side being a mirror image thereof;

FIG. 3 is an elevational view thereof taken from the top of FIG. 1, the opposite side being a mirror image thereof; and,

FIG. 4 is rear plan view thereof.

**1 Claim, 2 Drawing Sheets**

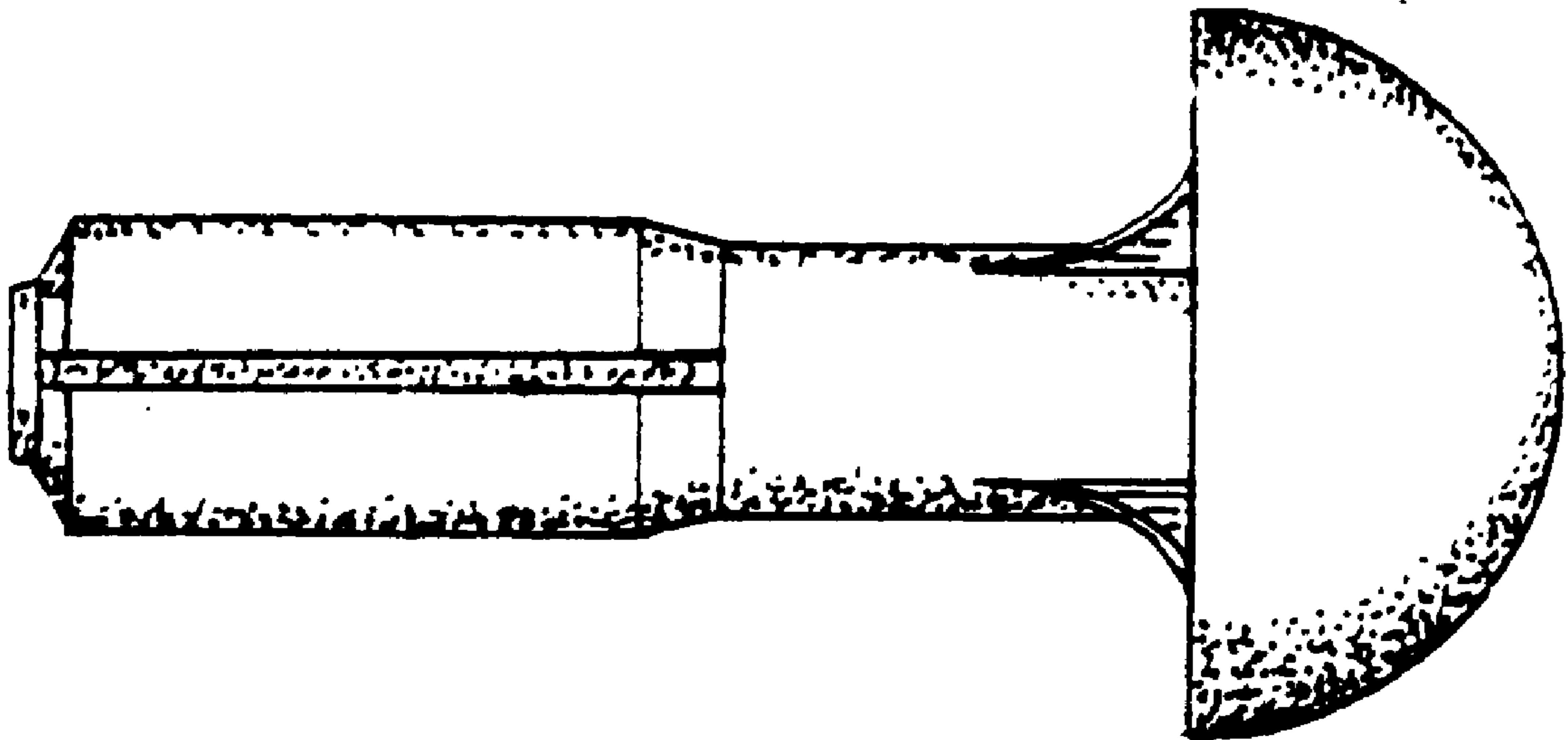


FIGURE 1

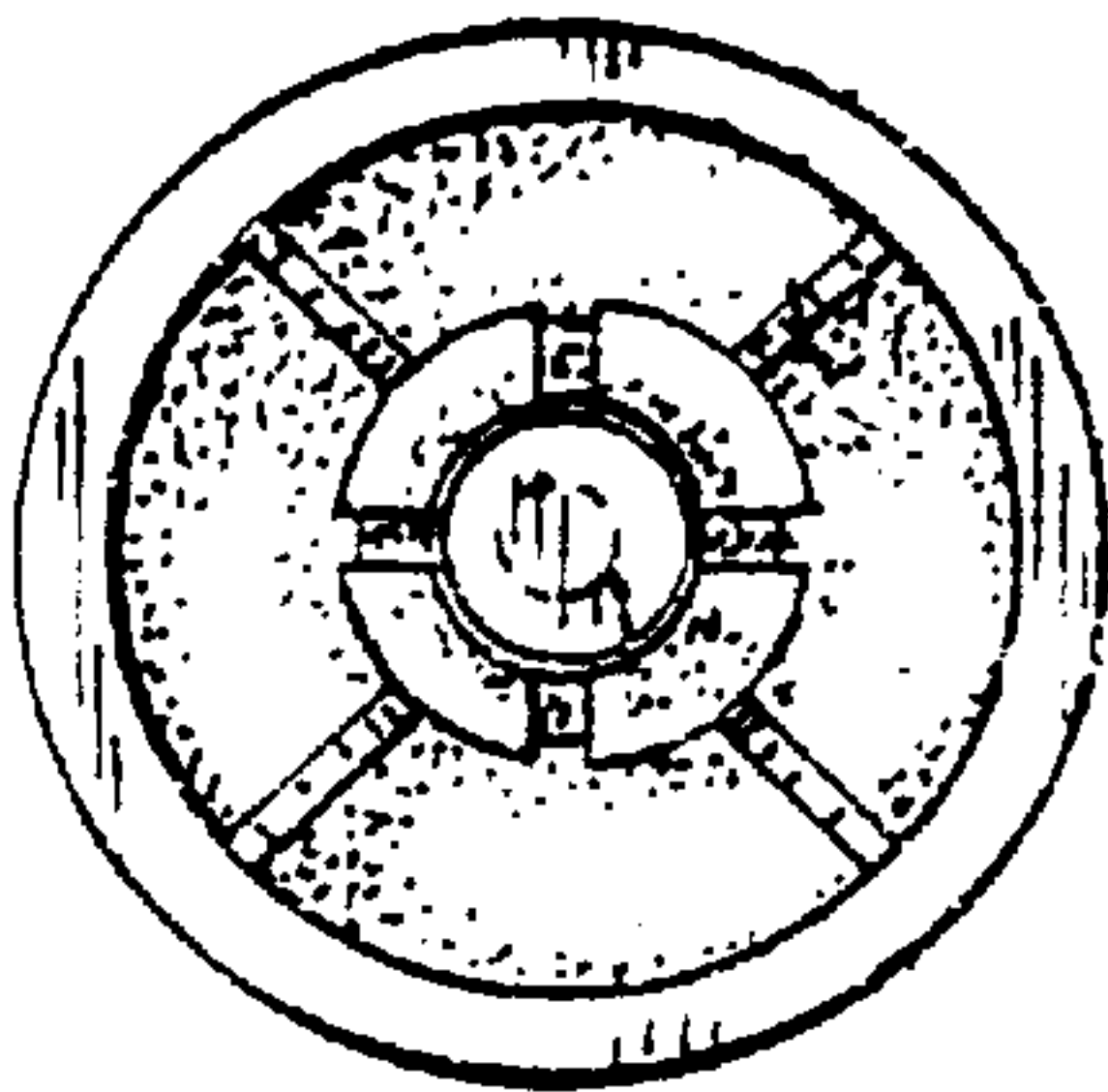


FIGURE 2

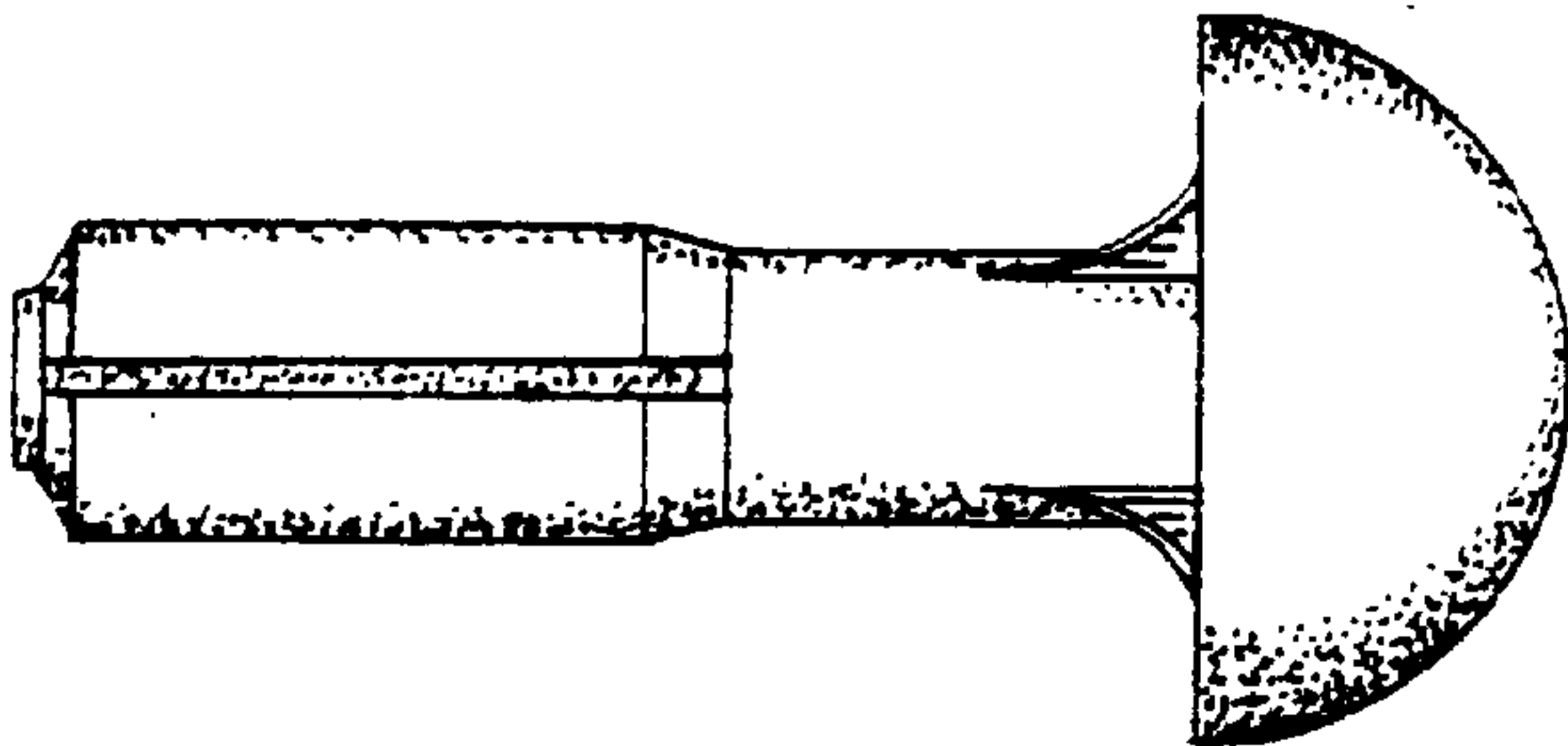


FIGURE 3

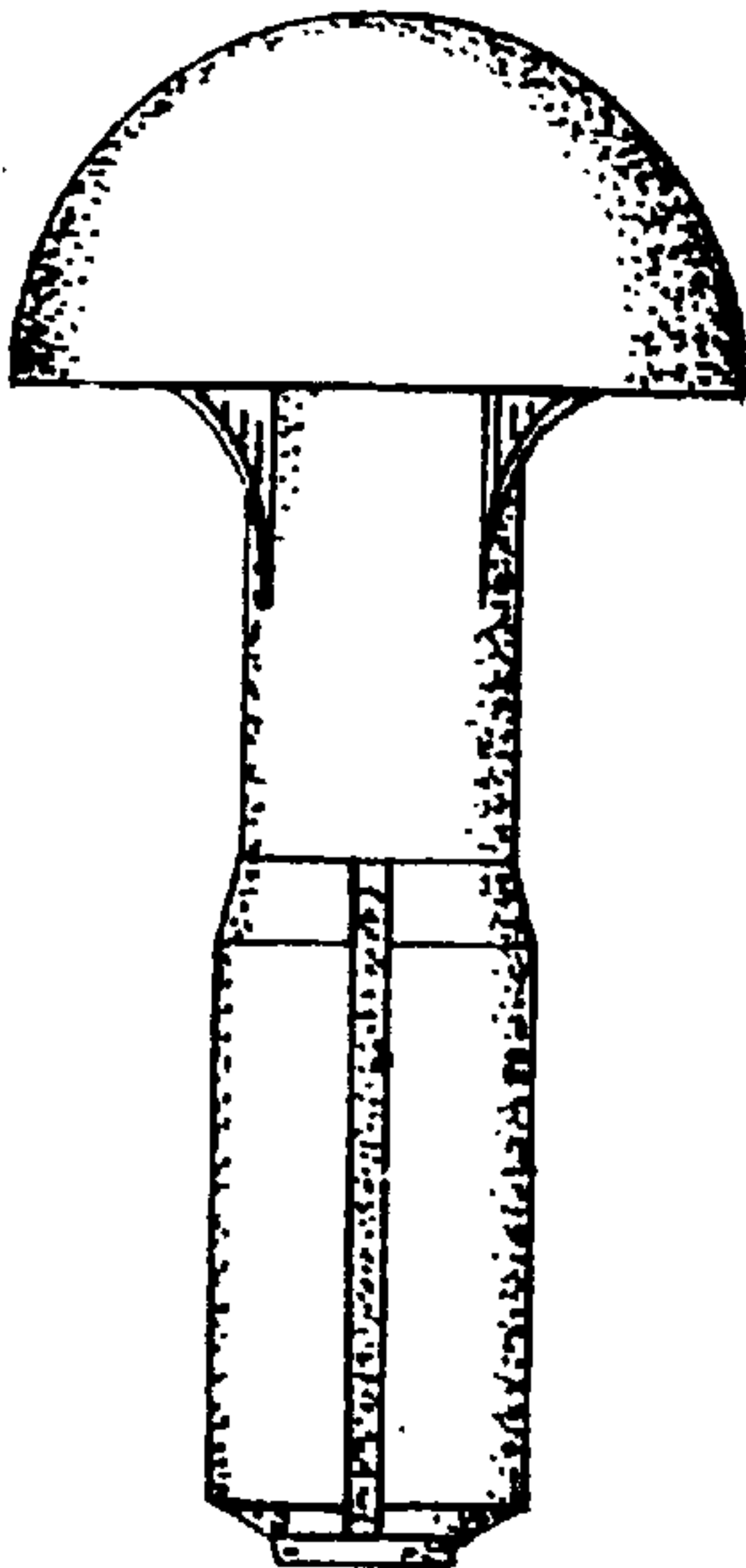


FIGURE 4

