



US00D466992S

(12) **United States Design Patent**
Tse

(10) **Patent No.:** **US D466,992 S**

(45) **Date of Patent:** **** Dec. 10, 2002**

(54) **SHOWERHEAD WITH SUPPORT RAIL THEREFOR**

D430,267 S * 8/2000 Milrud et al. D23/213 X
D439,961 S * 4/2001 Fiegl et al. D23/304
D454,621 S * 3/2002 Lord D23/213 X
D454,744 S * 3/2002 Ou-Young D6/550

(75) Inventor: **Hing Fai Tse**, New Territories (HK)

* cited by examiner

(73) Assignee: **Brand New Technology Ltd.**, Kowloon (HK)

Primary Examiner—Louis S. Zarfaz

(**) Term: **14 Years**

Assistant Examiner—Robert A. Delehanty

(74) *Attorney, Agent, or Firm*—Leydig, Voit & Mayer, Ltd.

(21) Appl. No.: **29/152,120**

(57) **CLAIM**

(22) Filed: **Dec. 18, 2001**

The ornamental design for a showerhead with support rail therefor, as shown and described.

(51) **LOC (7) Cl.** **23-02**

(52) **U.S. Cl.** **D23/304; D23/228**

(58) **Field of Search** D23/270, 273, D23/275, 280.2, 283, 303-304, 213, 223, 228, 230; 4/546, 559, 576.1, 596-597, 611-612, 615, 663; D6/546, 549-550; 248/125.1; 285/33, 119

DESCRIPTION

FIG. 1 is a top, front and right side perspective view of a showerhead with support rail therefor showing my new design;

FIG. 2 is front elevational view thereof;

FIG. 3 is a rear elevational view thereof;

FIG. 4 is a right side elevational view thereof;

FIG. 5 is a left side elevational view thereof;

FIG. 6 is a top end elevational view thereof; and,

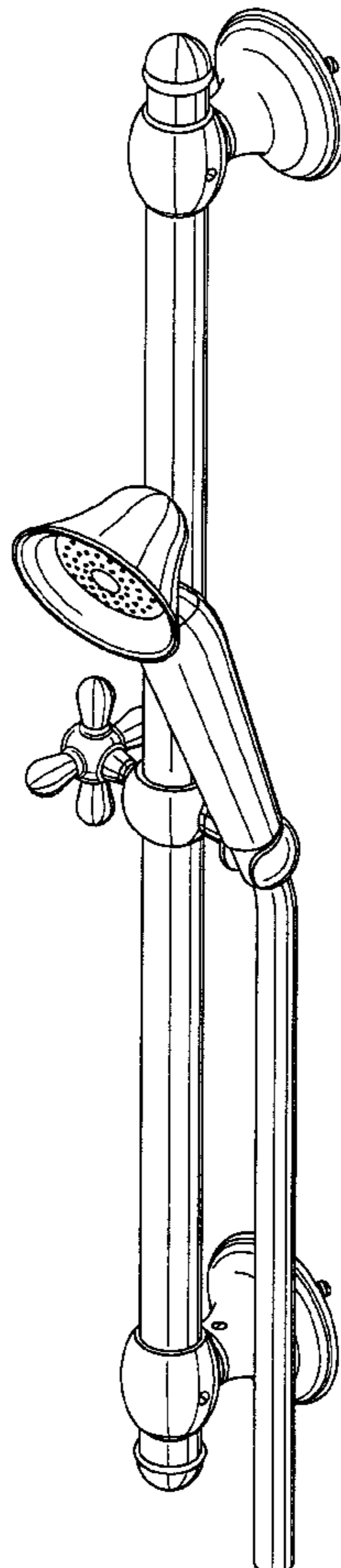
FIG. 7 is a bottom end elevational view thereof.

(56) **References Cited**

U.S. PATENT DOCUMENTS

1,769,326 A * 7/1930 Weis D6/546 X
D240,178 S * 6/1976 Johansen D6/546 X
D370,250 S * 5/1996 Fawcett et al. D23/213

1 Claim, 4 Drawing Sheets



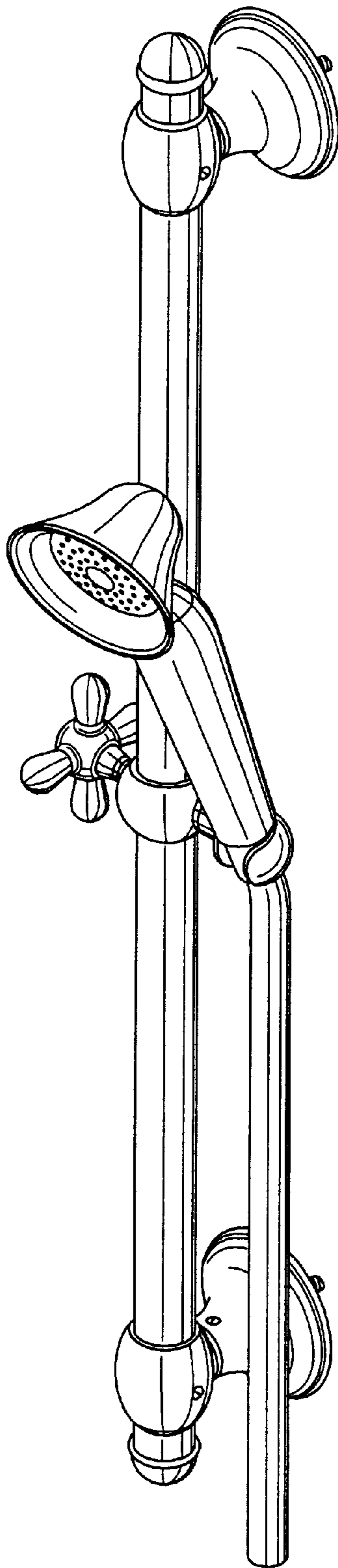


FIG. 1

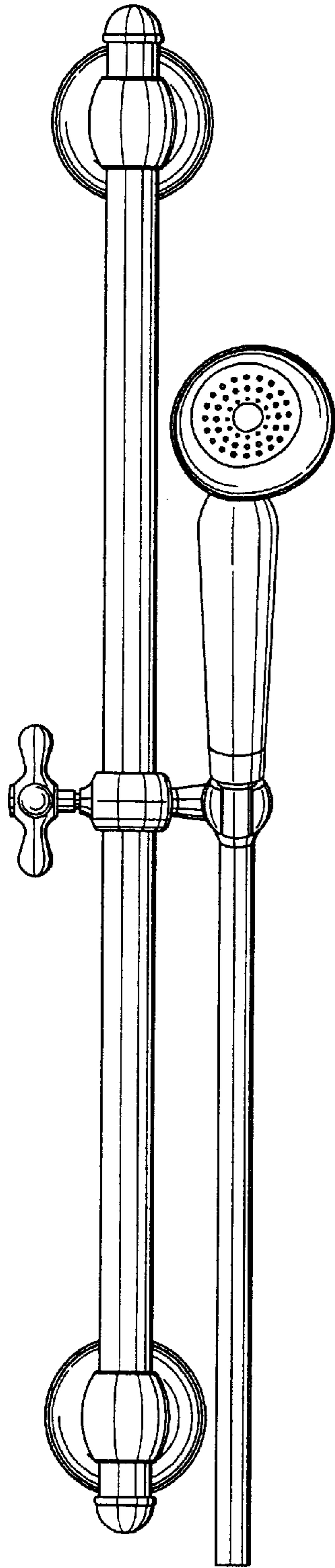


FIG. 2

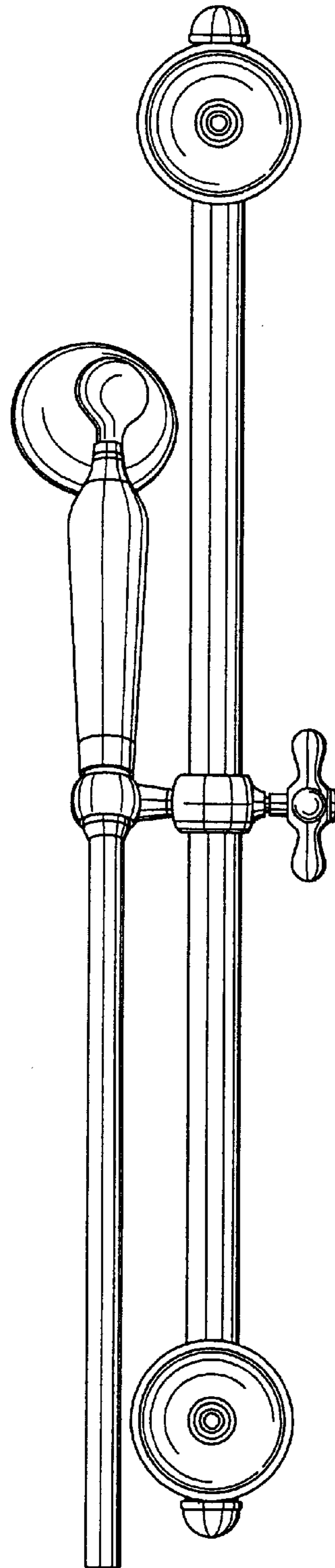


FIG. 3

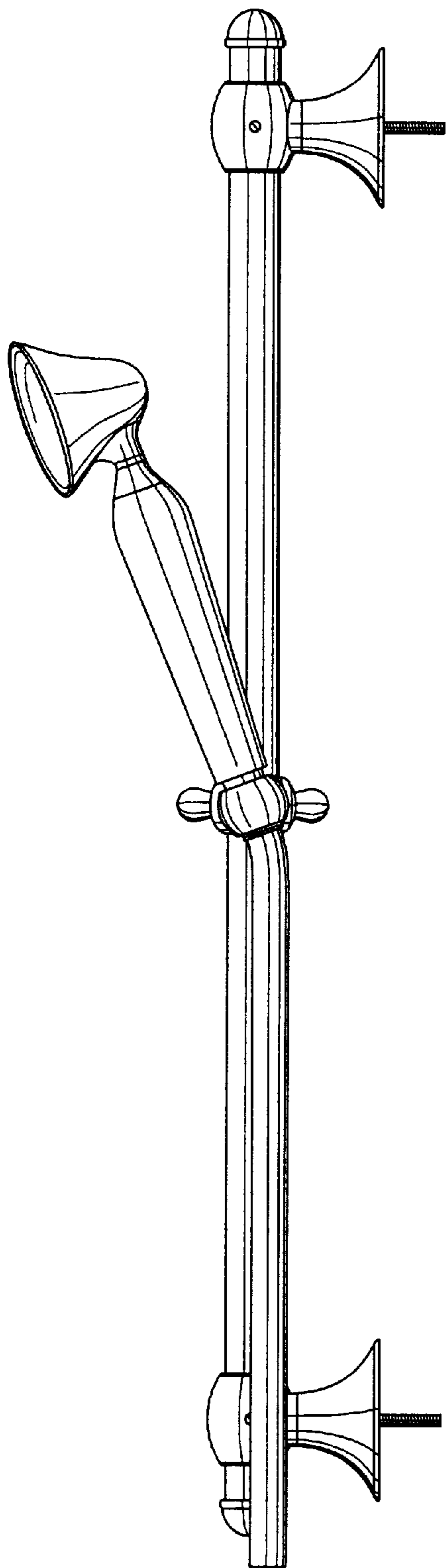


FIG. 4

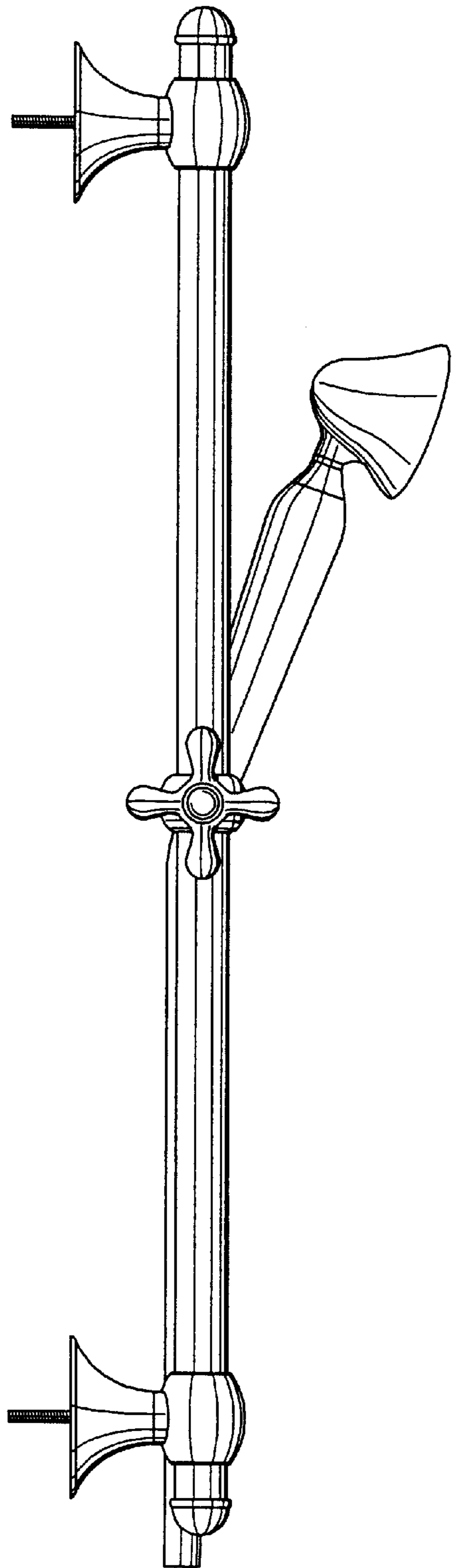


FIG. 5




FIG. 6




FIG. 7