



US00D466985S

(12) **United States Design Patent**
McKeone

(10) **Patent No.:** **US D466,985 S**

(45) **Date of Patent:** **** Dec. 10, 2002**

(54) **ESCUTCHEON**

(75) Inventor: **William C. McKeone**, Sheboygan, WI (US)

(73) Assignee: **Kohler Co.**, Kohler, WI (US)

(**) Term: **14 Years**

(21) Appl. No.: **29/149,624**

(22) Filed: **Oct. 12, 2001**

Related U.S. Application Data

(62) Division of application No. 29/113,584, filed on Nov. 8, 1999, now Pat. No. Des. 456,063.

(51) **LOC (7) Cl.** **23-01**

(52) **U.S. Cl.** **D23/249**

(58) **Field of Search** D23/238-243,
D23/249-254; D8/300-312, 350-353, DIG. 2;
4/675-678; 16/110 R; 137/801

(56) **References Cited**

U.S. PATENT DOCUMENTS

| | | | | |
|------------|---------|----------------|-------|---------|
| D33,787 S | 12/1900 | Meiners | | D23/249 |
| D76,790 S | 11/1928 | Fraser | | D23/240 |
| D76,995 S | 11/1928 | Fraser | | D23/254 |
| D83,924 S | 4/1931 | Sakier | | D23/254 |
| D162,273 S | 2/1951 | Young | | D23/254 |
| D405,163 S | 2/1999 | Doughty et al. | | D23/252 |
| D405,509 S | 2/1999 | Doughty et al. | | D23/252 |

OTHER PUBLICATIONS

Apr., 1999 Kallista catalog ad, p. 63, showing a “Barbara Barry” lavatory faucet escutcheon.

Apr., 1999 Kallista catalog ad, p. 71, showing a “Barbara Barry” shower faucet escutcheon.

Primary Examiner—Louis S. Zarfes

Assistant Examiner—Gregory Andoll

(74) *Attorney, Agent, or Firm*—Quarles & Brady LLP

(57) **CLAIM**

The ornamental design for an escutcheon, as shown and described.

DESCRIPTION

In a preferred embodiment, the nature of this product is as an escutcheon primarily useful for serving as a decorative finish for plumbing fittings.


FIG. 1 is a left, top, front perspective view of an escutcheon embodying my new design;

FIG. 2 is a front elevational view thereof; and,

FIG. 3 is a left side elevational view thereof, the right side elevational view being a mirror image of the left side shown, and the top and the bottom plan views being identical to the left side shown.

The broken line representation of a hole in FIGS. 1 and 2 is for the purpose of illustration only, and forms no part of the claimed design.

1 Claim, 1 Drawing Sheet






FIG. 1

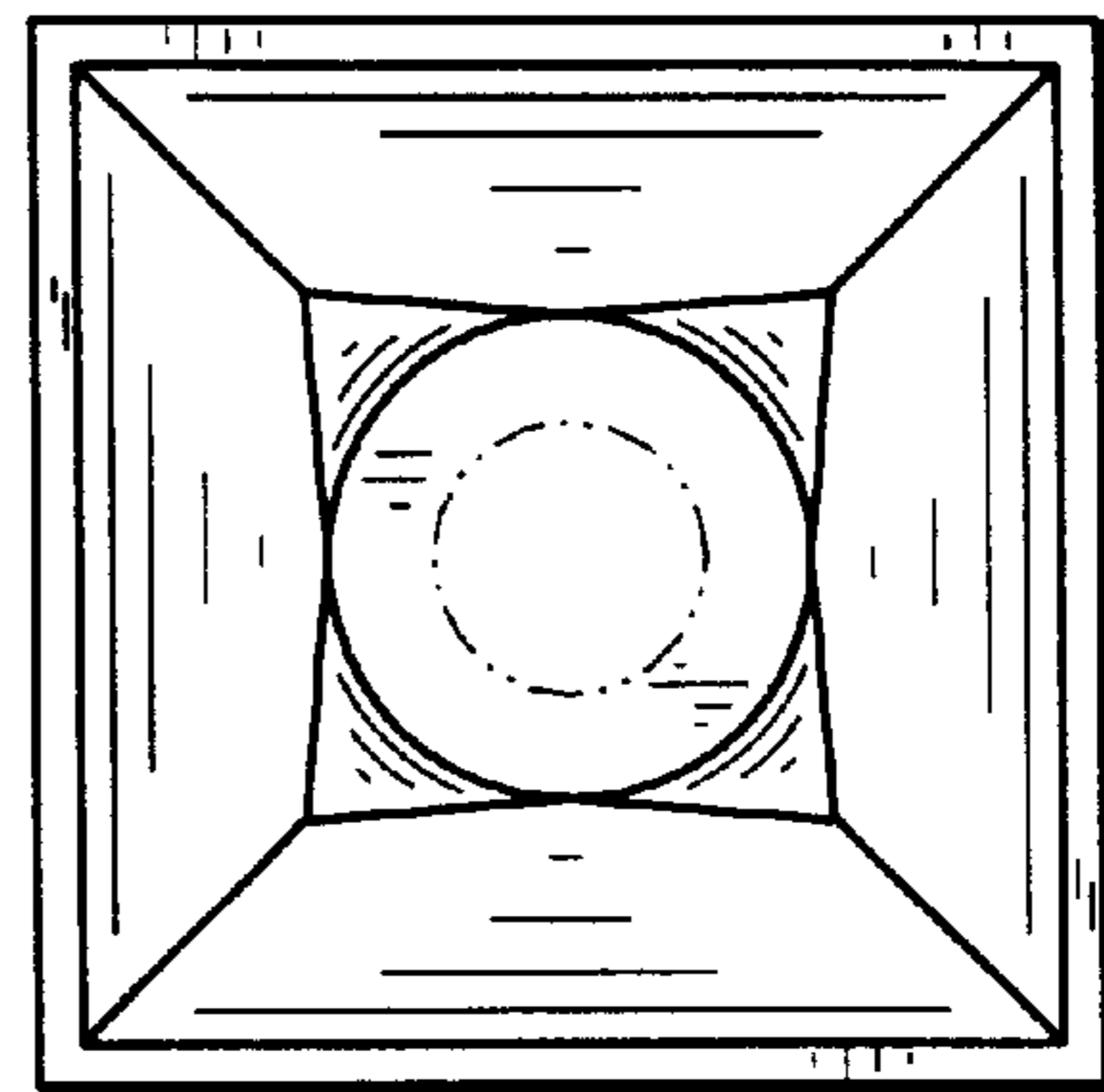


FIG. 2

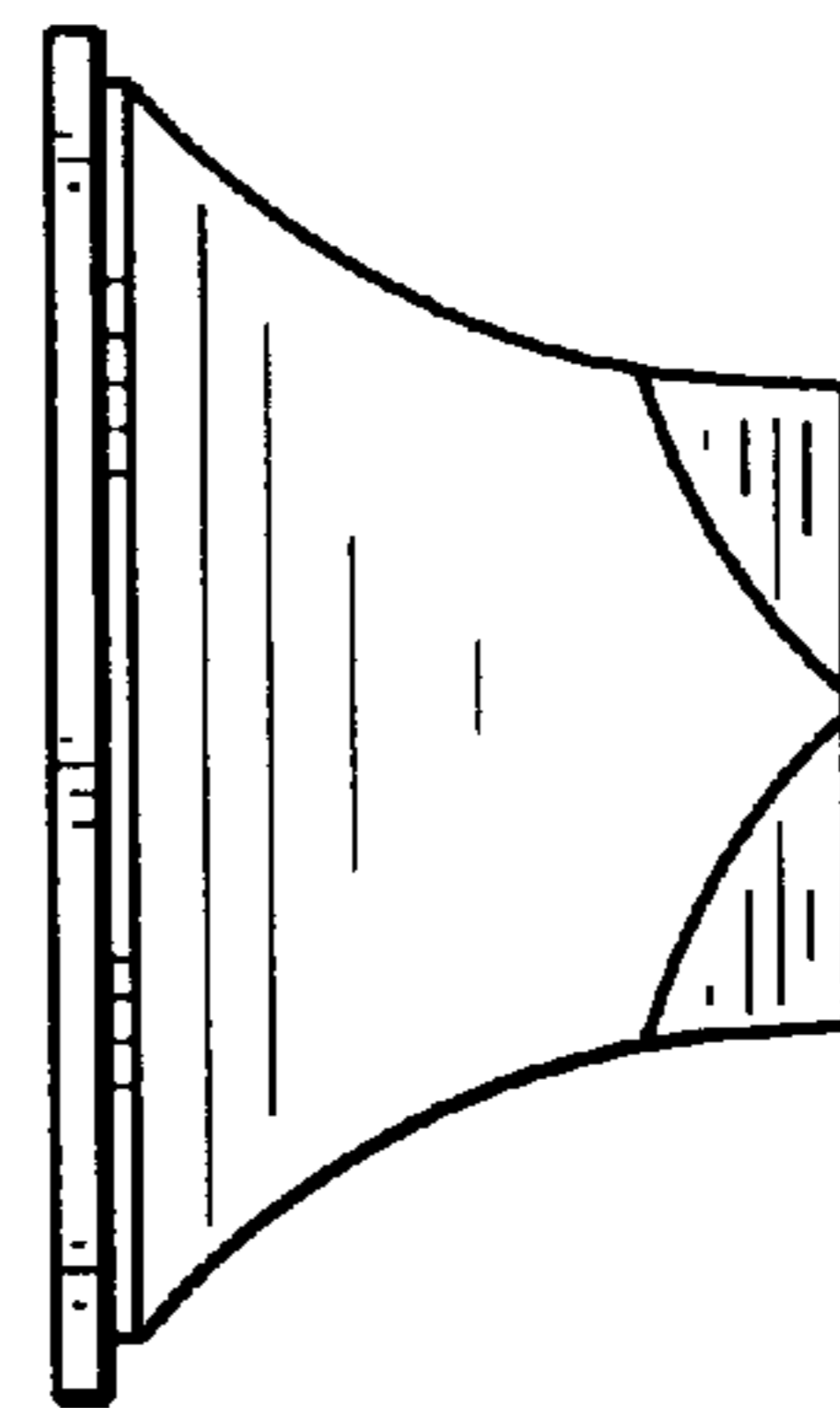


FIG. 3