



US00D466970S

(12) **United States Design Patent**
Singtoroj et al.

(10) **Patent No.:** **US D466,970 S**

(45) **Date of Patent:** **** Dec. 10, 2002**

(54) **SHOWER HEAD**

(75) Inventors: **Yos Singtoroj**, Anaheim, CA (US);
Aaron E. Hanna, Redlands, CA (US)

(73) Assignee: **Emhart LLC**, Newark, DE (US)

(**) Term: **14 Years**

(21) Appl. No.: **29/153,033**

(22) Filed: **Dec. 20, 2001**

(51) **LOC (7) Cl.** **23-01**

(52) **U.S. Cl.** **D23/213; D23/229**

(58) **Field of Search** **D23/213, 223,**
D23/229, 230; 239/548, 282, 283

D208,526 S	9/1967	Delamater	
D262,905 S	2/1982	Tommaso	
D266,453 S	10/1982	Miller	
D299,050 S	* 12/1988	Gonzalez	D23/229
D316,136 S	4/1991	Underwood	
D339,406 S	9/1993	Rodriguez	
D351,016 S	9/1994	Warshawsky	
D366,307 S	* 1/1996	Doughty et al.	D23/213
D408,891 S	4/1999	Marshall	
D412,357 S	* 7/1999	Marshall	D23/229
D412,737 S	8/1999	Marshall	
D413,158 S	* 8/1999	Marshall	D23/229
D415,246 S	10/1999	Marshall	
D417,258 S	11/1999	Green et al.	
D430,267 S	8/2000	Milrud et al.	
D450,372 S	* 11/2001	Christianson	D23/229

* cited by examiner

(56) **References Cited**

U.S. PATENT DOCUMENTS

D77,442 S	1/1929	Smith
D84,900 S	8/1931	Moran
D87,961 S	10/1932	Ferguson
D93,638 S	10/1934	Selfridge
D95,823 S	6/1935	Hathaway et al.
D98,006 S	12/1935	Landgarten
2,049,141 A	7/1936	Schneider
2,085,854 A	7/1937	Hathaway et al.
D113,042 S	1/1939	Landgarten
D134,735 S	1/1943	Thompkins
D143,737 S	2/1946	Klein
D153,490 S	4/1949	Beebee
D155,097 S	9/1949	Magos et al.
D164,822 S	10/1951	Russell
2,608,443 A	8/1952	Hinderer
2,689,151 A	9/1954	Manning
D177,790 S	5/1956	Bucknell
D188,644 S	8/1960	Kohler
D188,645 S	8/1960	Kohler
D189,117 S	10/1960	Kohler
D191,428 S	9/1961	Leighton

Primary Examiner—Robin V. Taylor

(74) *Attorney, Agent, or Firm*—Richard J. Veltman; John D. Del Ponti

(57) **CLAIM**

The ornamental design for a shower head, as shown and described.

DESCRIPTION

FIG. 1 is a perspective view of the new design for a shower head;

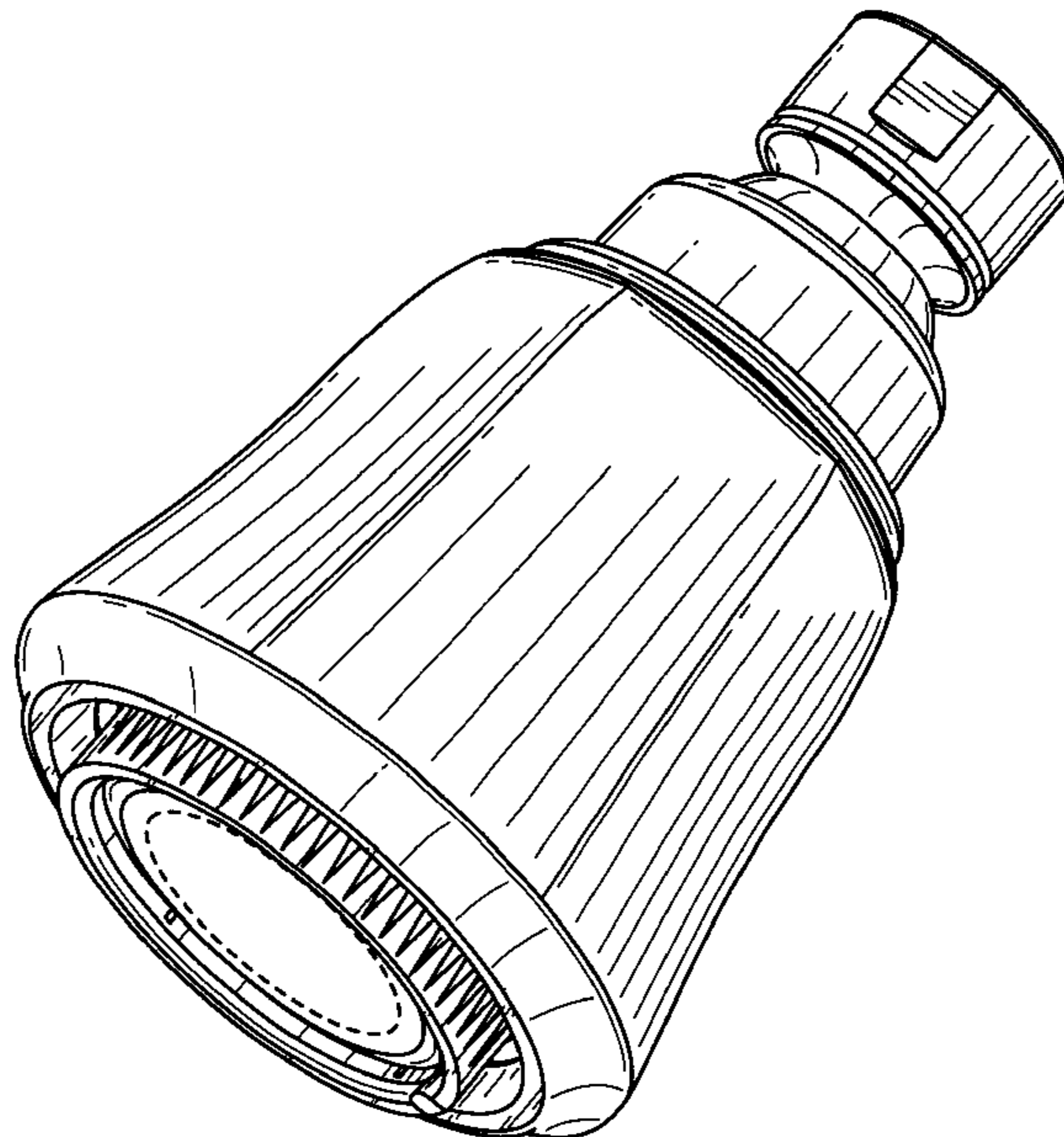
FIG. 2 is a right elevational view of the new design for a shower head, the left elevational view being a mirror image;

FIG. 3 is a top plan view of the new design for a shower head, the bottom plan view being a mirror image;

FIG. 4 is a front elevational view of the new design for a shower head; and,

FIG. 5 is a rear elevational view of the new design for a shower head.

1 Claim, 5 Drawing Sheets






FIG. 1

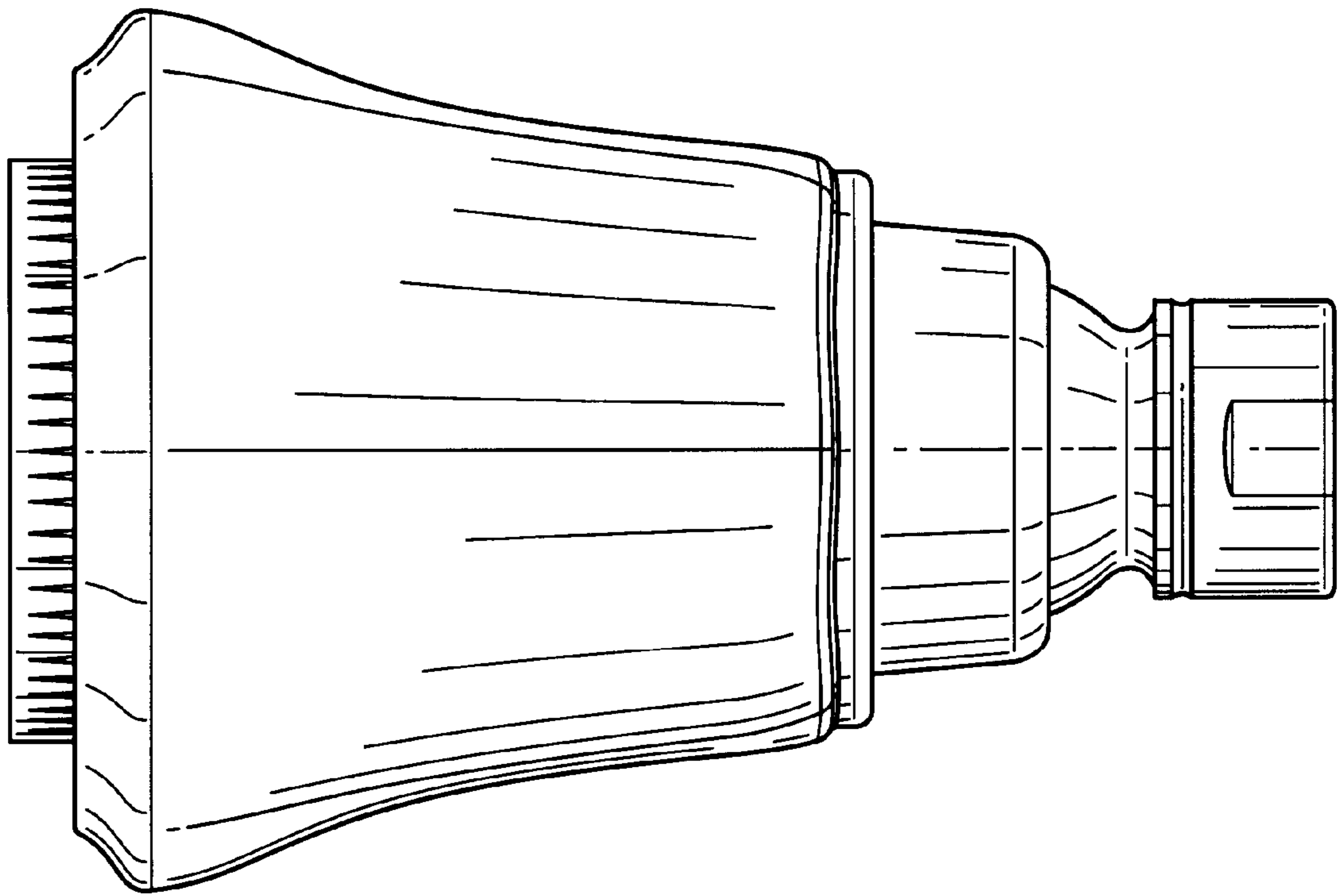


FIG. 2

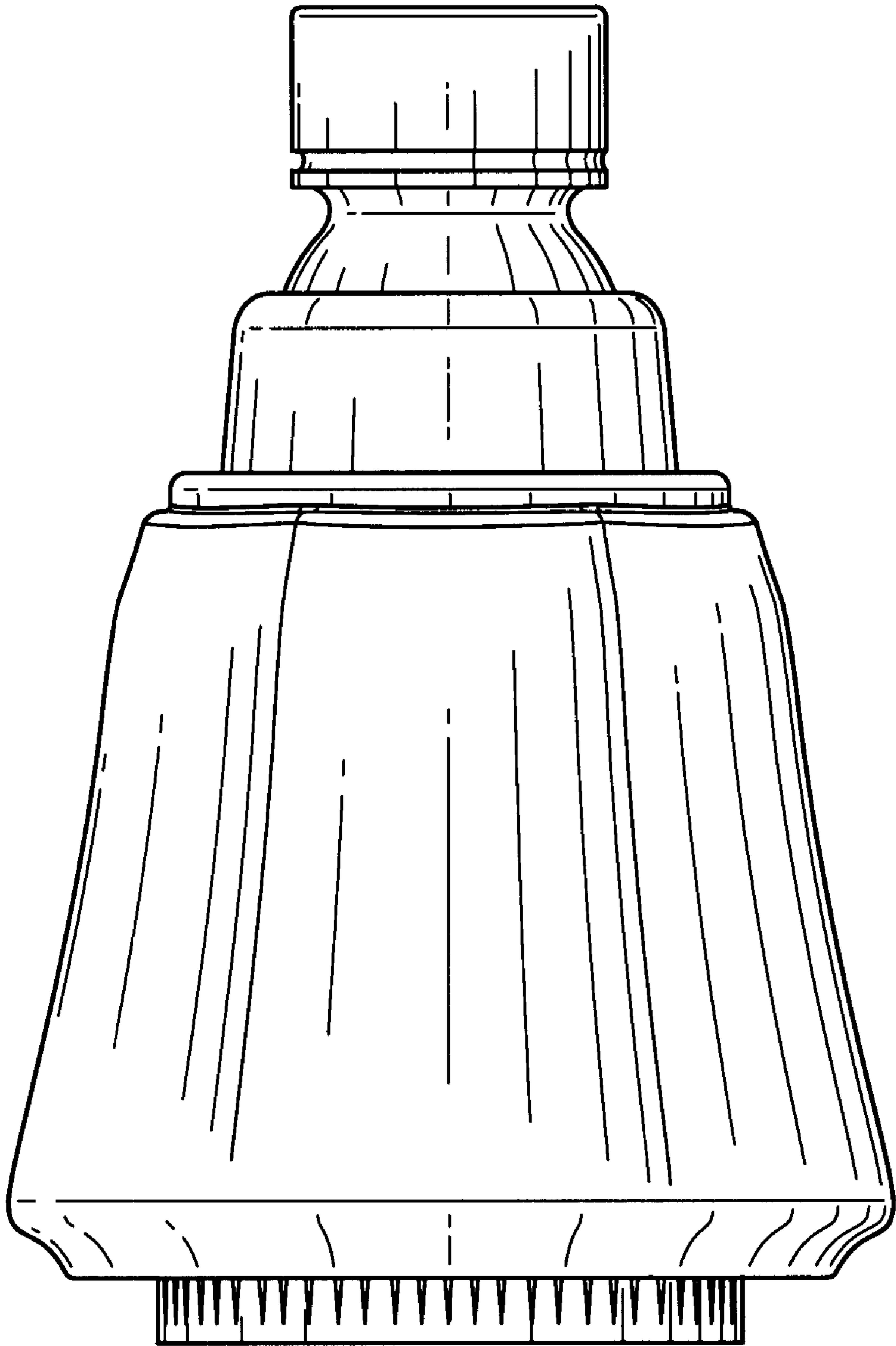


FIG. 3

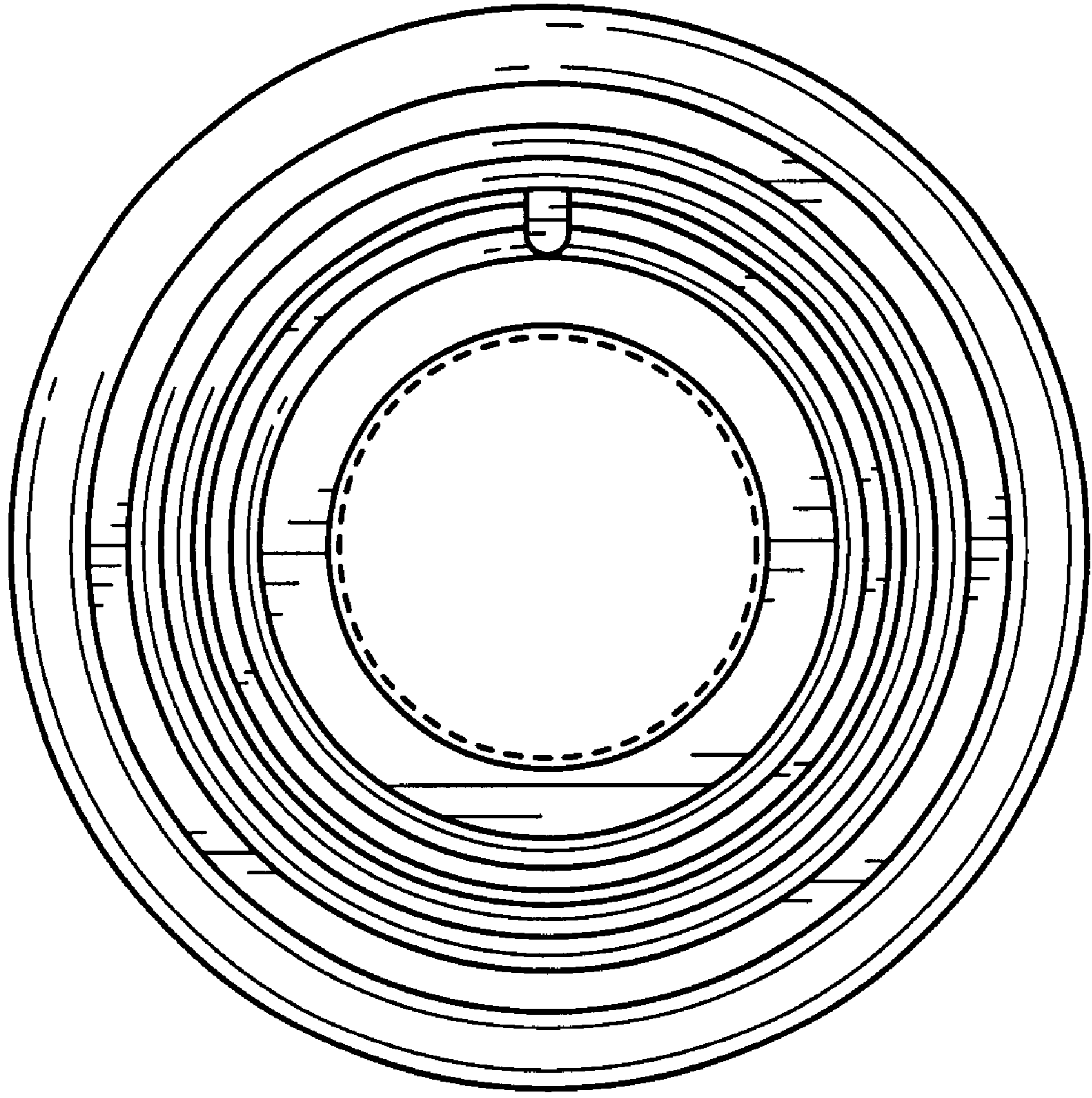


FIG. 4

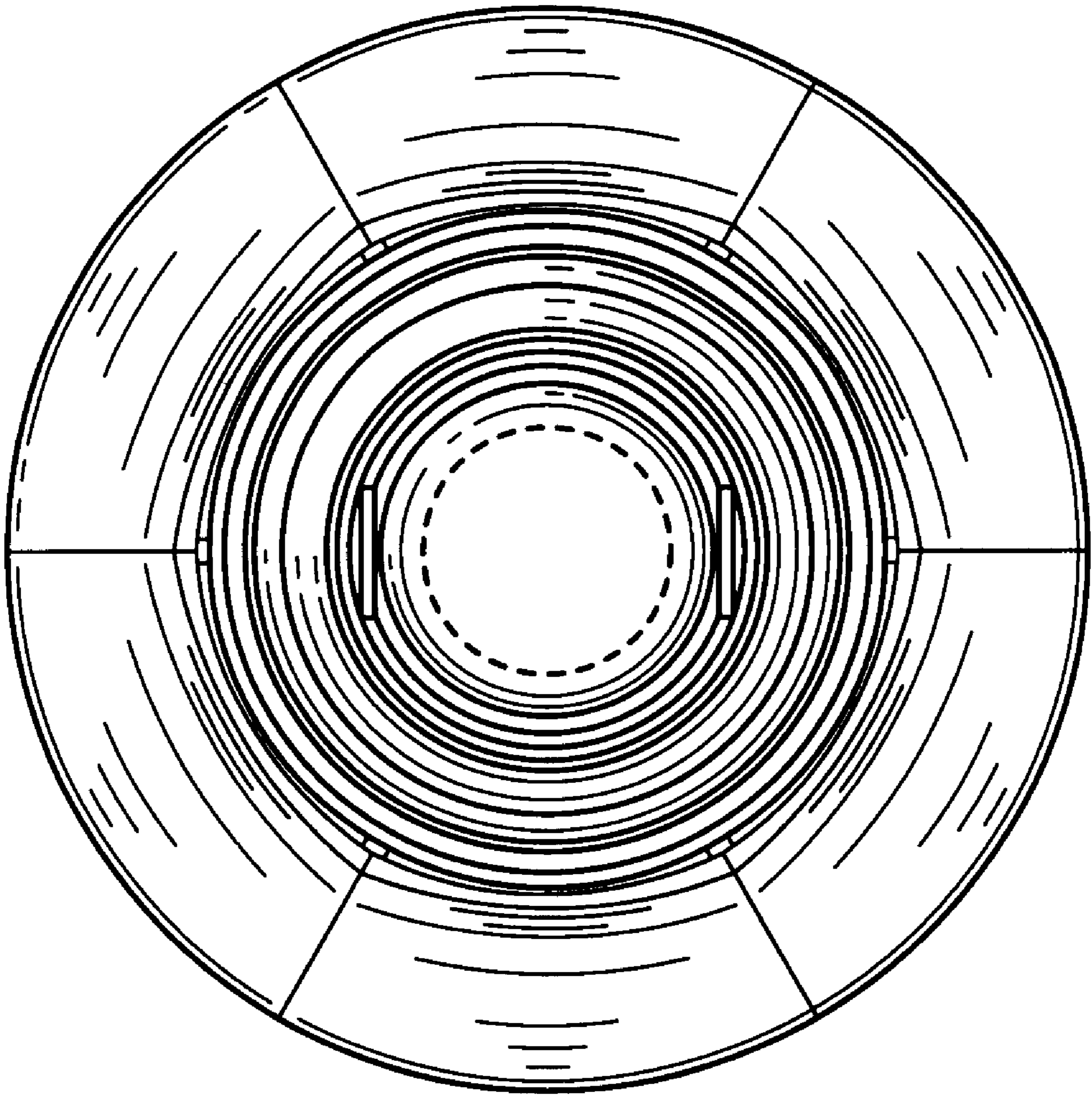


FIG. 5