

US00D466962S

(12) **United States Design Patent**
Chen

(10) **Patent No.:** **US D466,962 S**

(45) **Date of Patent:** **** *Dec. 10, 2002**

(54) **WHEEL**

(75) **Inventor:** **Ting-Hsing Chen**, Tainan Hsien (TW)

(73) **Assignee:** **Far Great Plastics Industrial Co., Ltd.**, Tainan Hsien (TW)

(*) **Notice:** This patent is subject to a terminal disclaimer.

(**) **Term:** **14 Years**

(21) **Appl. No.:** **29/118,552**

(22) **Filed:** **Feb. 11, 2000**

(51) **LOC (7) Cl.** **21-02**

(52) **U.S. Cl.** **D21/779**

(58) **Field of Search** D21/760, 763-765, D21/779, 563; D12/207, 208; 280/11.19, 11.22, 11.27, 11.26, 11.2; 301/5.3, 5.7

(56) **References Cited**

U.S. PATENT DOCUMENTS

- D380,804 S * 7/1997 Gulla et al. D21/779
- D397,390 S * 8/1998 Portzline D21/779
- 5,897,170 A * 4/1999 Keleny 280/11.22

- 5,967,618 A * 10/1999 Wimmer et al. 301/5.3
- 5,979,992 A * 11/1999 Calderone et al. 301/5.3
- D421,083 S * 2/2000 Chen D21/779
- 6,039,330 A * 3/2000 Hoskin 280/11.22

OTHER PUBLICATIONS

“Automobile”, p. 103, Sep. 1996.*

* cited by examiner

Primary Examiner—Raphael Barkai

(74) *Attorney, Agent, or Firm*—Rosenberg, Klein & Lee

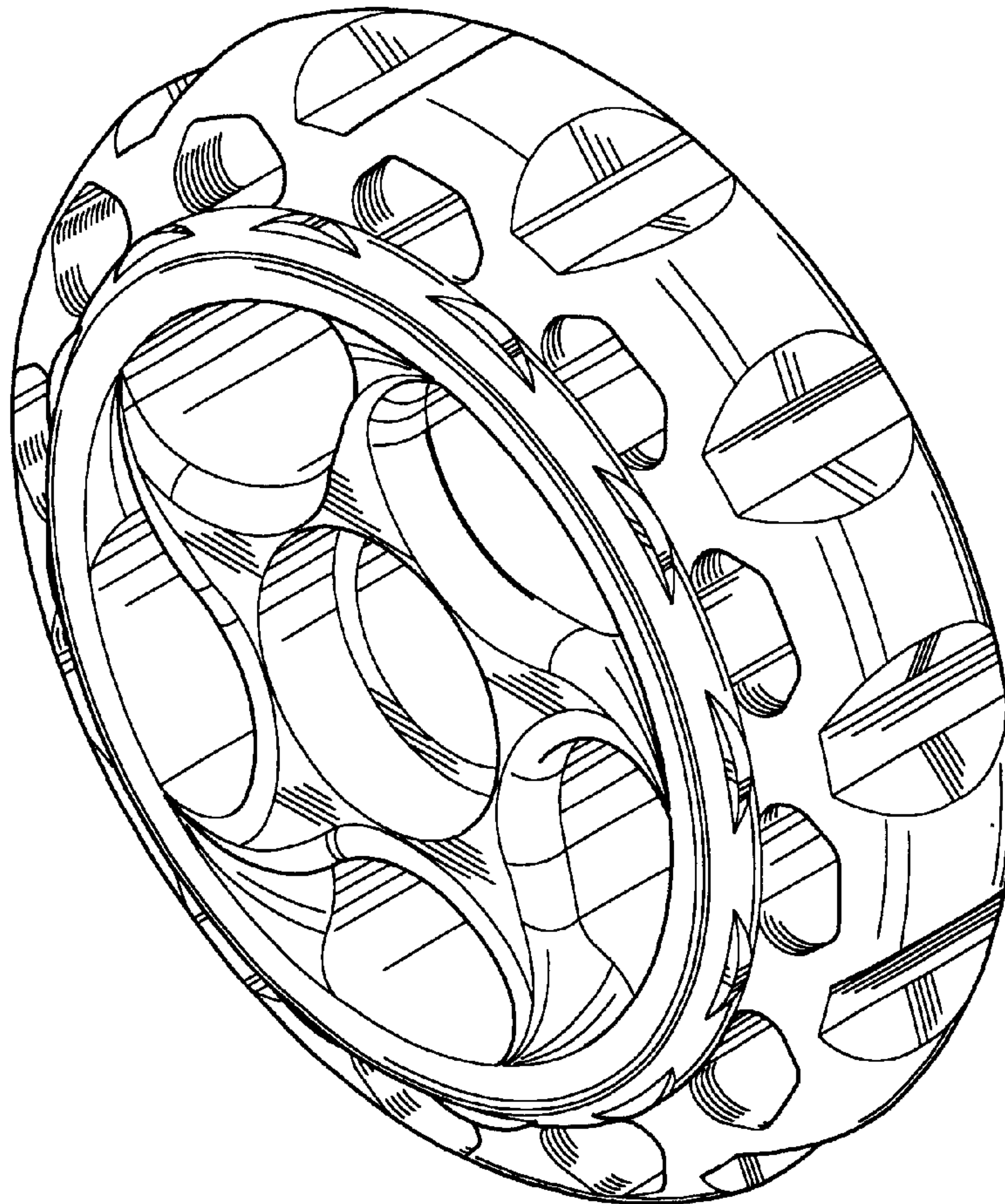
(57) **CLAIM**

The ornamental design for wheel, as shown and described.

DESCRIPTION

FIG. 1 is a perspective view of wheel showing my present invention;
 FIG. 2 is a front view thereof;
 FIG. 3 is a rear view thereof;
 FIG. 4 is a left view thereof;
 FIG. 5 is a right view thereof;
 FIG. 6 is a top plan view thereof; and,
 FIG. 7 is a bottom plan view.

1 Claim, 5 Drawing Sheets



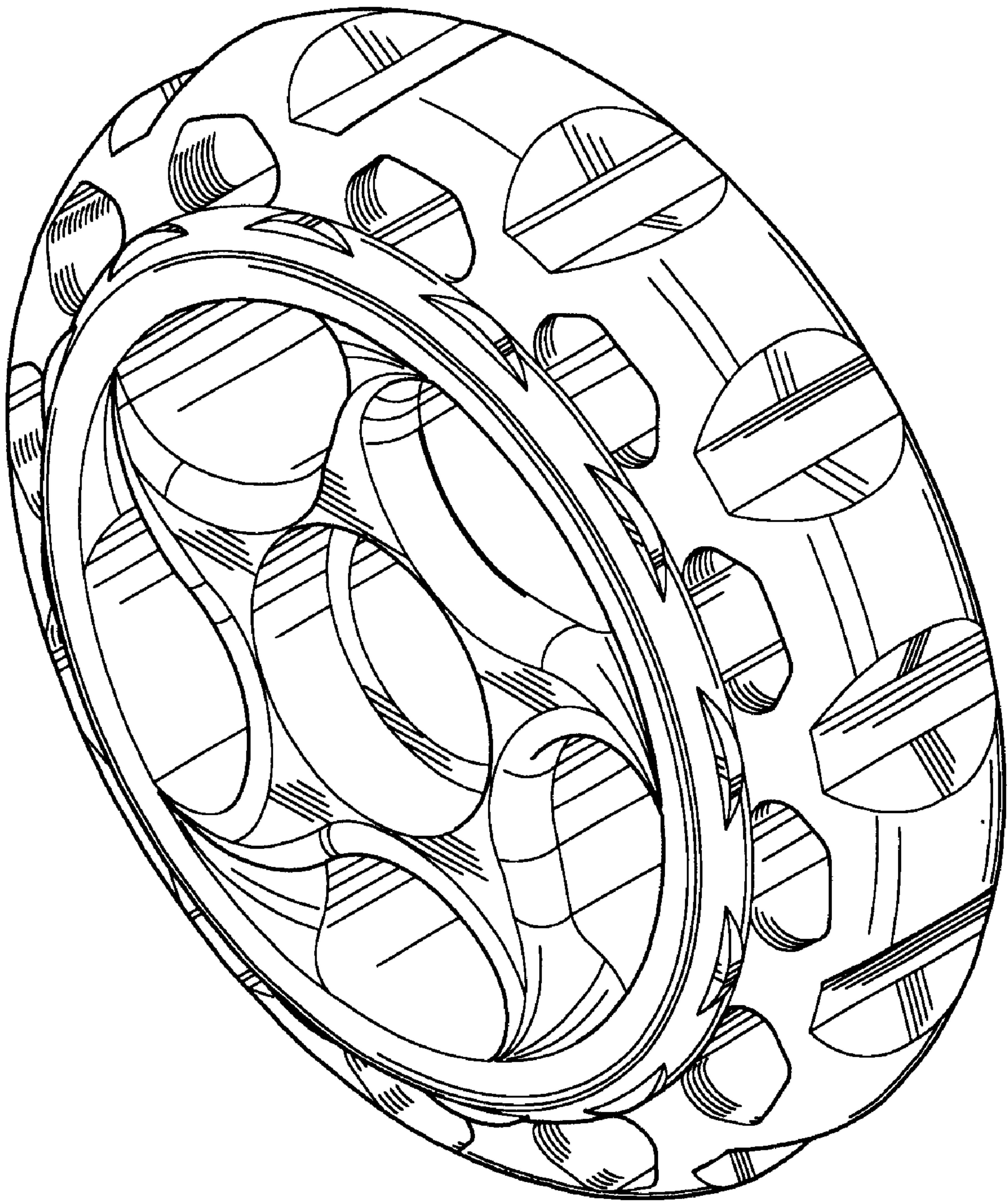


FIG. 1




FIG. 2




FIG. 3

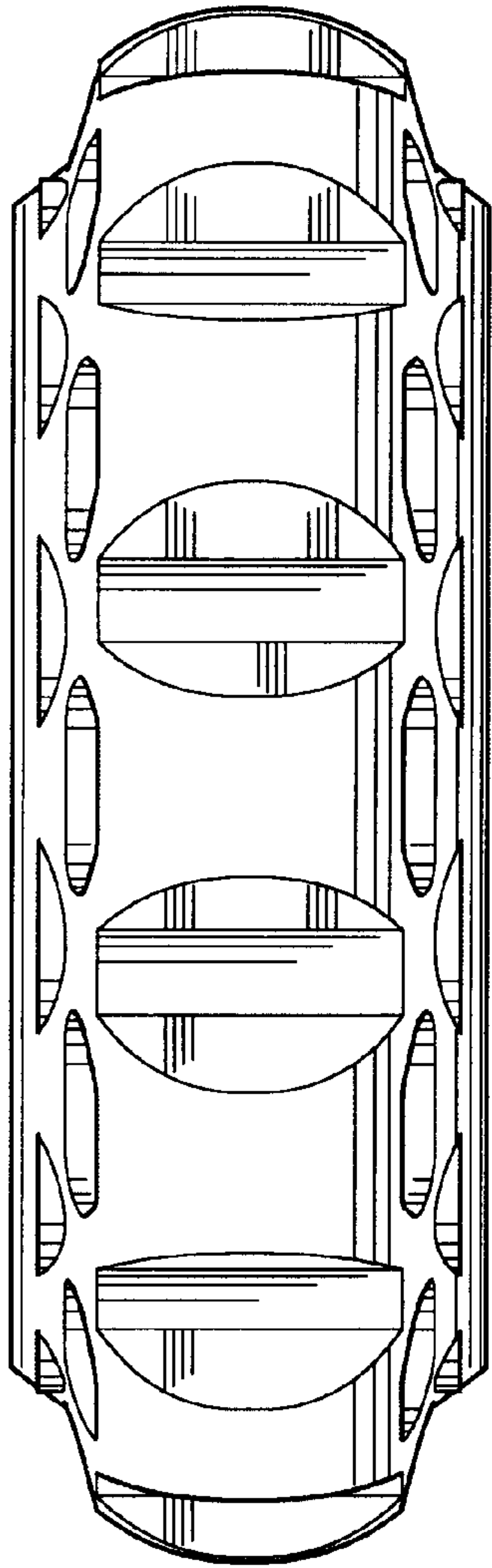


FIG. 4

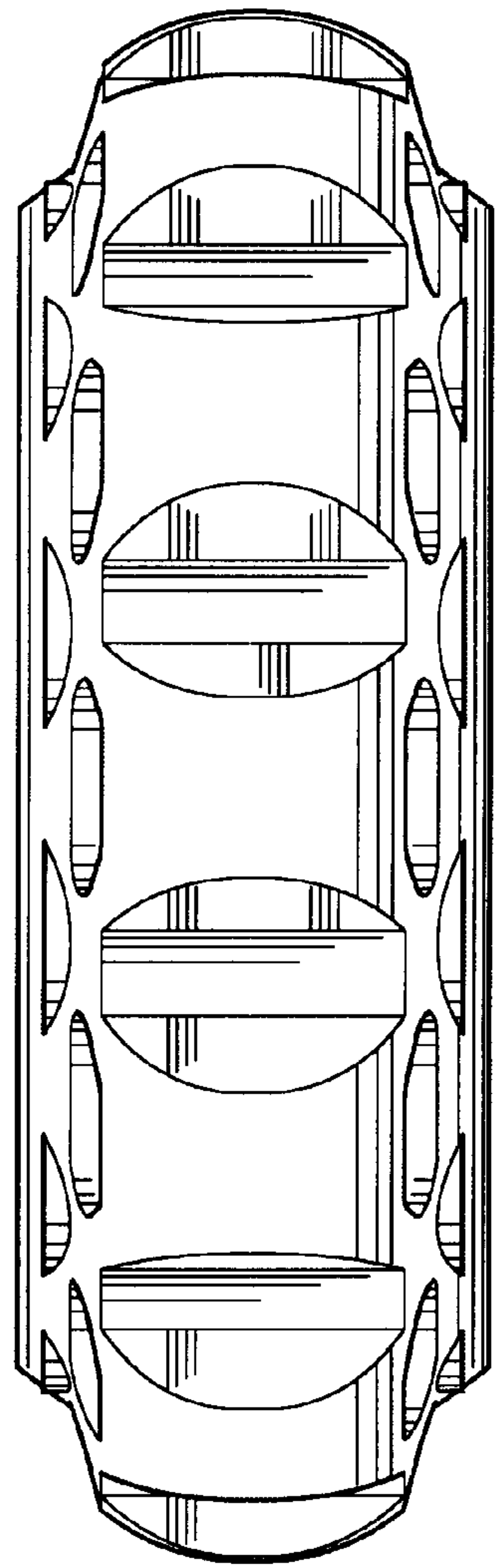


FIG. 5

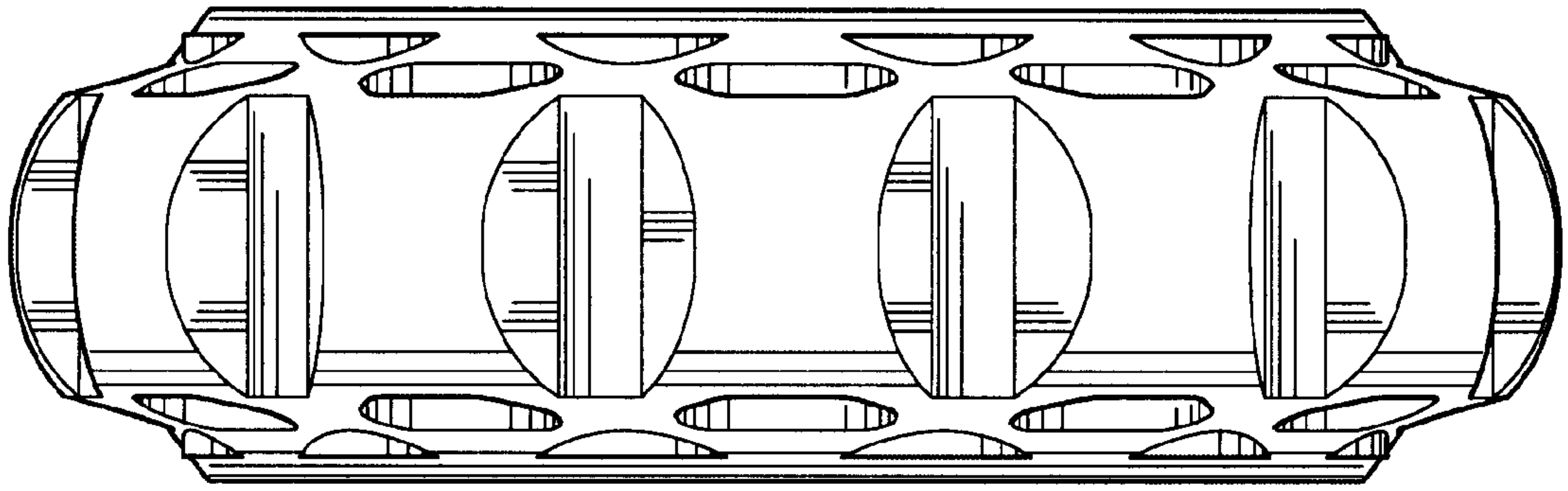


FIG. 6

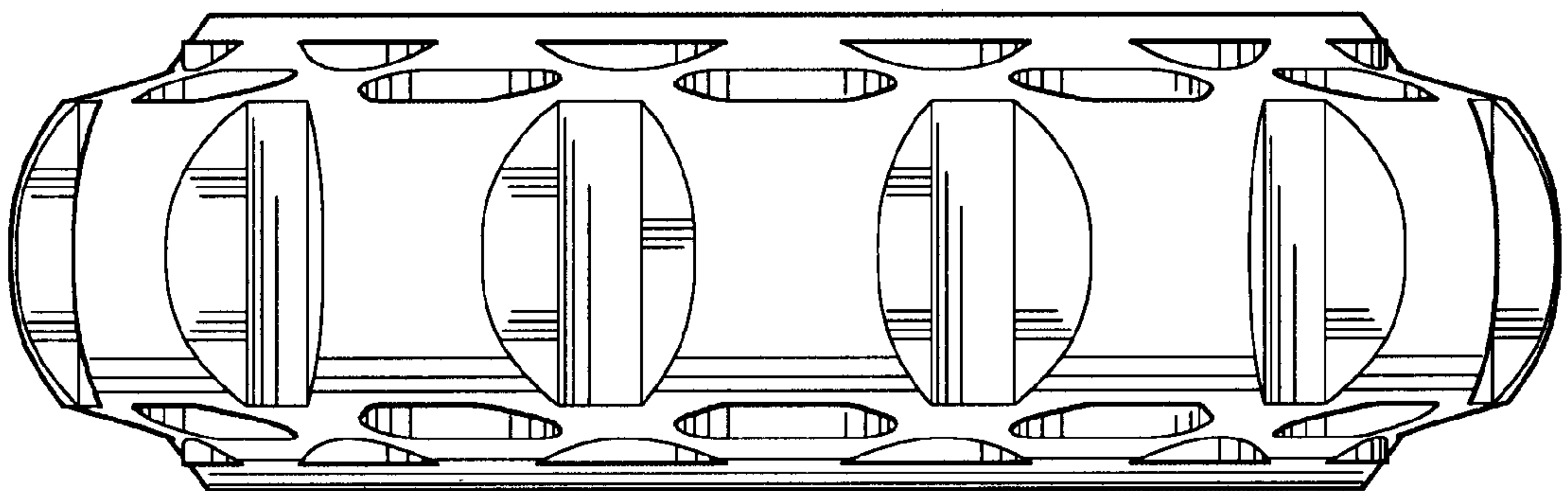


FIG. 7