



US00D466941S

(12) **United States Design Patent**
Shubert et al.

(10) **Patent No.:** **US D466,941 S**

(45) **Date of Patent:** **** Dec. 10, 2002**

(54) **VENDING MACHINE**

(75) Inventors: **Lawrence Shubert**, Belmont, CA (US);
Eric Saperstein, Weston, MA (US);
Nick Oakley, Portland, OR (US);
Wendy March, Portland, OR (US); **Jen Levin**, New York, NY (US)

(73) Assignee: **PepsiCo, Inc.**, Purchase, NY (US)

(**) Term: **14 Years**

(21) Appl. No.: **29/146,861**

(22) Filed: **Aug. 20, 2001**

(51) **LOC (7) Cl.** **20-01**

(52) **U.S. Cl.** **D20/4**

(58) **Field of Search** D20/1, 4, 5; D7/309,
D7/338-9, 347-8, 350, 354, 360; 99/330,
357, 403, 407-10, 416, 468, 483

(56) **References Cited**

U.S. PATENT DOCUMENTS

D157,101 S * 1/1950 Stempel D20/5

D334,950 S * 4/1993 Wyman et al. D20/4

D368,619 S * 4/1996 Graber D7/339

D431,748 S * 10/2000 Cahen D7/309

D431,749 S * 10/2000 Cahen D7/309

D431,751 S * 10/2000 Cahen D7/309

* cited by examiner

Primary Examiner—Robert M. Spear

(74) *Attorney, Agent, or Firm*—Fitzpatrick, Cella, Harper & Scinto

(57) **CLAIM**

The ornamental design for a vending machine, as shown and described.

DESCRIPTION

FIG. 1 is a perspective view of a vending machine showing our new design;

FIG. 2 is a front view thereof;

FIG. 3 is a side elevational view;

FIG. 4 is a top plan view thereof; and,

FIG. 5 is a bottom view thereof.

1 Claim, 4 Drawing Sheets




FIG. 1




FIG. 2




FIG. 3

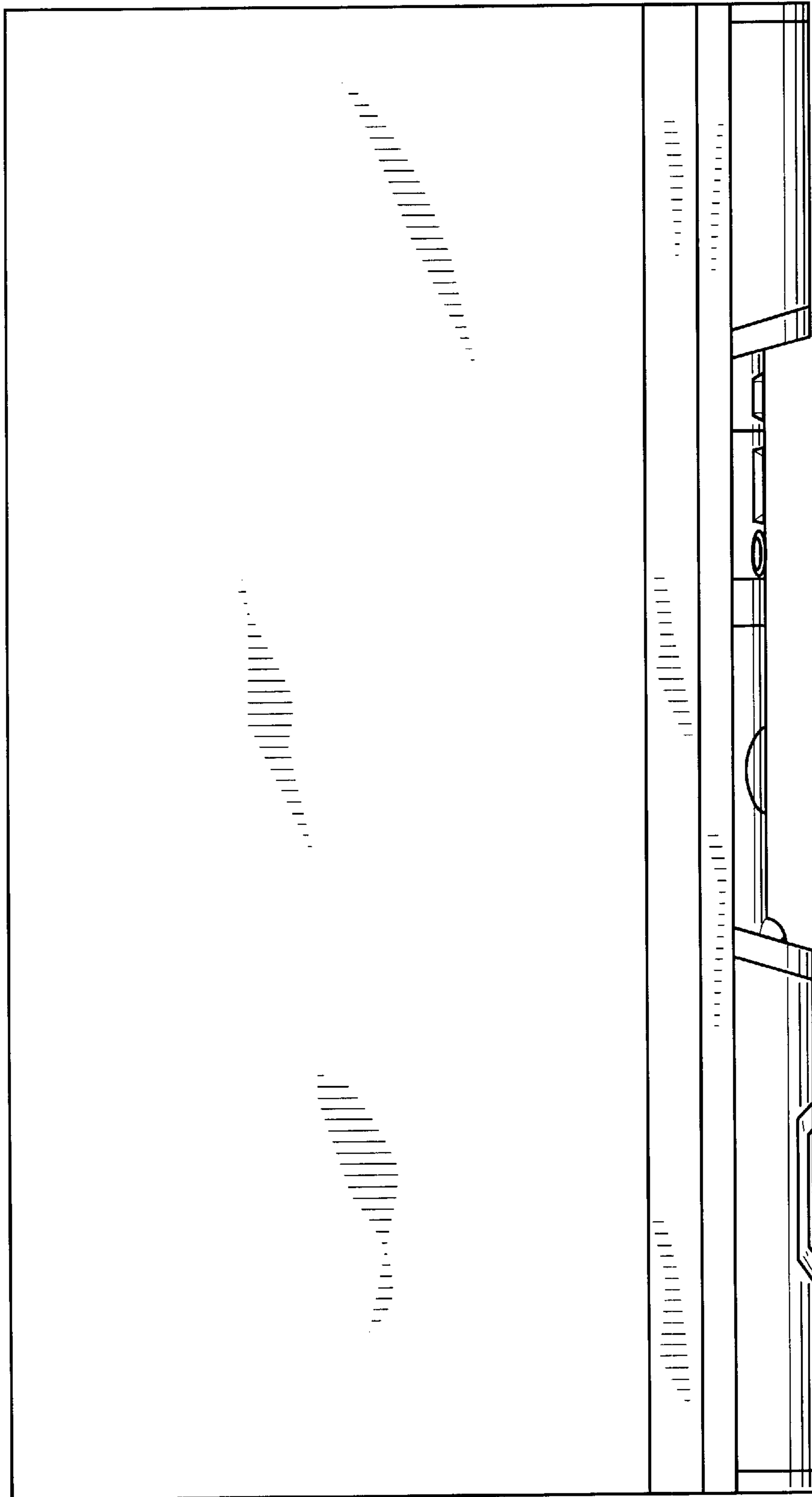


FIG. 4

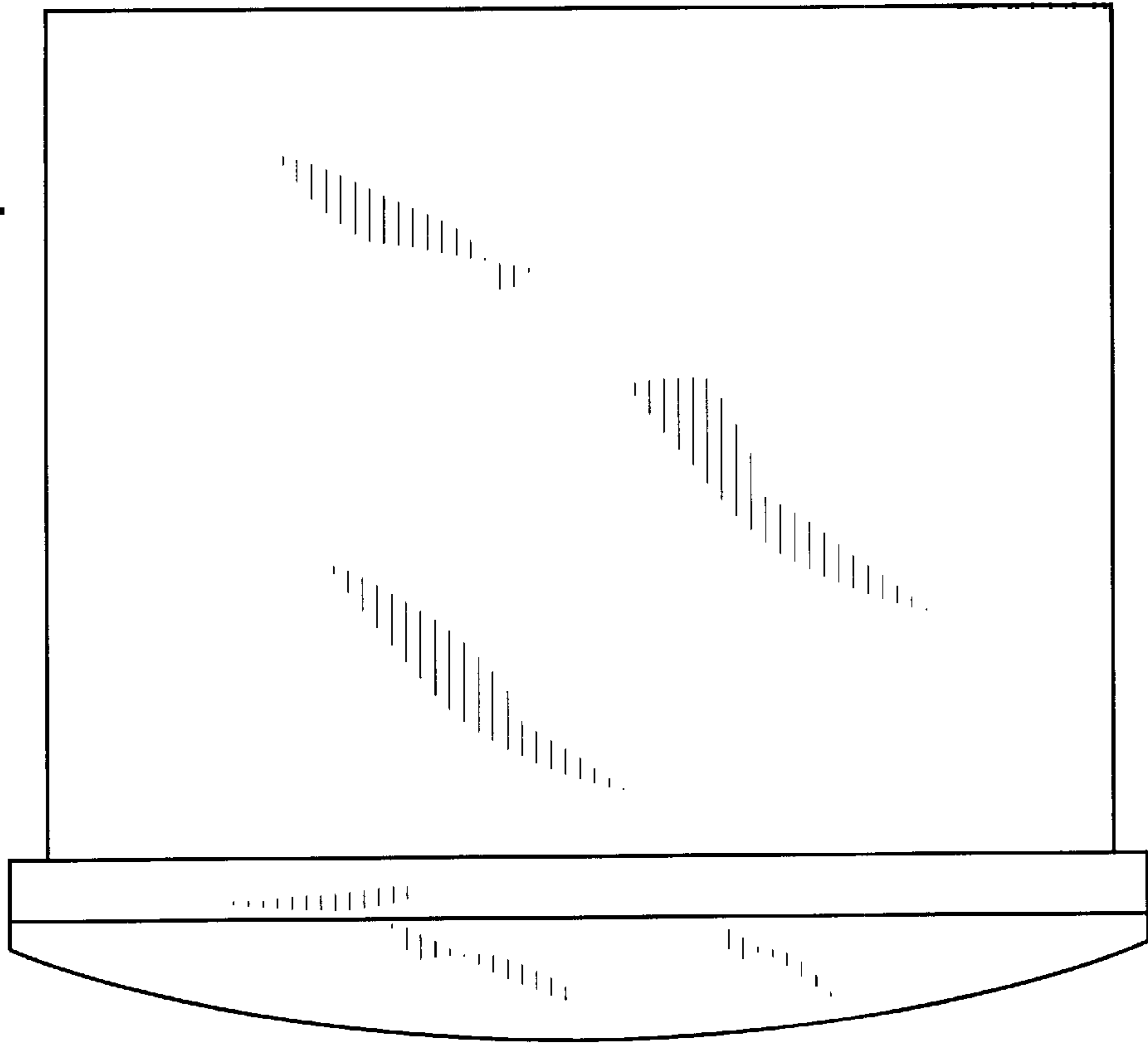


FIG. 5

