



US00D466940S

(12) **United States Design Patent**
Gstalder

(10) **Patent No.:** **US D466,940 S**

(45) **Date of Patent:** **** Dec. 10, 2002**

(54) **PENCIL SHARPENER**

(75) **Inventor:** **Bruno Gstalder, Poisy (FR)**

(73) **Assignee:** **Manufacture d'Articles de Precision et de Dessin - M.A.P.E.D. (FR)**

(**) **Term:** **14 Years**

(21) **Appl. No.:** **29/143,710**

(22) **Filed:** **Jun. 19, 2001**

(30) **Foreign Application Priority Data**

Dec. 20, 2000 (XH) DM/054 688

(51) **LOC (7) Cl.** **19-06**

(52) **U.S. Cl.** **D19/73**

(58) **Field of Search** D19/72, 73, 74,
D19/55; 30/451, 452, 453, 454, 455, 456,
457, 459; 144/28.1, 28.11, 28.5, 28.6, 28.7,
28.71, 28.72

(56) **References Cited**

U.S. PATENT DOCUMENTS

D238,669 S * 2/1976 MacGregor D19/73

D383,165 S * 9/1997 Gstalder D19/73

D426,852 S * 6/2000 Gstalder D19/73

D442,993 S * 5/2001 Eisen D19/73

* cited by examiner

Primary Examiner—Doris V. Coles

Assistant Examiner—Elizabeth A. Albert

(74) *Attorney, Agent, or Firm*—Cantor Colburn LLP

(57) **CLAIM**

The ornamental design for a pencil sharpener, as shown and described.

DESCRIPTION

FIG. 1 is a top and side perspective view of a pencil sharpener, showing my new design;


FIG. 2 is a side elevational view thereof, the opposite side being a mirror thereof;

FIG. 3 is an end elevational view thereof;

FIG. 4 is an end elevation view thereof, taken from the side opposite to that shown in FIG. 3; and,

FIG. 5 is a top plan view thereof, the bottom plan view being a mirror image thereof.

1 Claim, 2 Drawing Sheets






FIG. 1

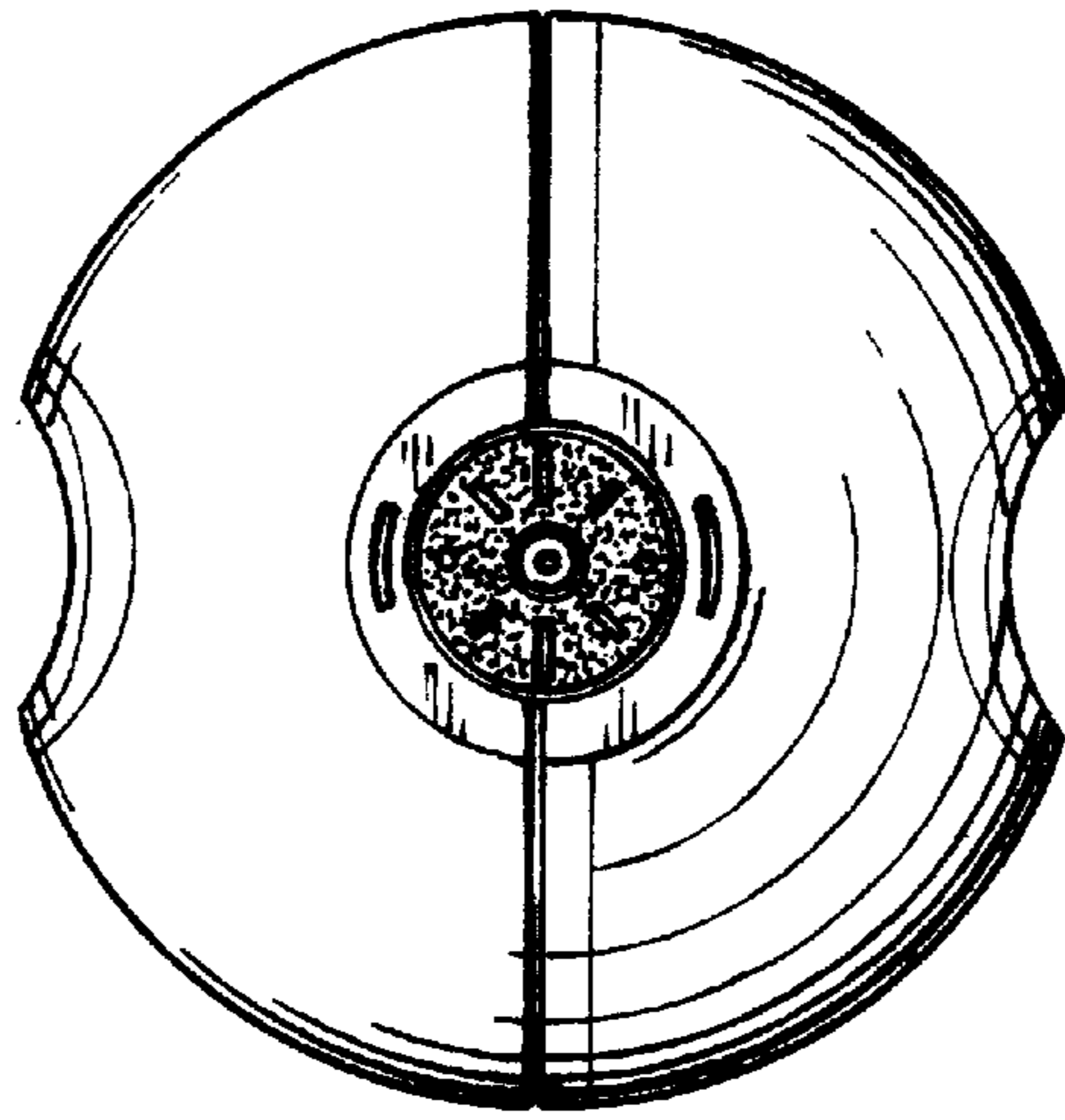


FIG. 5




FIG. 2

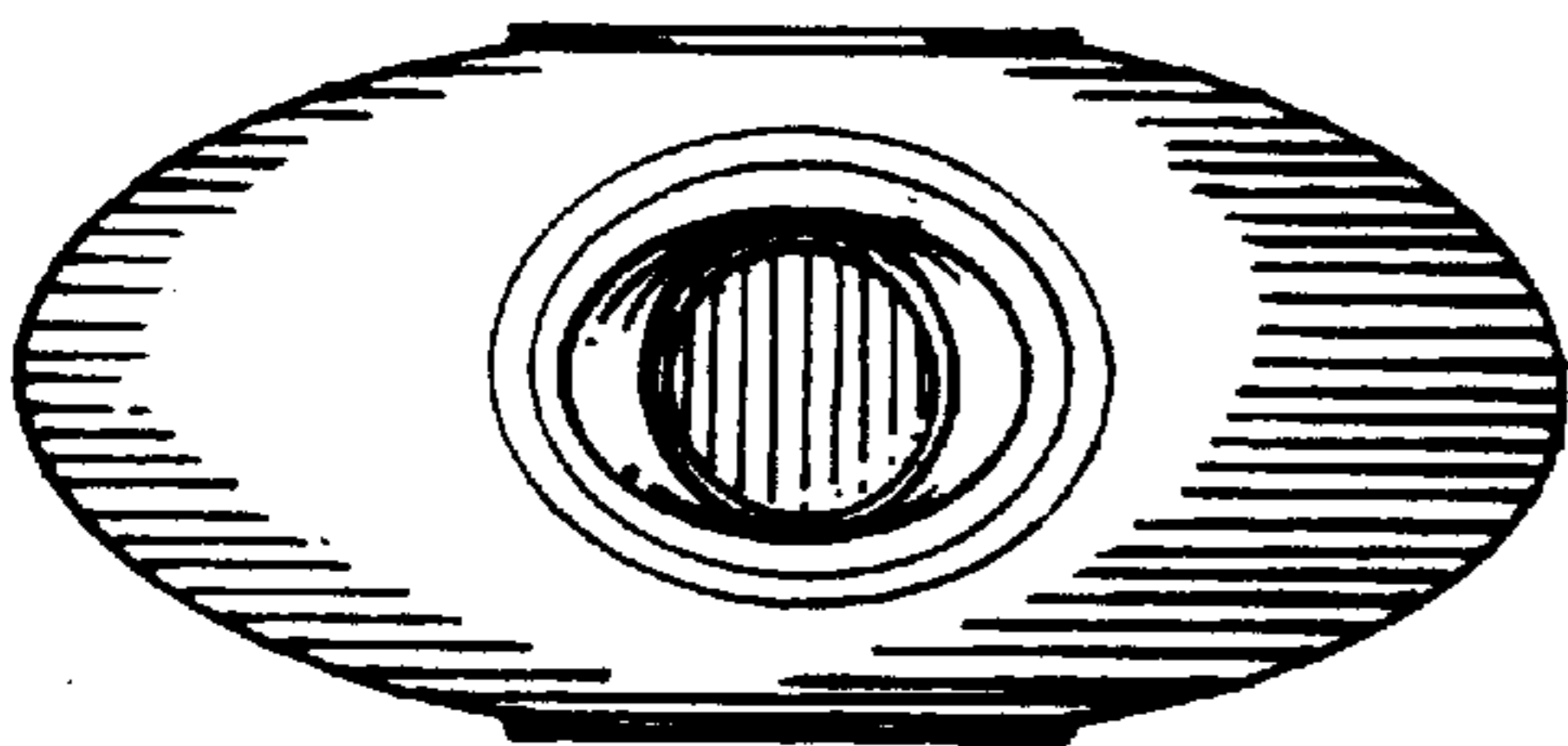


FIG. 3




FIG. 4