



US00D466937S

(12) **United States Design Patent**
Kochlefl et al.

(10) **Patent No.:** **US D466,937 S**

(45) **Date of Patent:** **** Dec. 10, 2002**

(54) **TWO PRONG PUSH PIN**

(75) Inventors: **Scott Robert Kochlefl**, 1329 N. Lincoln Ave., Apt. 3016, Urbana, IL (US) 61801; **Michael James Vostal**, Champaign, IL (US); **Laura Kathleen Naughton**, Champaign, IL (US); **Matthew Stewart Wertz**, Champaign, IL (US); **Teresa Paz Nalus Barin**, Champaign, IL (US)

(73) Assignee: **Scott Robert Kochlefl**, Chicago, IL (US)

(**) Term: **14 Years**

(21) Appl. No.: **29/135,959**

(22) Filed: **Jan. 22, 2001**

(51) **LOC (7) Cl.** **19-02**

(52) **U.S. Cl.** **D19/65; D19/90; D19/86; D8/389**

(58) **Field of Search** D19/65, 86, 90, D19/91, 99, 100; D8/349, 382, 387, 388, 389, 390-393; 411/439, 455, 473, 457, 480-488, 500, 401, 493, 497, 908, 913; 24/706, 706.2, 706.4, 707.7, 710.5, 710.9, 711; 227/71

(56) **References Cited**

U.S. PATENT DOCUMENTS

D58,043 S * 5/1921 Plougmann D8/390

1,991,561 A * 2/1935 Krantz 411/473
D149,099 S * 3/1948 Sweet D8/391
3,319,863 A * 5/1967 Dritz 227/71
3,330,012 A * 7/1967 Hart et al. 24/711.3
D224,086 S * 7/1972 Willis D8/390
4,897,007 A * 1/1990 Chen et al. 411/401
4,955,813 A * 9/1990 Fochler 411/457
D409,663 S 5/1999 Wagner
D410,032 S 5/1999 Wagner
D414,207 S 9/1999 Wagner
D428,058 S 7/2000 Wagner
6,126,126 A 10/2000 McKiernan, Jr.
6,132,060 A 10/2000 Gallo
D458,117 S * 6/2002 Larson D8/389

* cited by examiner

Primary Examiner—Martie K. Holtje

(57) **CLAIM**

The ornamental design for a two prong push pin, as shown and described.

DESCRIPTION

FIG. 1 is a top perspective view of the present new design of a two prong push-pin;
FIG. 2 is a top plan view thereof;
FIG. 3 is a left side elevational view thereof;
FIG. 4 is a front elevational view thereof;
FIG. 5 is a right side elevational view thereof;
FIG. 6 is a bottom plan view thereof; and,
FIG. 7 is a rear elevational view thereof.

1 Claim, 1 Drawing Sheet




Fig. 1




Fig. 2

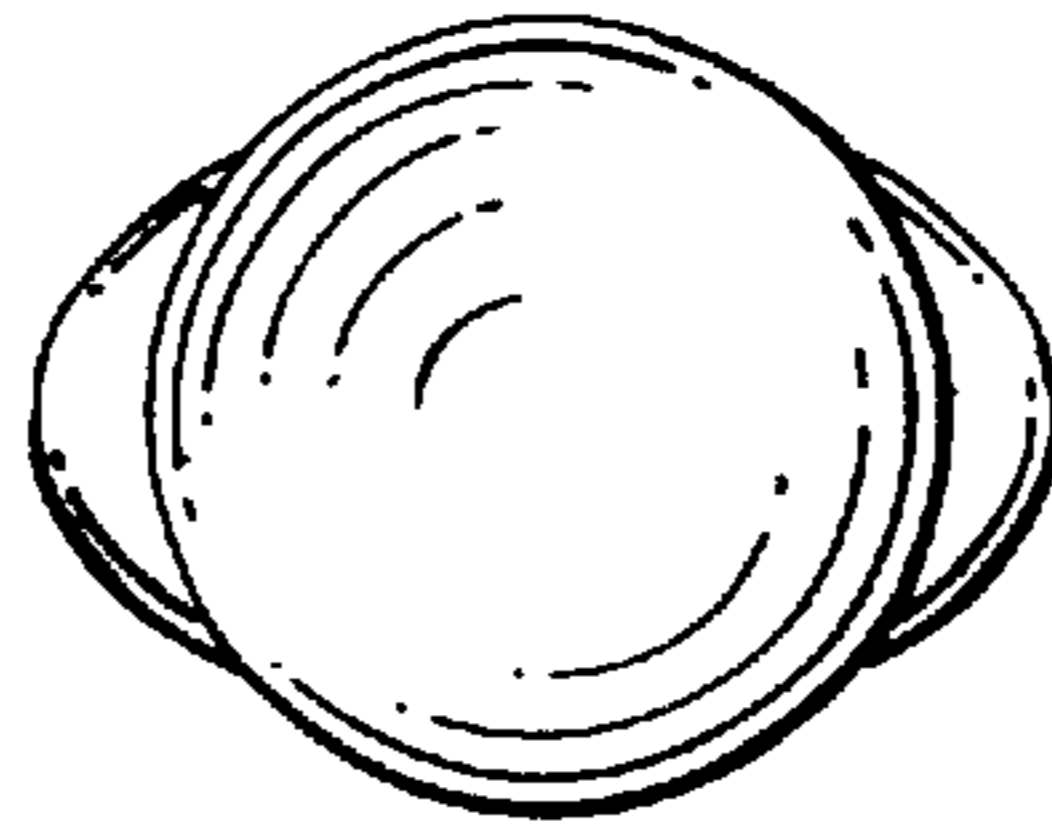


Fig. 3

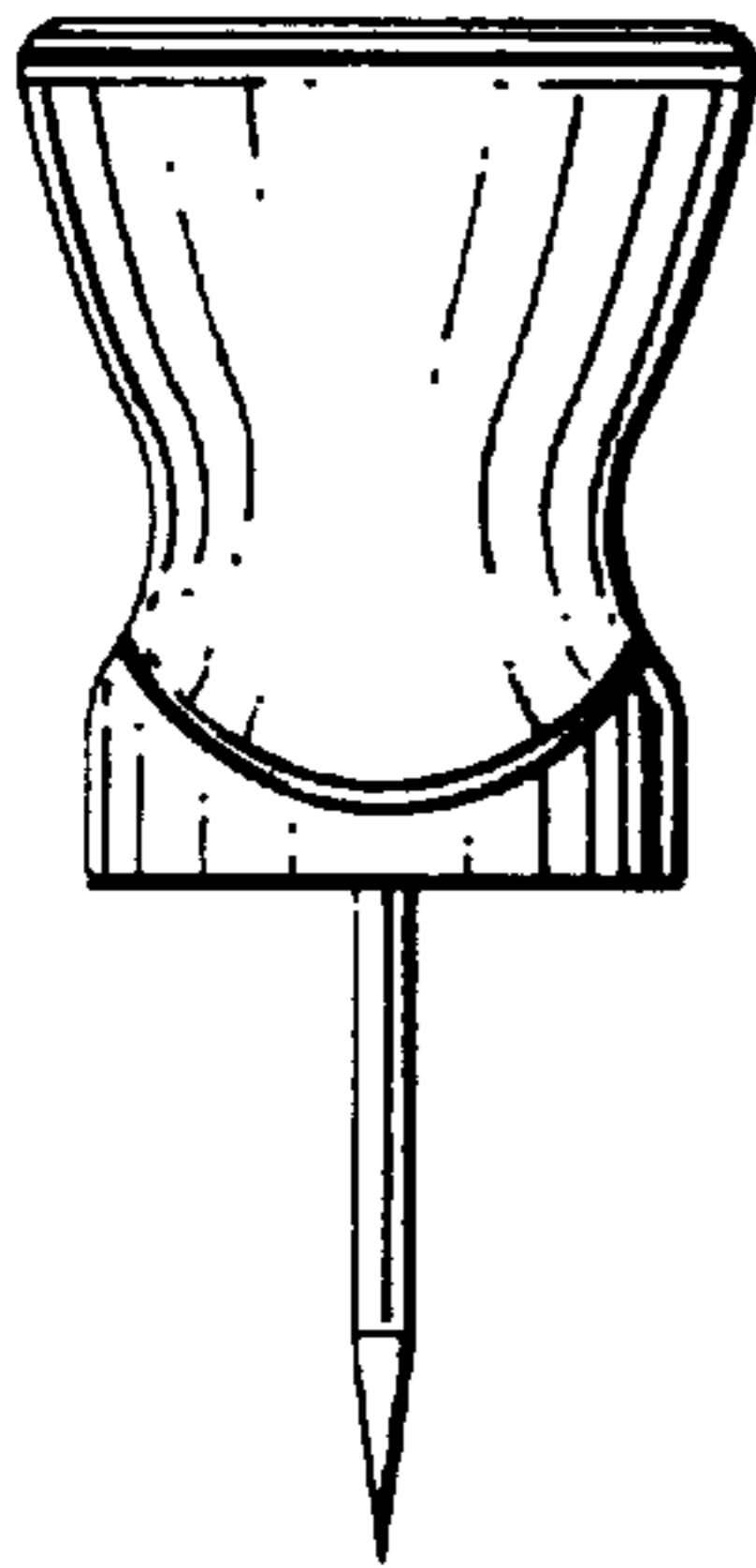


Fig. 4

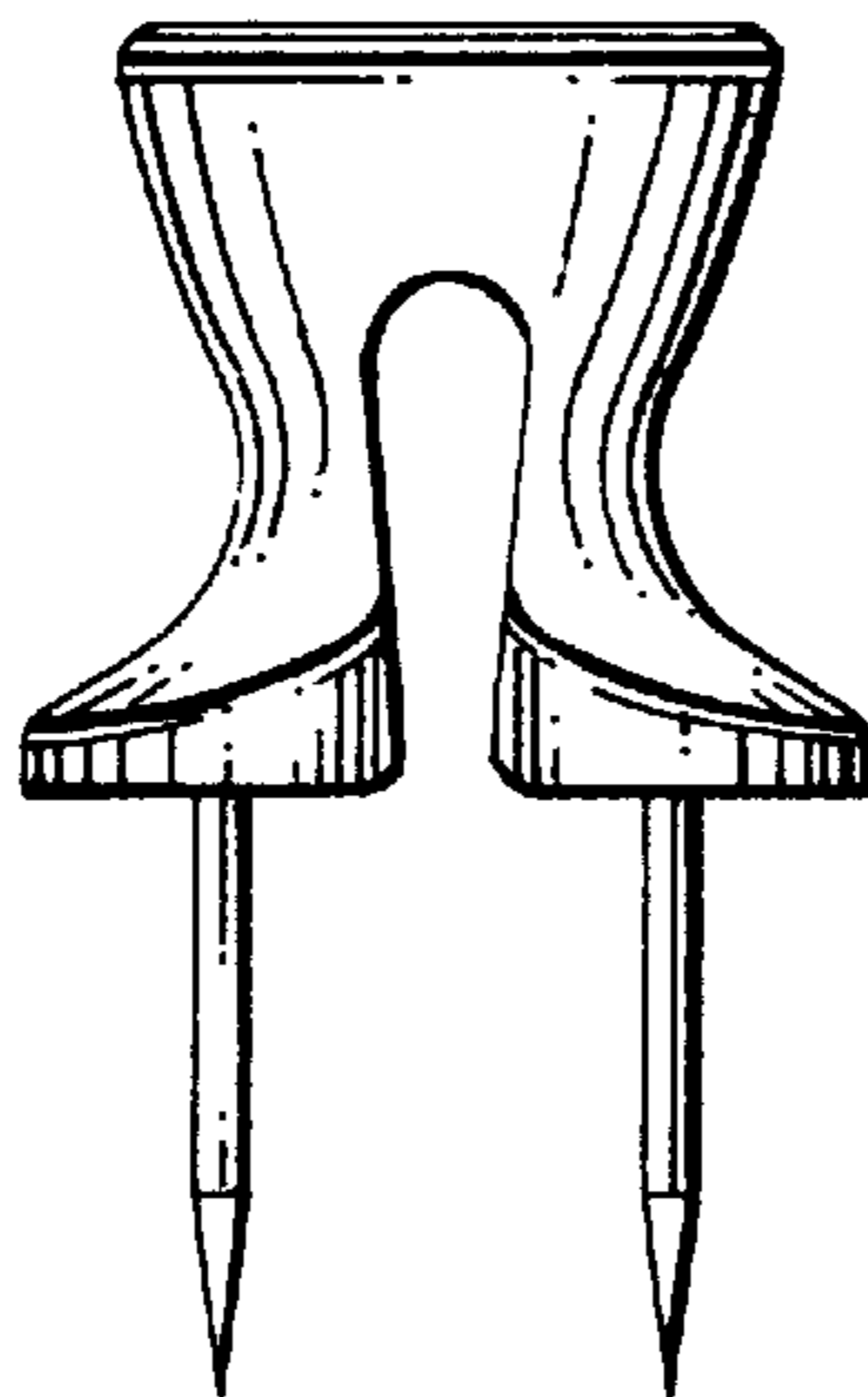


Fig. 5

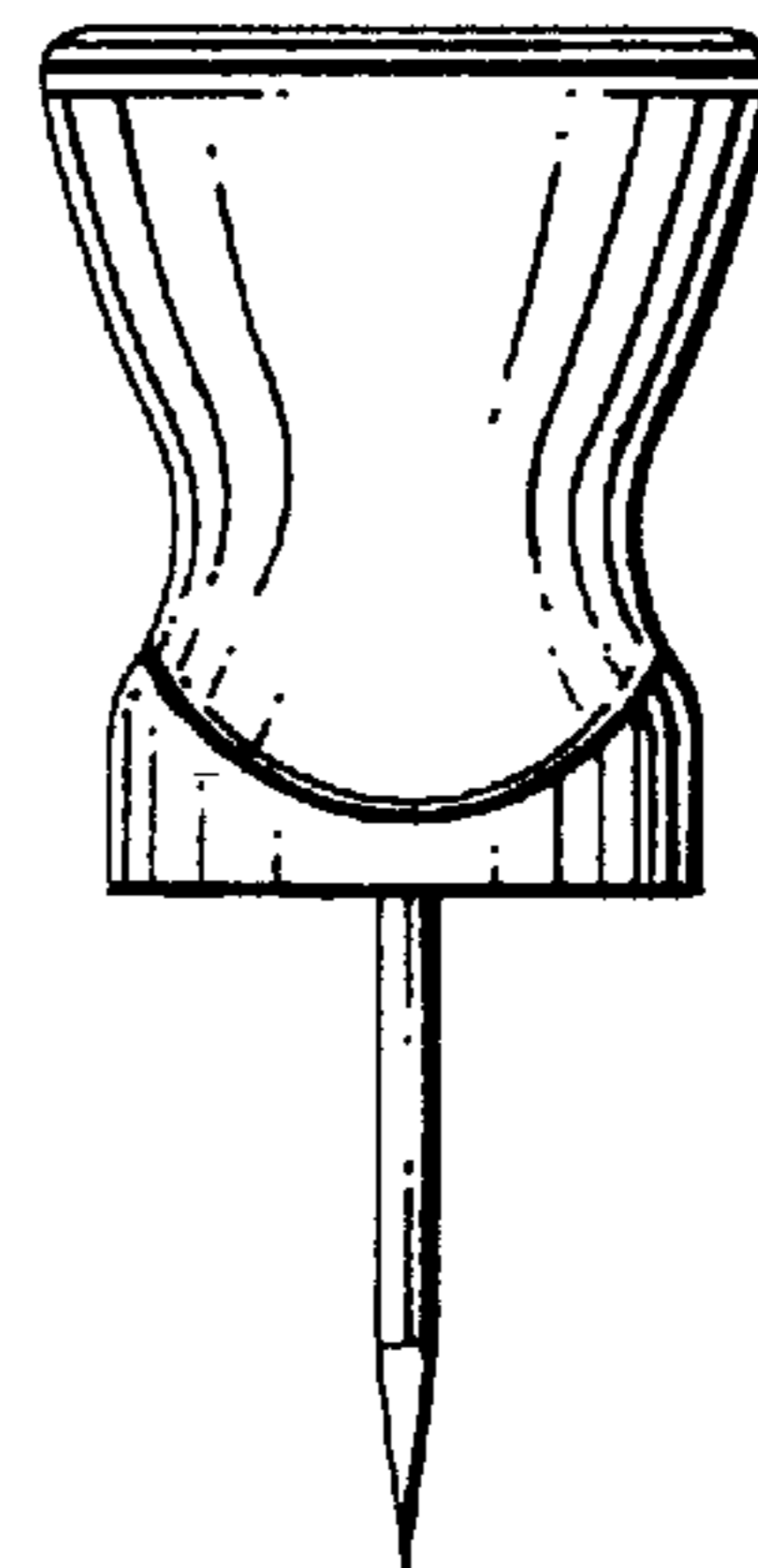


Fig. 6

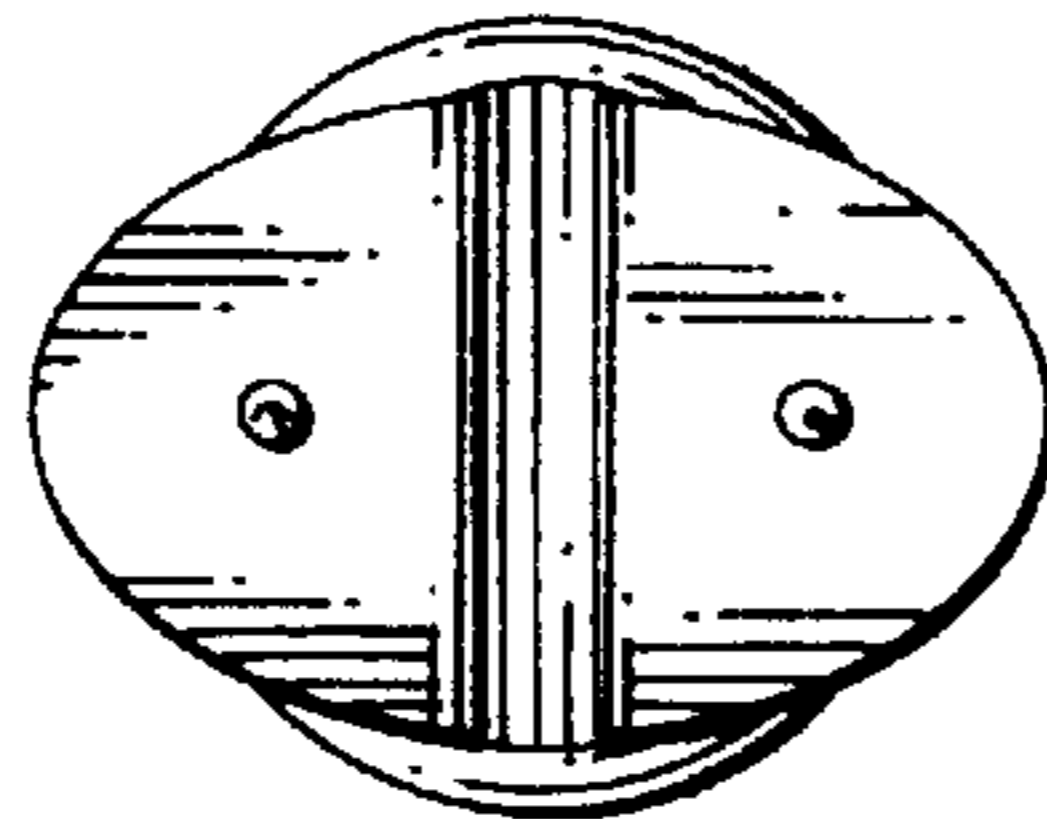


Fig. 7

