



US00D466934S

(12) **United States Design Patent**  
**Schung**

(10) **Patent No.:** **US D466,934 S**

(45) **Date of Patent:** **\*\* Dec. 10, 2002**

(54) **WRITING INSTRUMENT**

(75) Inventor: **Christoph Schung**, Milan (IT)

(73) Assignee: **Prodir SA**, Rivera (CH)

(\*\*) Term: **14 Years**

(21) Appl. No.: **29/153,748**

(22) Filed: **Jan. 10, 2002**

(51) **LOC (7) Cl.** ..... **19-06**

(52) **U.S. Cl.** ..... **D19/50; D19/51; D19/56**

(58) **Field of Search** ..... D19/35, 36, 41-51,  
D19/53-58, 81-85; 401/99, 100-102, 103-106,  
107-110, 111-117, 209, 213, 202, 262,  
221-223

(56) **References Cited**

**U.S. PATENT DOCUMENTS**

D182,162 S	*	2/1958	Carreiro	.....	D19/51
2,881,736 A	*	4/1959	Zepelovitch	.....	401/104
2,905,148 A	*	9/1959	Baker	.....	401/223
D215,042 S	*	8/1969	Spirito	.....	D19/51
D256,593 S	*	8/1980	Massoni et al.	.....	D19/49
D352,961 S	*	11/1994	Zier	.....	D19/50 X
D438,246 S	*	2/2001	Hollington et al.	.....	D19/51

D442,226 S	*	5/2001	Briggl	.....	D19/50
D456,042 S	*	4/2002	Versace	.....	D19/50

\* cited by examiner

*Primary Examiner*—Martie K. Holtje

(74) *Attorney, Agent, or Firm*—Baker & McKenzie

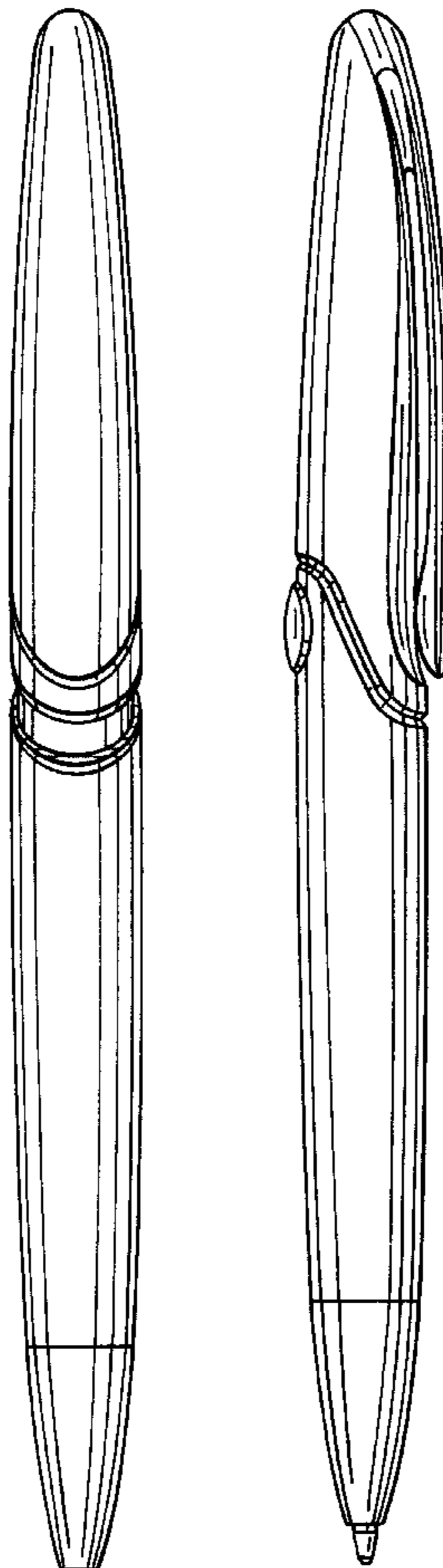
(57) **CLAIM**

The ornamental design for a writing instrument, as shown and described.

**DESCRIPTION**

FIG. 1 is a front elevational view of a writing instrument embodying my invention;  
 FIG. 2 is a front elevational view of a writing instrument showing the pen tip as exposed;  
 FIG. 3 is a rear elevational view thereof;  
 FIG. 4 is a rear elevational view thereof, showing the pen tip as exposed;  
 FIG. 5 is a side elevational view thereof, showing the pen tip as exposed;  
 FIG. 6 is a side elevational view thereof;  
 FIG. 7 is an alternate side elevational view thereof; and,  
 FIG. 8 is an alternate side elevational view thereof, showing the pen tip as exposed.

**1 Claim, 4 Drawing Sheets**






FIG. 1

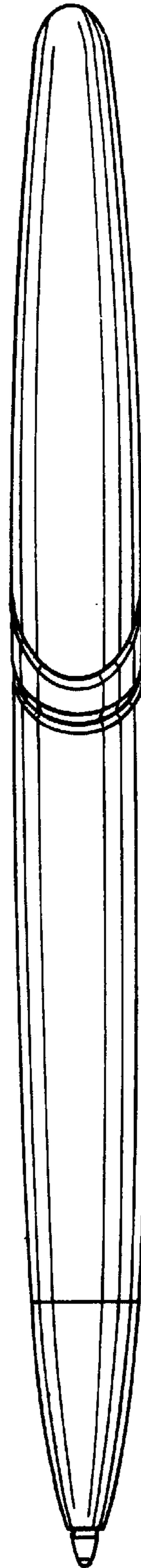


FIG. 2




FIG. 3




FIG. 4

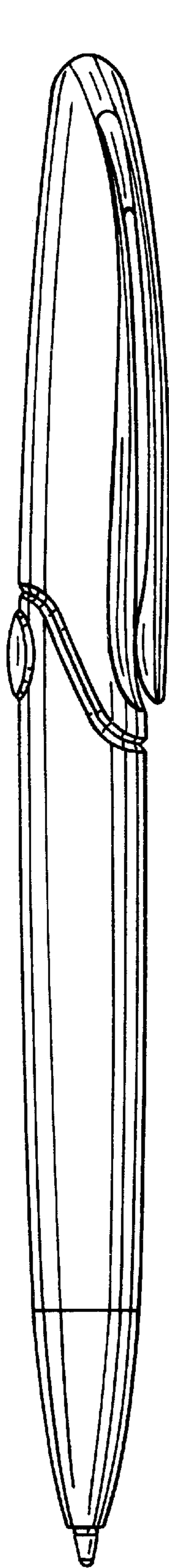


FIG. 5

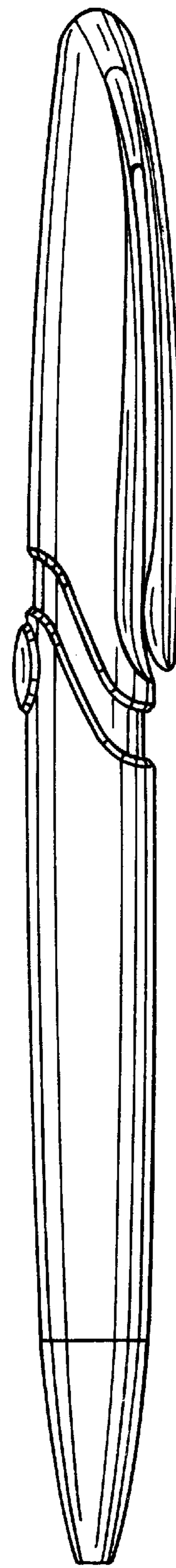


FIG. 6

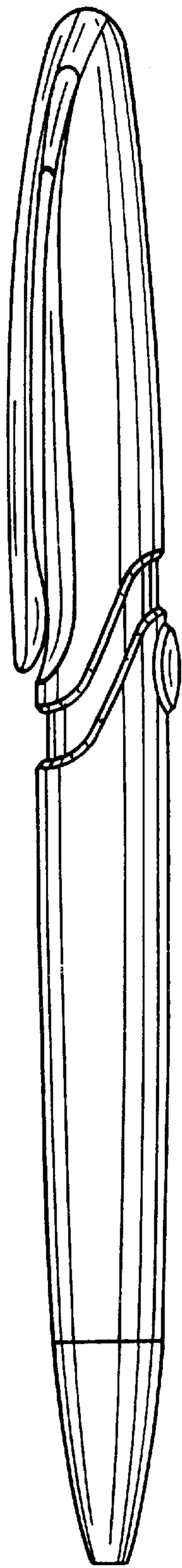


FIG. 7

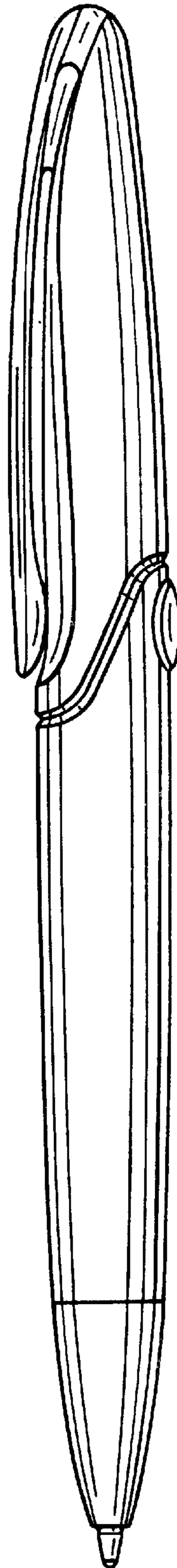


FIG. 8