



US00D466932S

(12) **United States Design Patent**
Leo et al.

(10) **Patent No.: US D466,932 S**

(45) **Date of Patent: ** Dec. 10, 2002**

(54) **WRITING INSTRUMENT**

(75) Inventors: **Henry K. Leo**, Guilford, CT (US);
Craig M. Stevens, Bethany, CT (US)

(73) Assignee: **BIC Corporation**, Milford, CT (US)

(**) Term: **14 Years**

(21) Appl. No.: **29/153,544**

(22) Filed: **Jan. 11, 2002**

Related U.S. Application Data

(62) Division of application No. 09/961,348, filed on Sep. 25, 2001.

(51) **LOC (7) Cl.** **19-06**

(52) **U.S. Cl.** **D19/43; D19/48**

(58) **Field of Search** D19/35, 36, 41-51,
D19/53-58, 81-85; 401/98, 192, 202, 213,
226, 243-247, 262, 292

(56) **References Cited**

U.S. PATENT DOCUMENTS

768,985 A	8/1904	Goldsmith	
D63,874 S	2/1924	Cleeland	
D84,641 S	* 7/1931	Larsen	D19/43
2,173,451 A	9/1939	Lorber	120/103
2,223,541 A	* 12/1940	Baker	401/226
2,233,846 A	* 3/1941	Packard	401/192
2,236,194 A	3/1941	Lorber	120/103
D163,845 S	* 7/1951	Beckstrom	D19/58
D179,449 S	* 12/1956	Harper et al.	D19/48
D203,234 S	12/1965	Momma	
D233,631 S	11/1974	Defores	
3,941,491 A	3/1976	Mutschler	401/243
D287,603 S	1/1987	Bruhn	D19/48
D327,912 S	7/1992	Tsai	D19/51
D328,919 S	8/1992	Bulgari	D19/51
5,186,564 A	2/1993	Fuhrmann, III et al.	401/202
5,230,578 A	7/1993	Fuhrmann, III et al.	401/202
D362,460 S	* 9/1995	Young	D19/48

D367,673 S	* 3/1996	Compte	D19/51
5,558,452 A	9/1996	Oka et al.	401/6
5,599,127 A	2/1997	Fuhrmann, III et al.	401/202
D404,426 S	1/1999	Takanashi	D19/43
5,911,534 A	6/1999	Toyama	401/213
5,988,908 A	11/1999	Kageyama et al.	401/6
5,997,200 A	12/1999	Kageyama et al.	401/6
D422,023 S	* 3/2000	Tedaldi et al.	D19/43
D433,446 S	11/2000	Rosenbaum	D19/51
D437,888 S	* 2/2001	Briggl et al.	D19/51
D438,903 S	3/2001	Rosenbaum	D19/55

FOREIGN PATENT DOCUMENTS

EP	0 707 982 A1	4/1996	B43K/23/008
JP	9272292	10/1997	B43K/23/008
JP	10203077	8/1998	B43K/23/008
JP	10217673	8/1998	B43K/23/008
JP	11334272	12/1999	B43K/3/00
JP	11334273	12/1999	B43K/3/00
JP	11342691	12/1999	B43K/3/00

* cited by examiner

Primary Examiner—Martie K. Holtje

(74) *Attorney, Agent, or Firm*—Pennie & Edmonds LLP

(57) **CLAIM**

The ornamental design for a writing instrument, as shown and described.

DESCRIPTION

FIG. 1 is a front-right perspective view of an ornamental design for a writing instrument according to the present invention;

FIG. 2 is a front elevational view thereof;

FIG. 3 is a rear elevational view thereof;

FIG. 4 is a right-side elevational view thereof;

FIG. 5 is a left-side elevational view thereof;

FIG. 6 is a top plan view thereof; and,

FIG. 7 is a bottom plan view thereof.

All portions shown in broken lines are environmental and illustrative only and form no part of the claimed design.

1 Claim, 4 Drawing Sheets



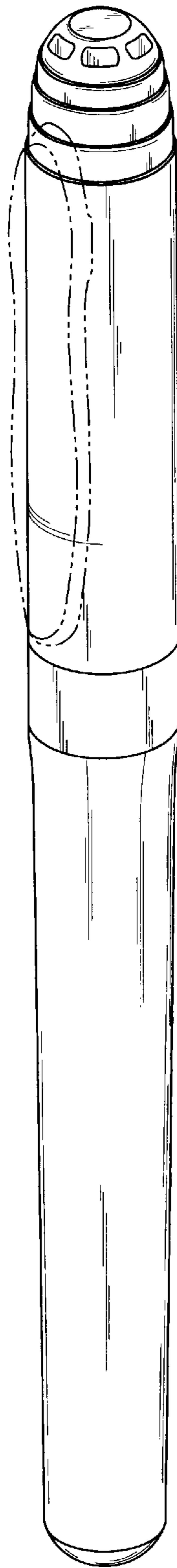


Fig. 1

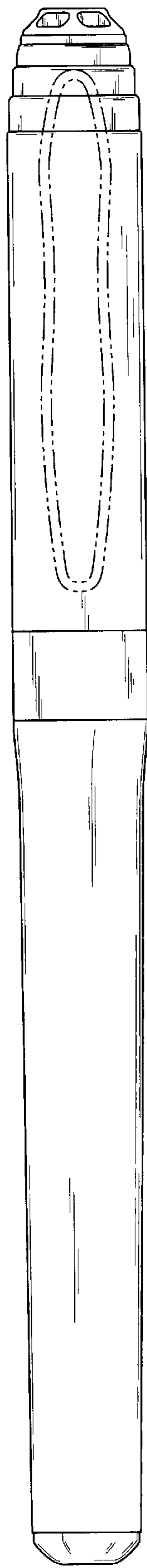


Fig. 2

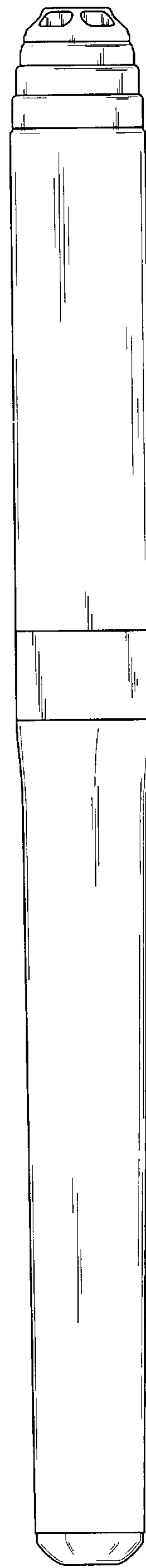


Fig. 3

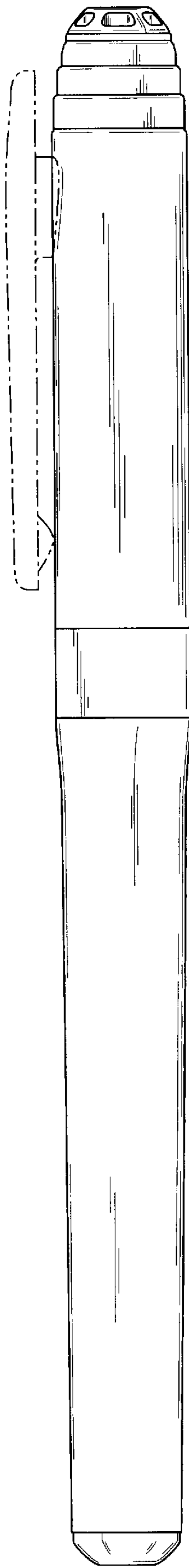


Fig. 4

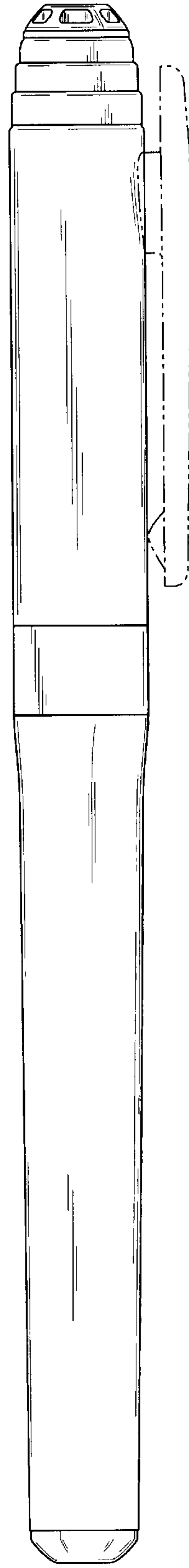


Fig. 5

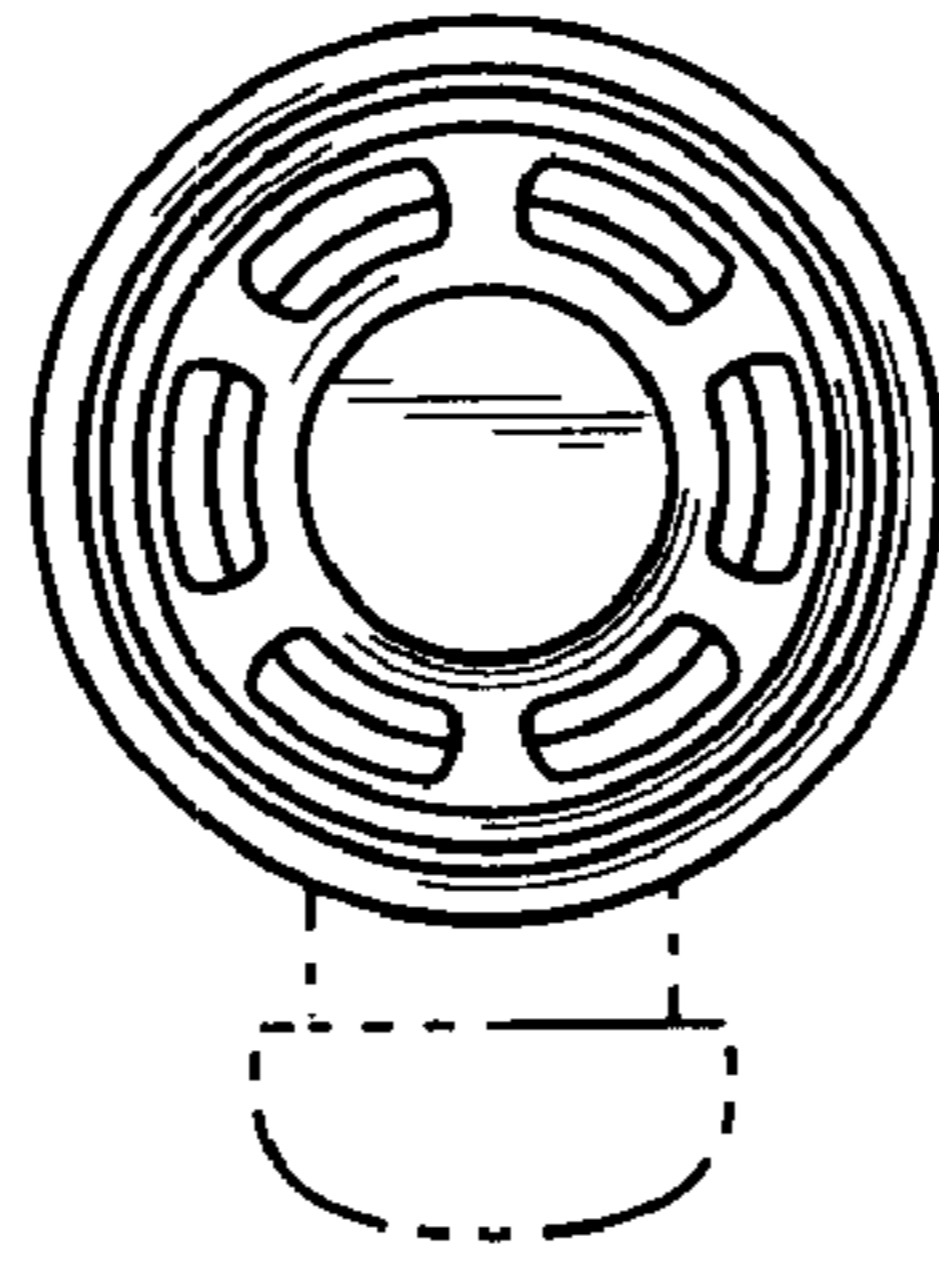


Fig. 6

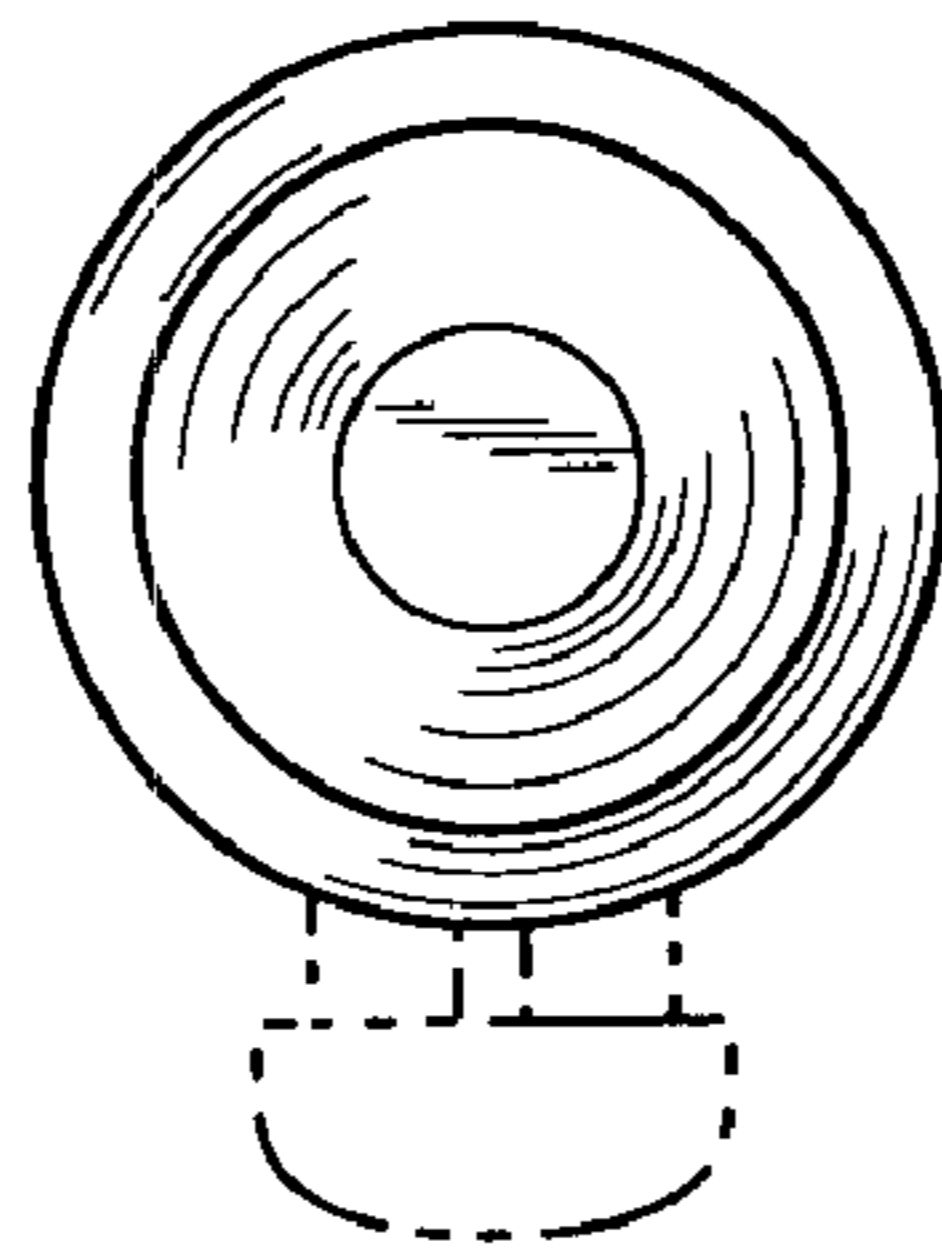


Fig. 7