



US00D466874S

(12) **United States Design Patent**
Niitsu

(10) **Patent No.:** **US D466,874 S**

(45) **Date of Patent:** **** *Dec. 10, 2002**

(54) **DISC CARTRIDGE**

(75) **Inventor:** **Takuya Niitsu, Tokyo (JP)**

(73) **Assignee:** **Sony Corporation, Tokyo (JP)**

(*) **Notice:** This patent is subject to a terminal disclaimer.

(**) **Term:** **14 Years**

(21) **Appl. No.:** **29/077,203**

(22) **Filed:** **Sep. 29, 1997**

(51) **LOC (7) Cl.** **14-99**

(52) **U.S. Cl.** **D14/121**

(58) **Field of Search** D21/121, 100,
D21/114, 122, 332, 333; 463/44, 43, 46,
47; 273/148 B; 360/132, 133; 242/348,
348.1, 348.4, 341; 439/76.1, 76.2, 945

(56) **References Cited**

U.S. PATENT DOCUMENTS

- D280,322 S * 8/1985 Velinsky D21/333 X
- D318,273 S * 7/1991 Takaichi D14/121
- D325,468 S * 4/1992 Ohba D14/121

- D330,370 S * 10/1992 Tseng D14/121 X
- D350,952 S * 9/1994 Katayama D14/121
- 5,362,068 A * 11/1994 Liu 463/44
- D371,353 S * 7/1996 Ashida et al. D14/121
- D375,304 S * 11/1996 Takahata et al. D14/121
- 5,653,638 A * 8/1997 Nagata 463/44

* cited by examiner

Primary Examiner—Prabhakar G. Deshmukh

(74) *Attorney, Agent, or Firm*—Rader, Fishman & Grauer

(57) **CLAIM**

The ornamental design for a disc cartridge, as shown and described.

DESCRIPTION

FIG. 1 is a perspective view of a disc cartridge showing my new design;
 FIG. 2 is a top plan view thereof;
 FIG. 3 is a left side elevational view thereof;
 FIG. 4 is a front elevational view thereof;
 FIG. 5 is a bottom plan view thereof;
 FIG. 6 is a right side elevational view thereof; and,
 FIG. 7 is a rear elevational view thereof.

1 Claim, 3 Drawing Sheets

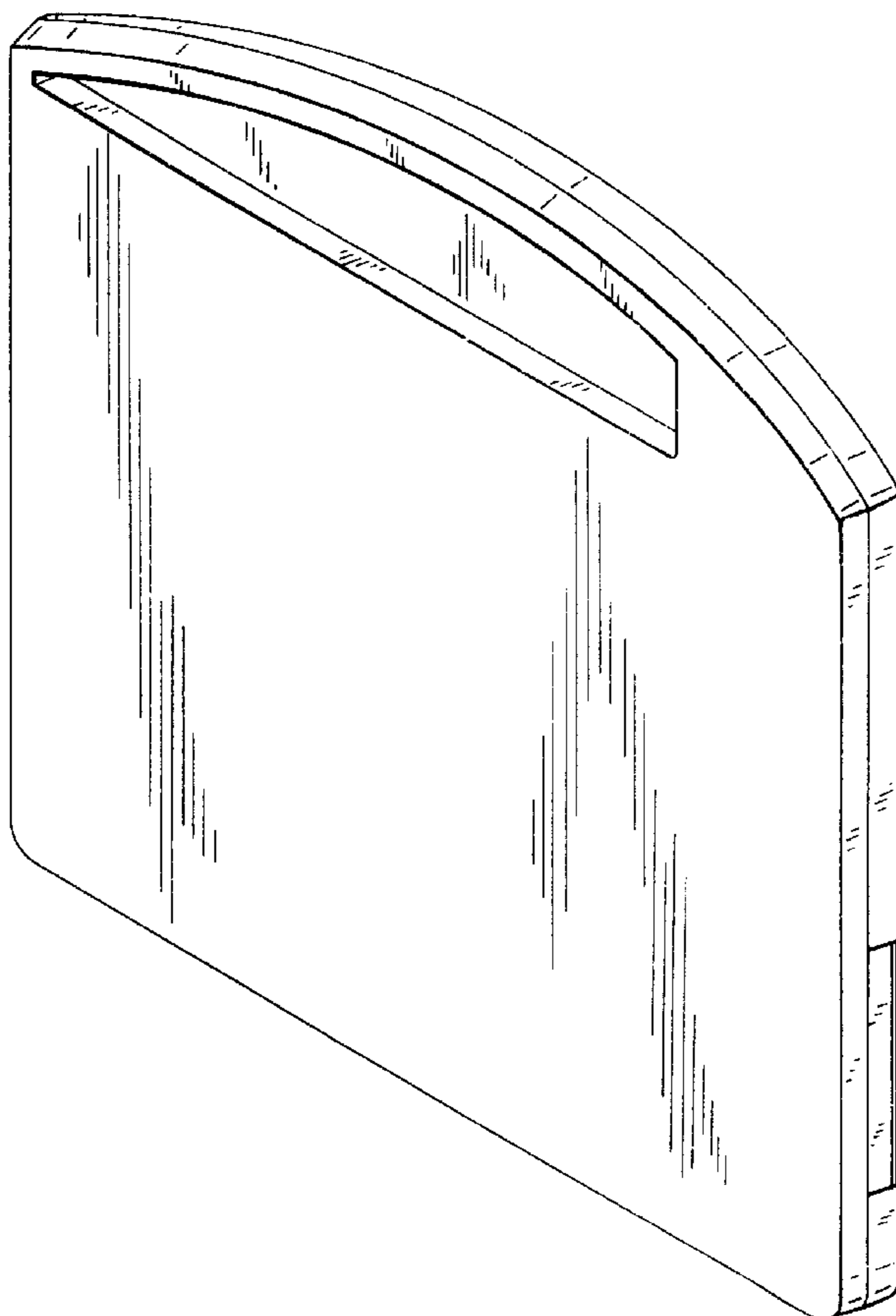


FIG. 1

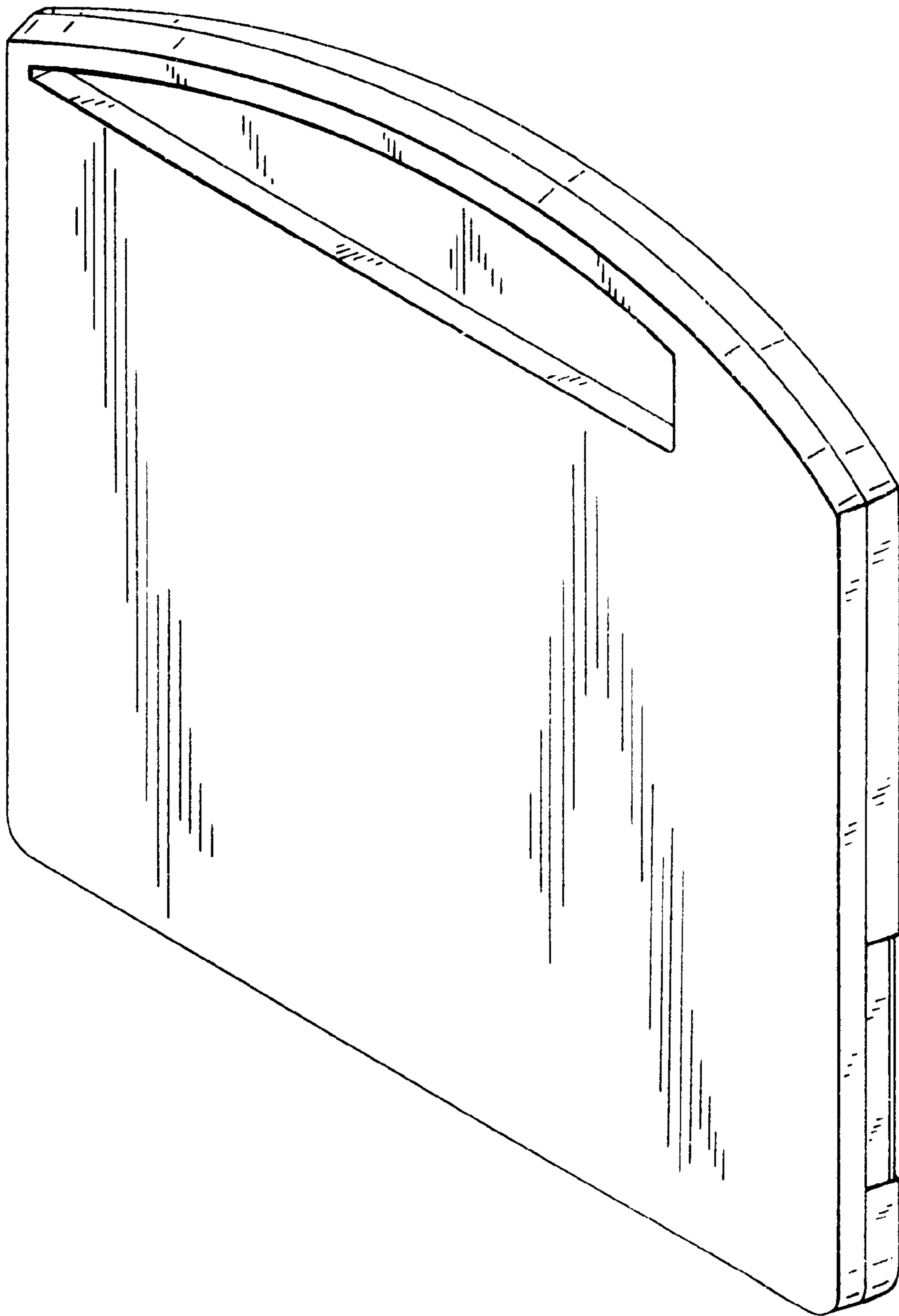


FIG. 2



FIG. 3

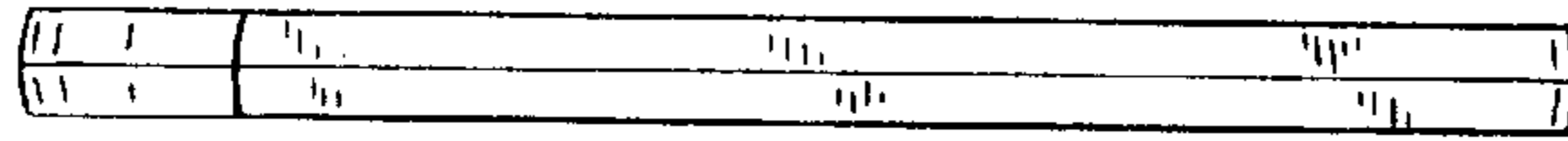


FIG. 6




FIG. 5



FIG. 7

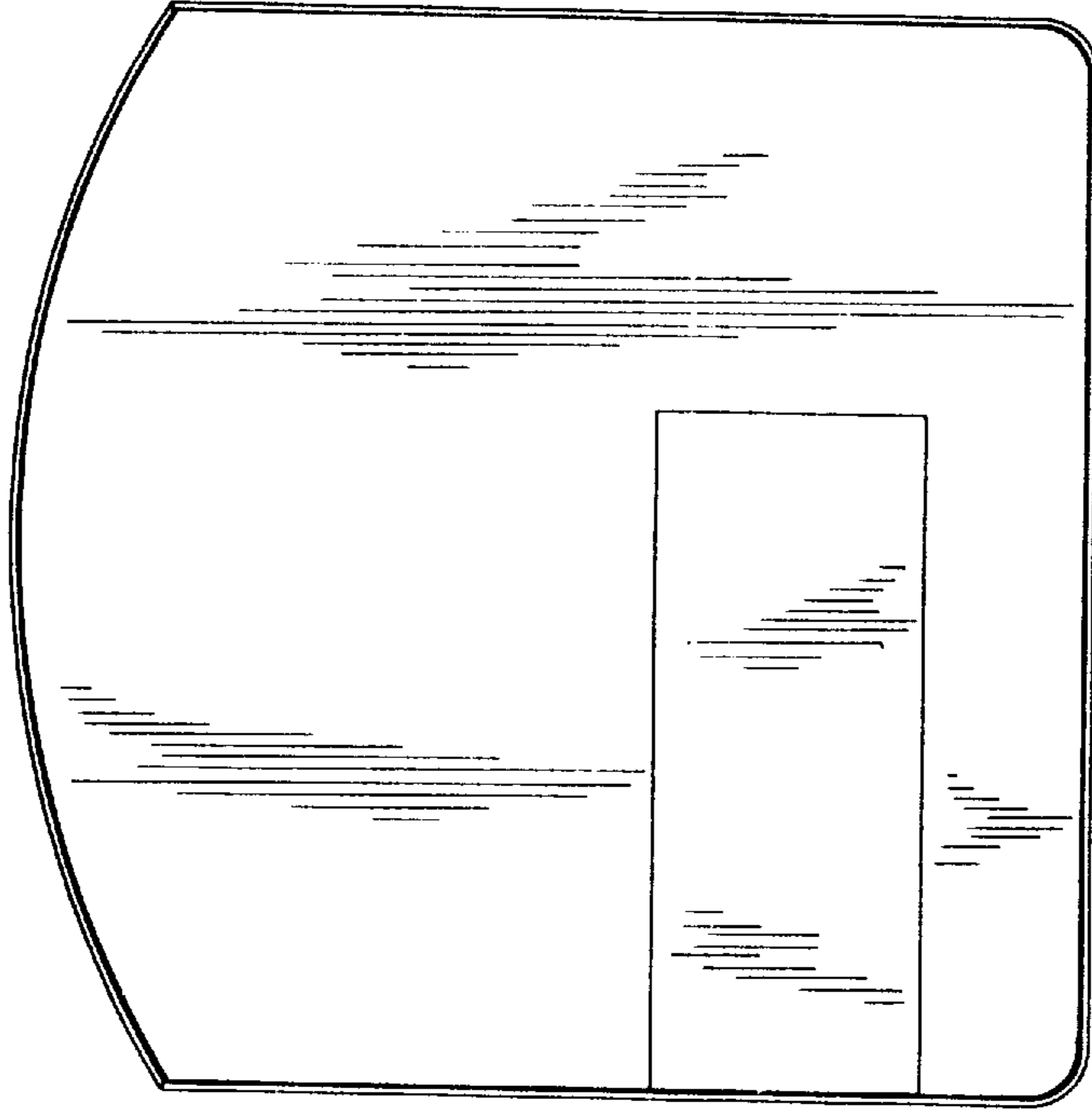


FIG. 4

