



US00D466873S

(12) **United States Design Patent**
Kasem et al.

(10) **Patent No.:** **US D466,873 S**

(45) **Date of Patent:** **** Dec. 10, 2002**

(54) **SEMICONDUCTOR CHIP PACKAGE**

(75) Inventors: **Yehja Mohammed Kasem**, Santa Clara, CA (US); **Frank Kuo**, Kaoshiung (TW); **Eddy Tjhia**, Sunnyvale, CA (US)

(73) Assignee: **Siliconix Incorporated**, Santa Clara, CA (US)

(**) Term: **14 Years**

(21) Appl. No.: **29/151,024**

(22) Filed: **Oct. 31, 2001**

(51) **LOC (7) Cl.** **13-03**

(52) **U.S. Cl.** **D13/182**

(58) **Field of Search** D13/182; D14/114; 174/52.1, 52.2, 52.4, 52.5, 16.3; 206/10, 719; 257/254, 678, 659, 668, 667, 670, 676, 679, 686, 688, 690, 691, 692, 696, 703, 778; 361/679, 728, 742, 752, 802, 818

(56) **References Cited**

U.S. PATENT DOCUMENTS

D345,731 S * 4/1994 Owens et al. D13/182
5,434,357 A * 7/1995 Belcher et al. 174/52.2
5,596,231 A * 1/1997 Combs 257/796
5,635,670 A * 6/1997 Kubota et al. 174/52.1
D396,847 S * 8/1998 Nakayama et al. D13/182

5,798,570 A * 8/1998 Watanabe et al. 257/796
5,844,307 A * 12/1998 Suzuki et al. 257/690
5,959,846 A * 9/1999 Noguchi et al. 361/782
6,040,625 A * 3/2000 Ip 257/719
D444,132 S * 6/2001 Iwanishi et al. D13/182

* cited by examiner

Primary Examiner—Ted Shooman

Assistant Examiner—Selina Sikder

(74) *Attorney, Agent, or Firm*—Skjerven Morrill LLP

(57) **CLAIM**

The ornamental design for a semiconductor chip package, as shown and described.

DESCRIPTION

FIG. 1 is a perspective view from the left side and above the semiconductor chip package;

FIG. 2 is a perspective view from the left side and below the semiconductor chip package;

FIG. 3 is an elevational view from the left side of the semiconductor chip package;

FIG. 4 is an elevational view from the right side of the semiconductor chip package;

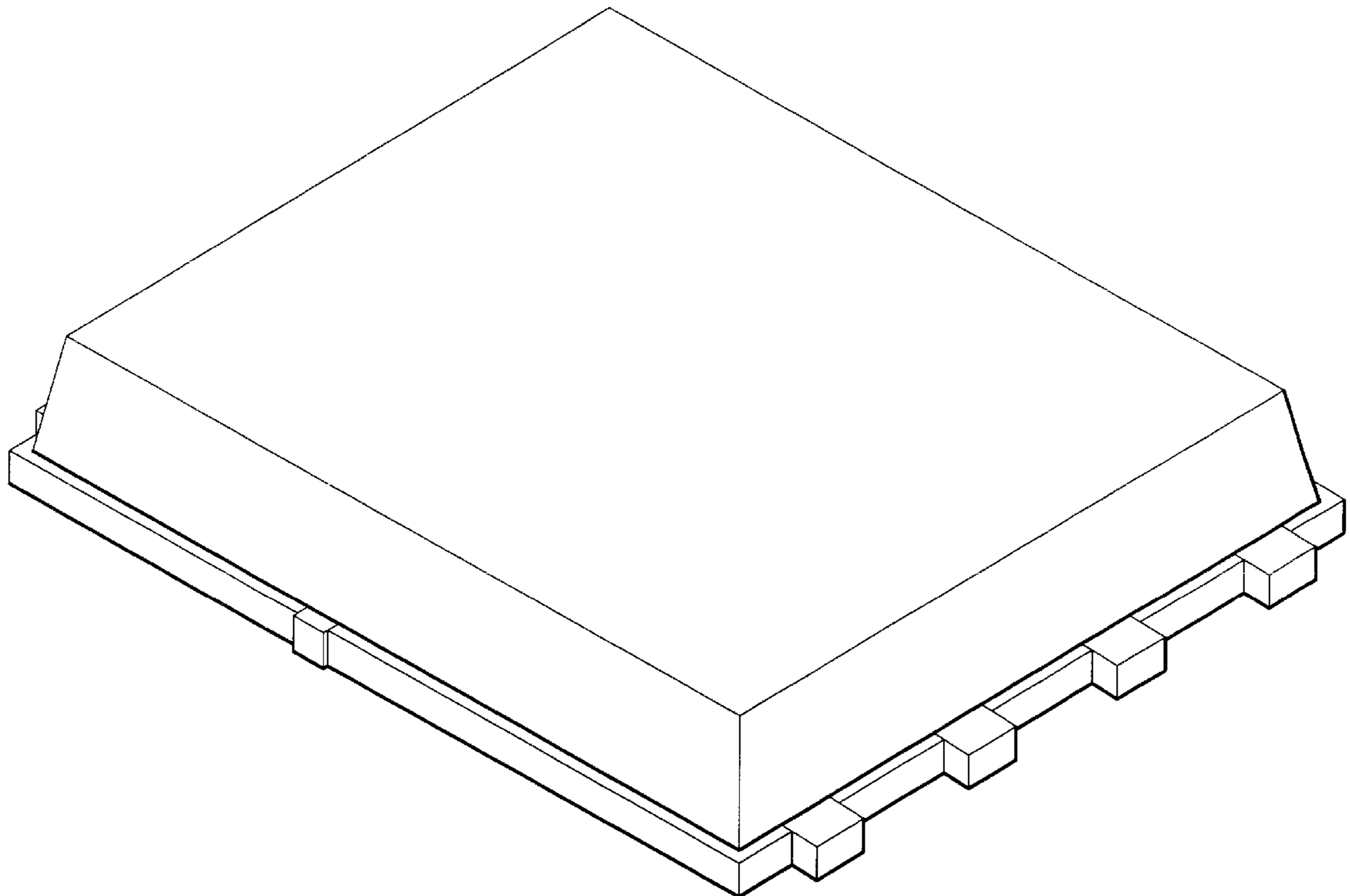
FIG. 5 is an elevational view from the back side of the semiconductor chip package;

FIG. 6 is an elevational view from the front side of the semiconductor chip package;

FIG. 7 is a top view of the semiconductor chip package; and,

FIG. 8 is a bottom view of the semiconductor chip package.

1 Claim, 8 Drawing Sheets



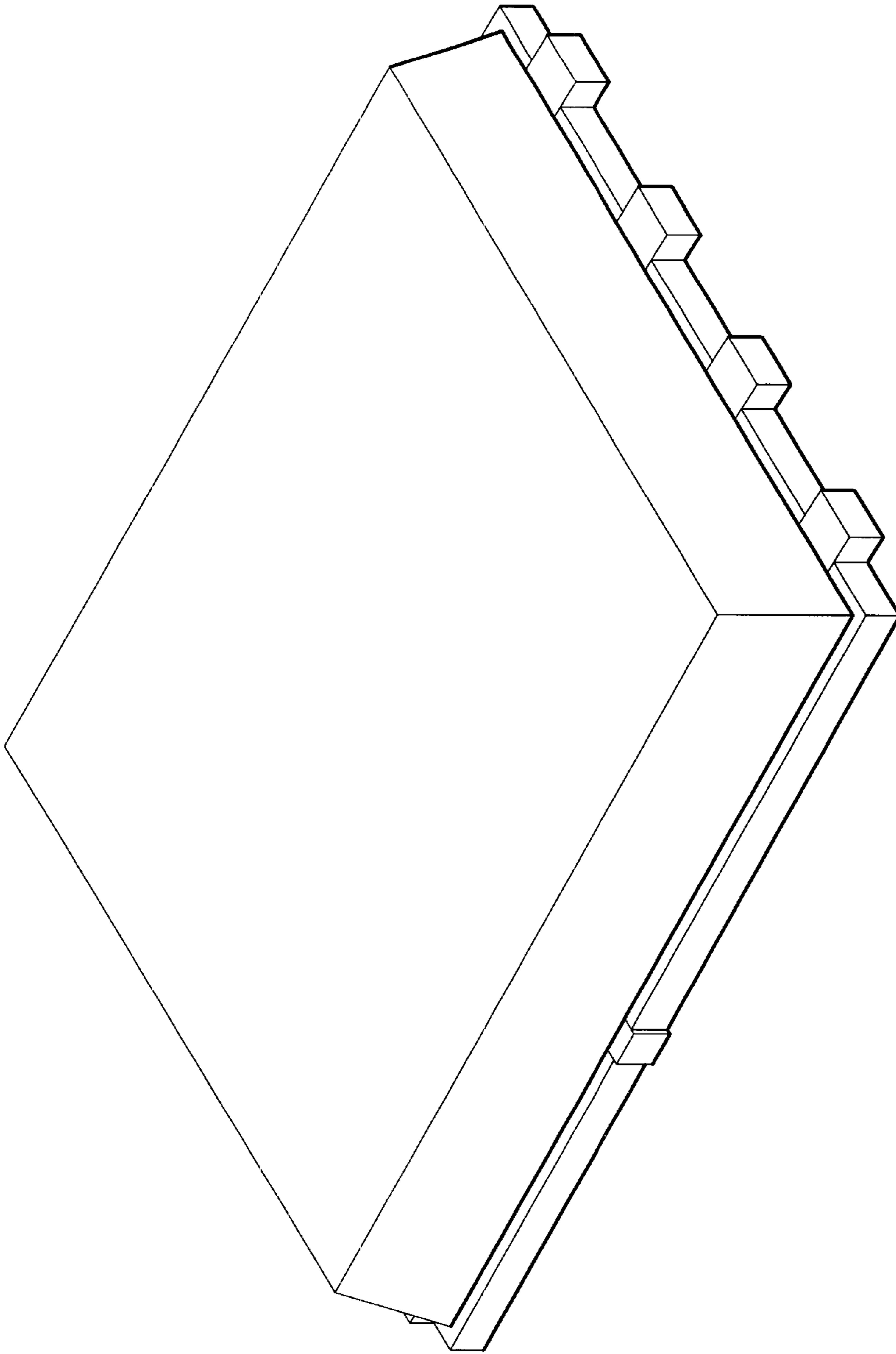


FIG. 1

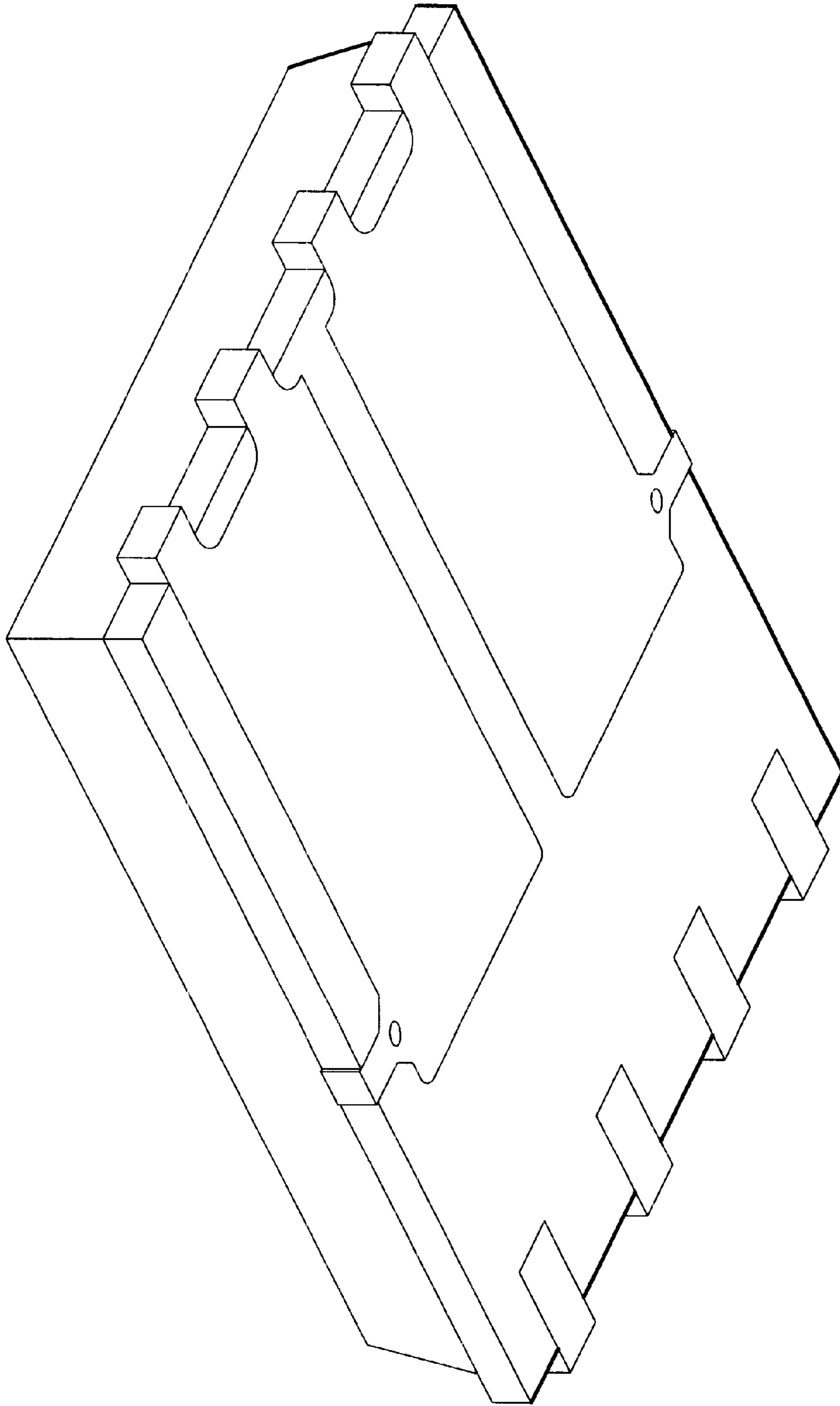


FIG. 2




FIG. 3




FIG. 4




FIG. 5




FIG. 6




FIG. 7

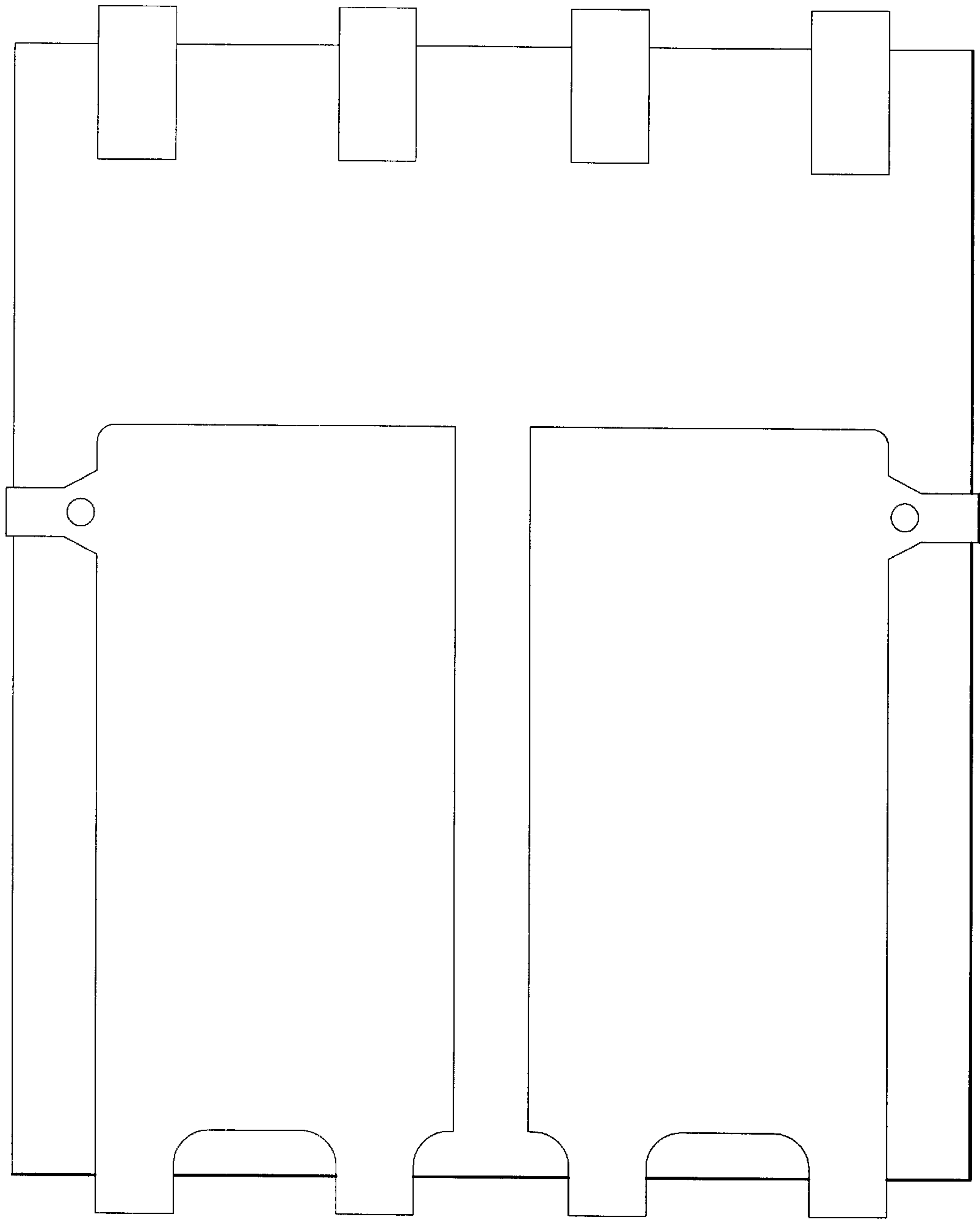


FIG. 8