



US00D466862S

(12) **United States Design Patent**  
**Casarella**

(10) **Patent No.:** **US D466,862 S**

(45) **Date of Patent:** **\*\* Dec. 10, 2002**

(54) **BATTERY CHARGER**

(76) **Inventor:** **Rosalba Casarella**, Chemin Barbolet  
10, 1213 Onex (CH)

(\*\*) **Term:** **14 Years**

(21) **Appl. No.:** **29/149,317**

(22) **Filed:** **Oct. 10, 2001**

(30) **Foreign Application Priority Data**

Apr. 10, 2001 (XH) ..... DMA/005 377  
Sep. 21, 2001 (XH) ..... DMA/005 454

(51) **LOC (7) Cl.** ..... **13-02**

(52) **U.S. Cl.** ..... **D13/107**

(58) **Field of Search** ..... D13/107, 108,  
D13/110; 320/104, 105

(56) **References Cited**

**U.S. PATENT DOCUMENTS**

5,955,866 A \* 9/1999 Peng ..... 320/105  
D429,482 S \* 8/2000 Hussaini et al. .... D13/107  
D432,985 S \* 10/2000 Wan ..... D13/107  
6,222,342 B1 \* 4/2001 Eggert et al. .... 320/105  
D444,122 S \* 6/2001 Krieger et al. .... D13/107  
D446,500 S \* 8/2001 Krieger et al. .... D13/110  
D448,723 S \* 10/2001 Zhu ..... D13/107  
D452,474 S \* 12/2001 Casarella ..... D13/107

**FOREIGN PATENT DOCUMENTS**

GB 2055060 \* 7/1996 ..... 13/2.05

**OTHER PUBLICATIONS**

Jump-N-Carry 4000—ww.jumpstarter.com Mar. 27, 2000.\*  
Smart Technologies PS 200/300 Portable Power Station—  
www.asia.global sources.com—Oct. 2000.\*  
Sprint Telcom Mini Charger—www.hkenterprise.com—  
Oct. 2000.\*

\* cited by examiner

*Primary Examiner*—Joel Sincavage

(74) *Attorney, Agent, or Firm*—Young & Thompson

(57) **CLAIM**

The ornamental design for a battery charger, as shown.

**DESCRIPTION**

FIG. 1 is a top, front and side perspective view of a battery charger showing my new design;  
FIG. 2 is a front elevational view thereof;  
FIG. 3 is a side elevational view thereof from the left of FIG. 2;  
FIG. 4 is a side elevational view thereof from the right of FIG. 2;  
FIG. 5 is a rear elevational view thereof;  
FIG. 6 is a top plan view thereof; and,  
FIG. 7 is a bottom plan view thereof.

**1 Claim, 2 Drawing Sheets**



FIG. 1



FIG. 2



FIG. 3




FIG. 4




FIG. 5



FIG. 6




FIG. 7

