



US00D466861S

(12) **United States Design Patent** (10) **Patent No.:** **US D466,861 S**  
**Lo** (45) **Date of Patent:** **\*\* Dec. 10, 2002**

(54) **TIRE**

(76) Inventor: **Tsai-Jen Lo**, No. 215, Mei-Kong Road, Huang-Ts'o Village, Ta-Suen Hsian, Changhua Hsien (TW)

(\*\*) Term: **14 Years**

(21) Appl. No.: **29/137,090**

(22) Filed: **Feb. 14, 2001**

(51) **LOC (7) Cl.** ..... **12-15**

(52) **U.S. Cl.** ..... **D12/571**

(58) **Field of Search** ..... D12/534, 535, D12/536, 537, 538, 552, 569, 570, 571, 572, 573, 587; 152/209.1, 209.11, 209.12, 209.13

(56) **References Cited**

**U.S. PATENT DOCUMENTS**

D64,642 S	*	5/1924	Paull	.....	D12/569
4,617,976 A	*	10/1986	Kawajiri	.....	152/209.12
D287,952 S	*	1/1987	Kawajiri et al.	.....	D12/579
D289,150 S	*	4/1987	Kawajiri et al.	.....	D12/579
D292,077 S	*	9/1987	Funahara	.....	D12/577
D301,851 S	*	6/1989	Tomoda	.....	D12/577
D340,424 S	*	10/1993	Kawajiri	.....	D12/579
D419,497 S	*	1/2000	Toyozawa	.....	D12/579
D419,925 S	*	2/2000	Toyozawa	.....	D12/579

**OTHER PUBLICATIONS**

Bridgestone Ed 03 Dirt On-Off-Road Tire, 1999 Tread Design Guide, Feb. 1999, p. 207. 3/2.\*

Bridgestone M 49 Motocross Off-Road Tire, 1999 Tread Design Guide, Feb. 1999, p. 209. 1/5.\*

MARUM/MITAS C-23 Ultra Cross Tire, 2000 Tread Design Guide, Jan. 2000, p. 200. 1/2.\*

Marum/Mitas C-26 Front Tire, 2000 Tread Design Guide, Jan. 2000, p. 200. 1/5.\*

Dunlop D755 Rear Soft Terrain Tire, 2000 Tread Design Guide, Jan. 2000, p. 203. 2/4.\*

MAXXIS MAXXCROSS HT Front Motocross-Hard Terrain Tire, 2000 Tread Design Guide, Jan. 2000, p. 205. 4/5.\*

MITAS E-09 Enduro Tire, 2000 Tread Design Guide, Jan. 2000, p. 210. 4/1.\*

Starcross MH2 Medium Hard Tire (Right Illustration in Michelin AD), Cycle World, Sep. 2000, p. 94.\*

\* cited by examiner

*Primary Examiner*—Robert M. Spear

(74) *Attorney, Agent, or Firm*—Browdy and Neimark, P.L.L.C.

(57) **CLAIM**

The ornamental design for a “tire”, as shown and described.

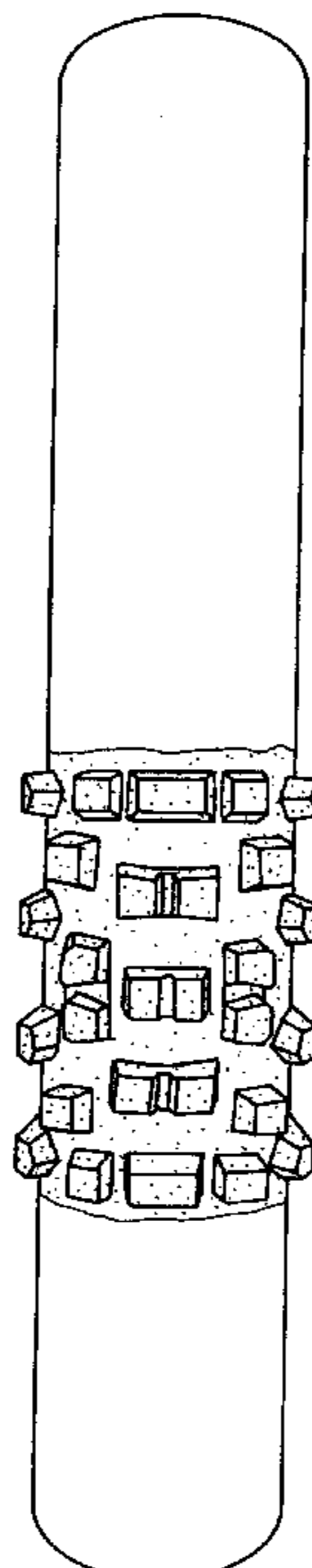
**DESCRIPTION**

FIG. 1 shows a perspective view of a tire showing my new design, it being understood that the design repeats uniformly throughout the circumference of the tire, as depicted schematically in solid lines in FIGS. 1-4;

FIG. 2 shows a right elevational view of the present design. FIG. 3 shows a front elevational view of the present design; and,

FIG. 4 is an enlarged fragmentary plan view showing a section of the tread of the present design.

**1 Claim, 3 Drawing Sheets**



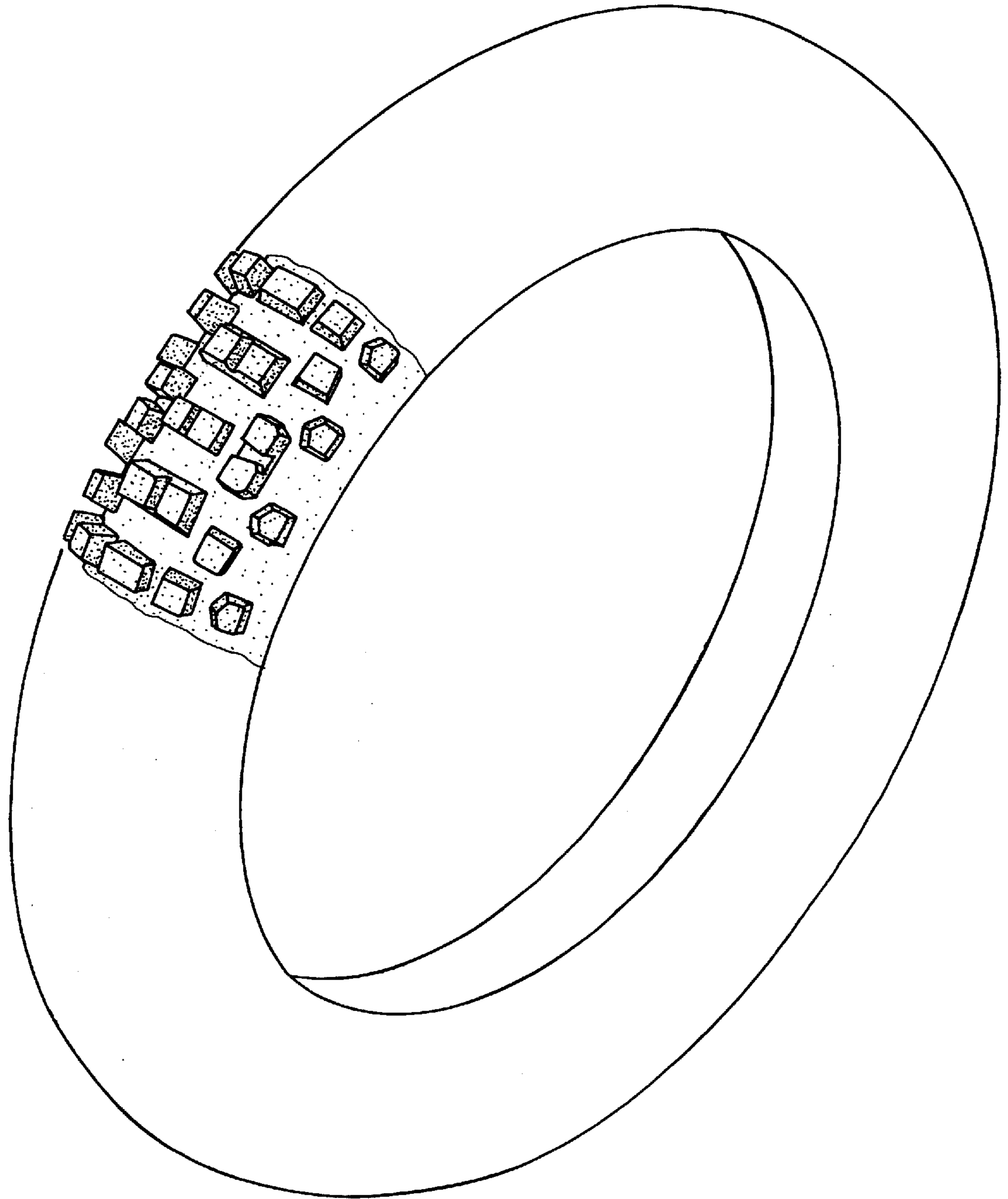


FIG. 1




FIG. 2

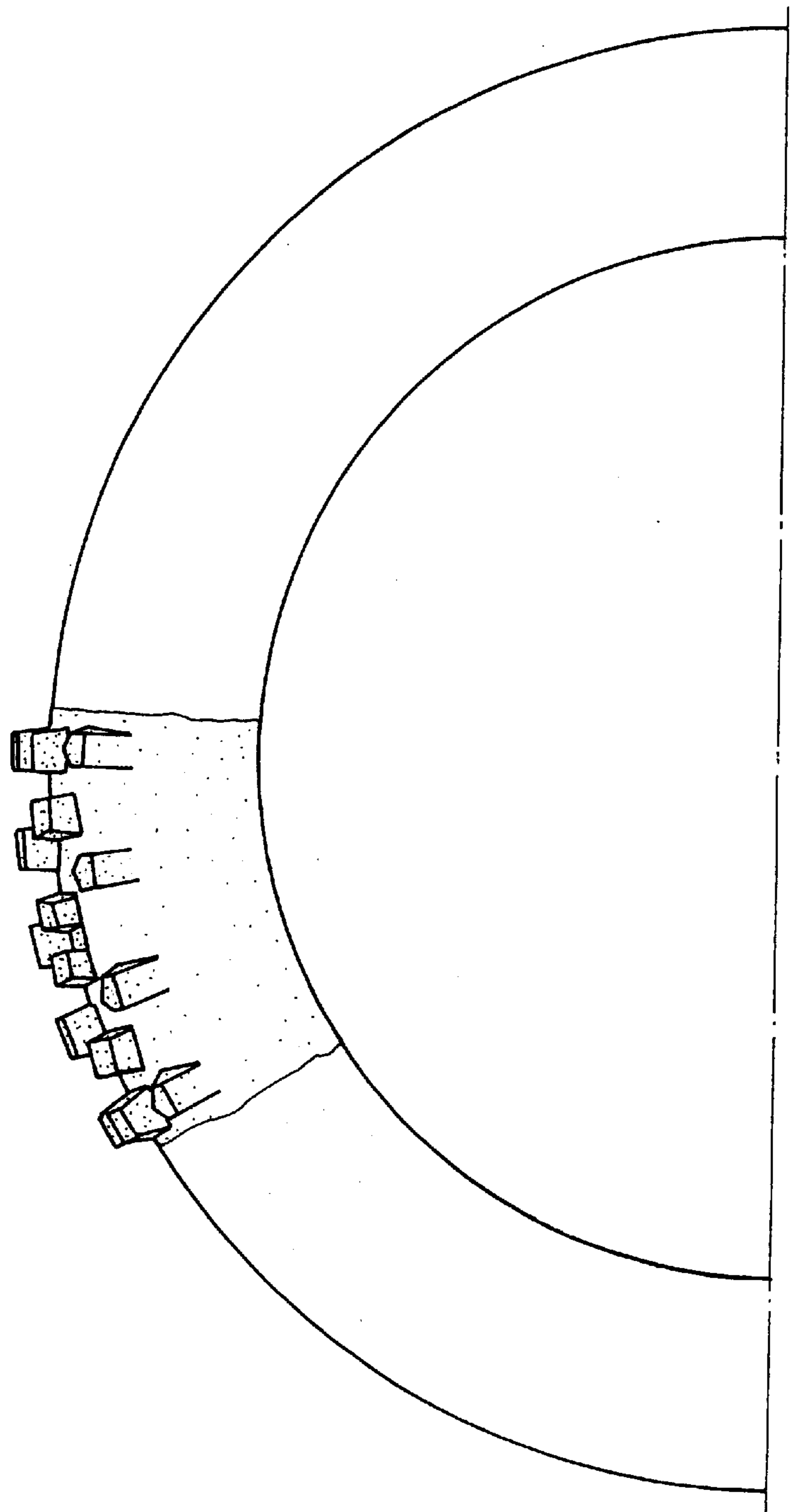


FIG. 3

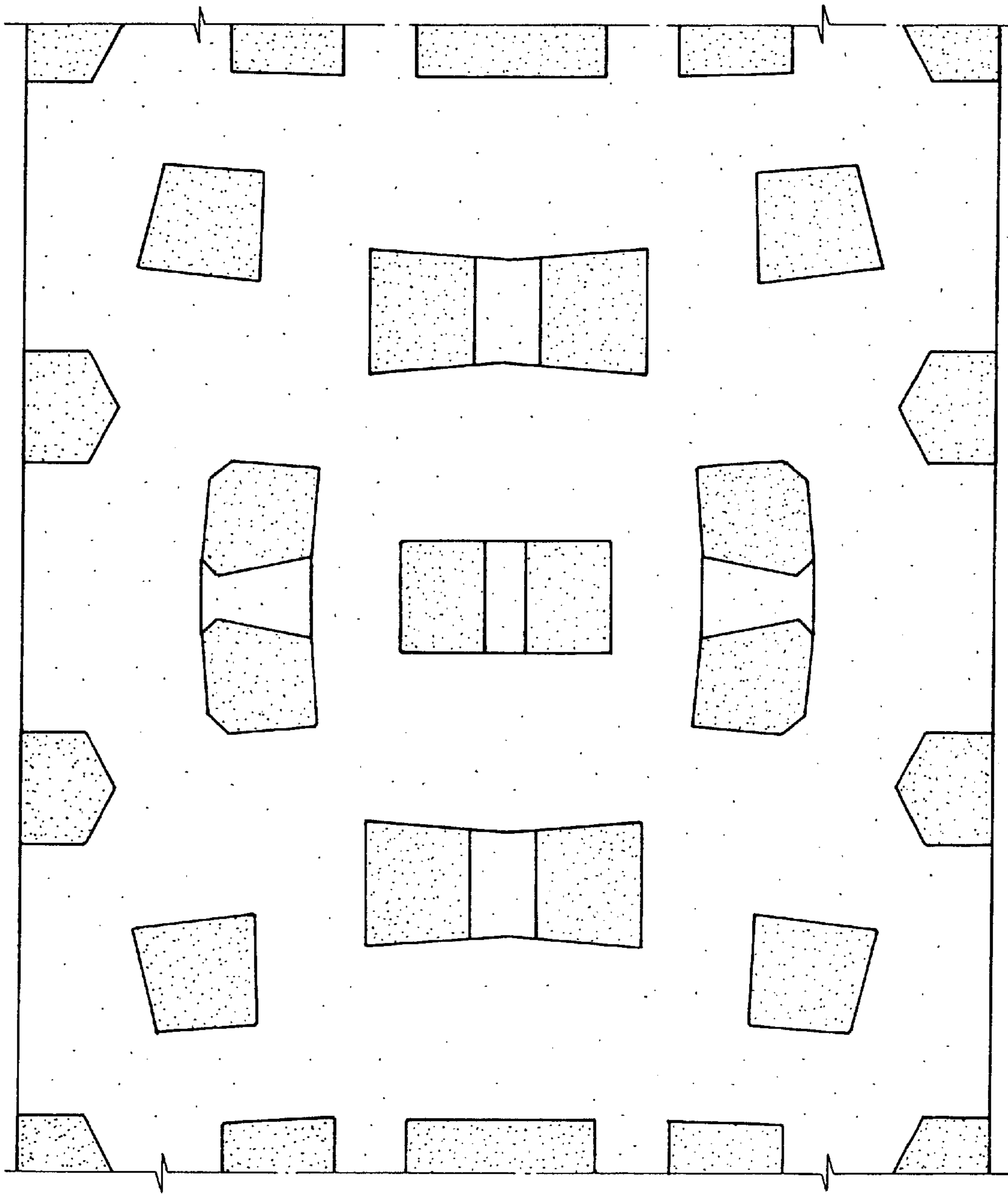


FIG. 4