



US00D466857S

(12) **United States Design Patent**
Aselton et al.

(10) **Patent No.:** **US D466,857 S**

(45) **Date of Patent:** **** Dec. 10, 2002**

(54) **PERSONAL WATERCRAFT SUN DECK**

OTHER PUBLICATIONS

(75) Inventors: **Ron Aselton**, Sterling Heights, MI (US); **Shannon Cassell**, Palm Bay, FL (US); **Greg Martin**, Melbourne Beach, FL (US); **David Kalhok**, Marion, IL (US)

Bombardier Sea-Doo 1999 Product Brochure, Everybody's doin' it., Copyright 1998.

Yamaha 2000, WaveRunner Watercraft Brochure, Copyright 1999.

Bombardier Sea-Doo 5640 GTX 1996 Model Parts Catalogue, pp. A2, C11.

Sea-Doo, Parts Catalog 2000, LRV 5688-05/1999-219 300 910.

(73) Assignee: **Bombardier Inc.**, Valcourt (CA)

(**) Term: **14 Years**

* cited by examiner

(21) Appl. No.: **29/154,272**

Primary Examiner—Lisa Lichtenstein

(22) Filed: **Jan. 23, 2002**

(74) *Attorney, Agent, or Firm*—Pillsbury Winthrop LLP

Related U.S. Application Data

(57) **CLAIM**

(62) Division of application No. 29/123,862, filed on May 26, 2000, now Pat. No. Des. 453,955.

The ornamental design of a personal watercraft sun deck, as shown and described.

(51) **LOC (7) Cl.** **12-06**

DESCRIPTION

(52) **U.S. Cl.** **D12/307**

(58) **Field of Search** D12/300-318;
114/55.5, 55.54, 55.57

FIG. 1 is a perspective illustration, from the front and right side, of a sun deck of a personal watercraft of our design; FIG. 2 is a right side view thereof; FIG. 3 is a left side view thereof; FIG. 4 is a front view thereof; FIG. 5 is a rear view thereof; FIG. 6 is a top view thereof; and, FIG. 7 is a bottom view thereof.

(56) **References Cited**

U.S. PATENT DOCUMENTS

- D325,556 S * 4/1992 Lapointe D12/307
- D340,221 S * 10/1993 Krieger et al. D12/307
- 5,320,059 A 6/1994 Ikeda
- 5,572,943 A 11/1996 Kobayashi et al.
- 5,676,086 A 10/1997 Watkins
- D399,182 S * 10/1998 Lapointe et al. D12/307
- D444,761 S * 7/2001 Momoi et al. D12/307

The broken line showing of environmental structure in FIGS. 1-7 is for illustrative purposes only and forms no part of the claimed design.

1 Claim, 6 Drawing Sheets






FIG. 1

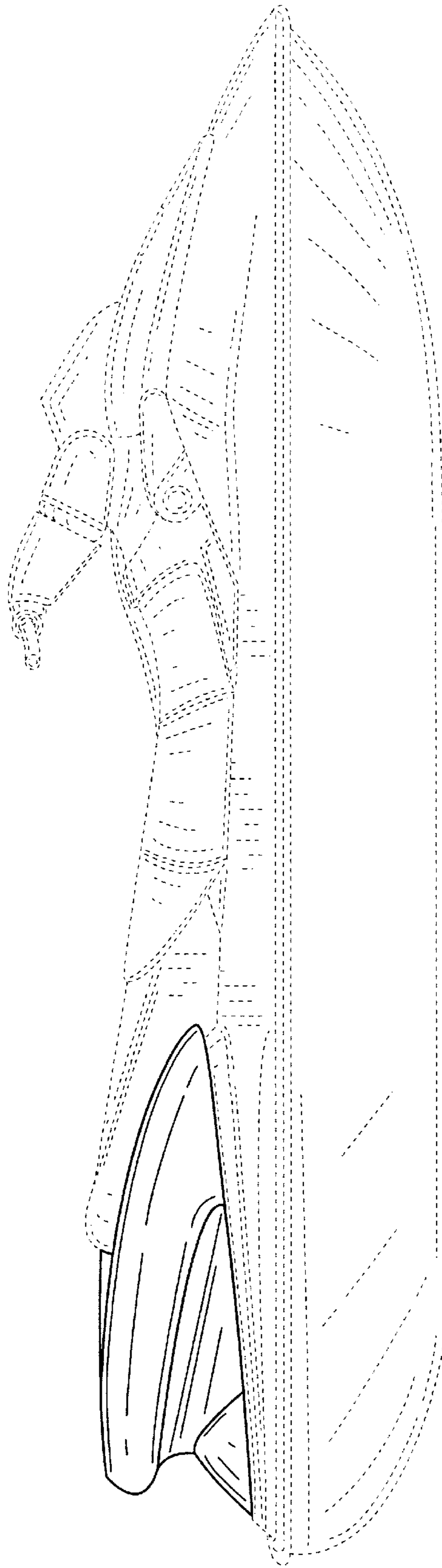


FIG. 2

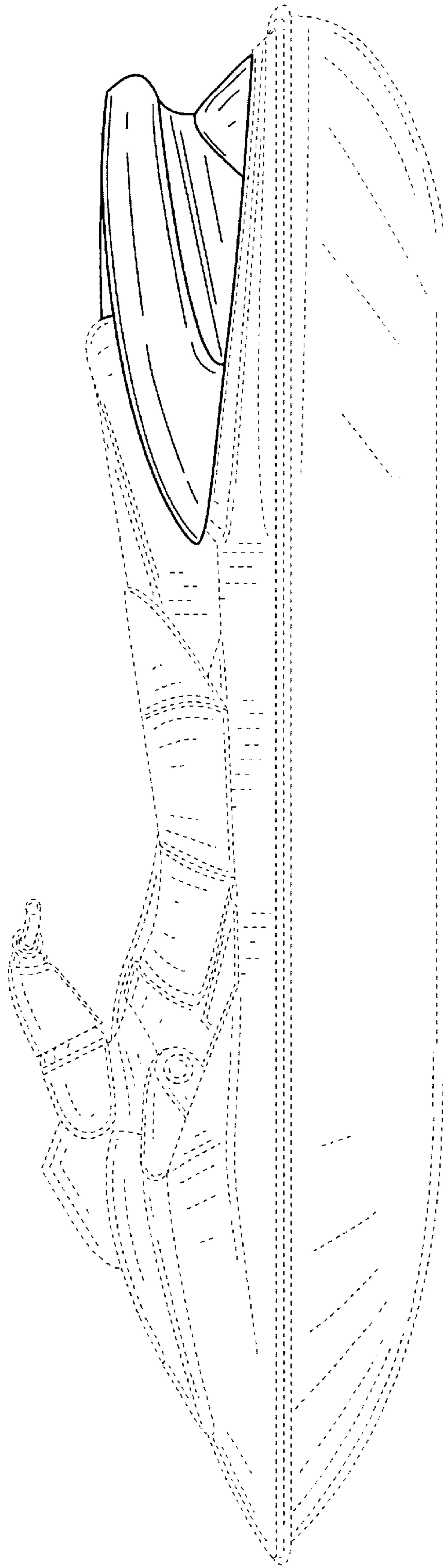


FIG. 3

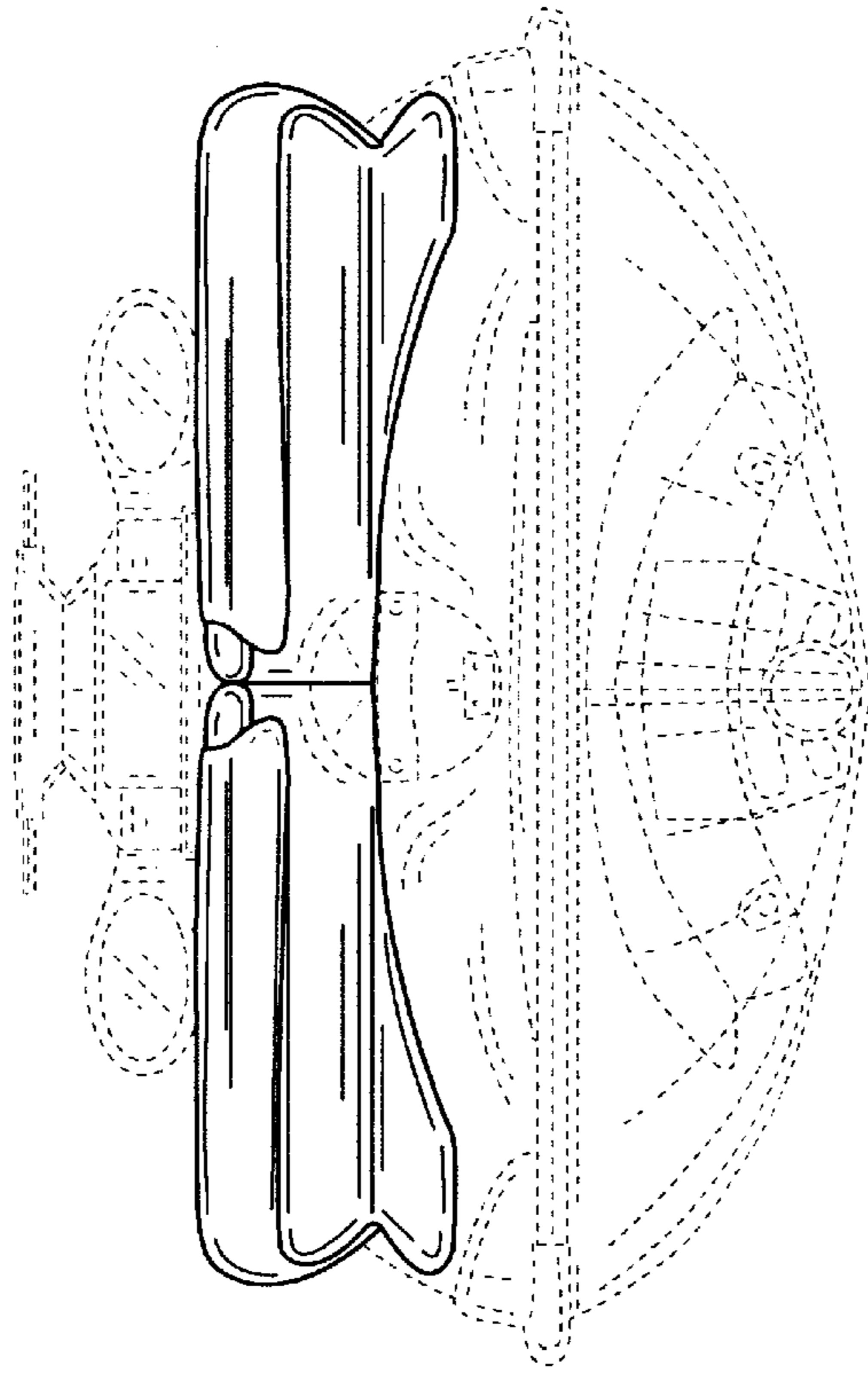


FIG. 5

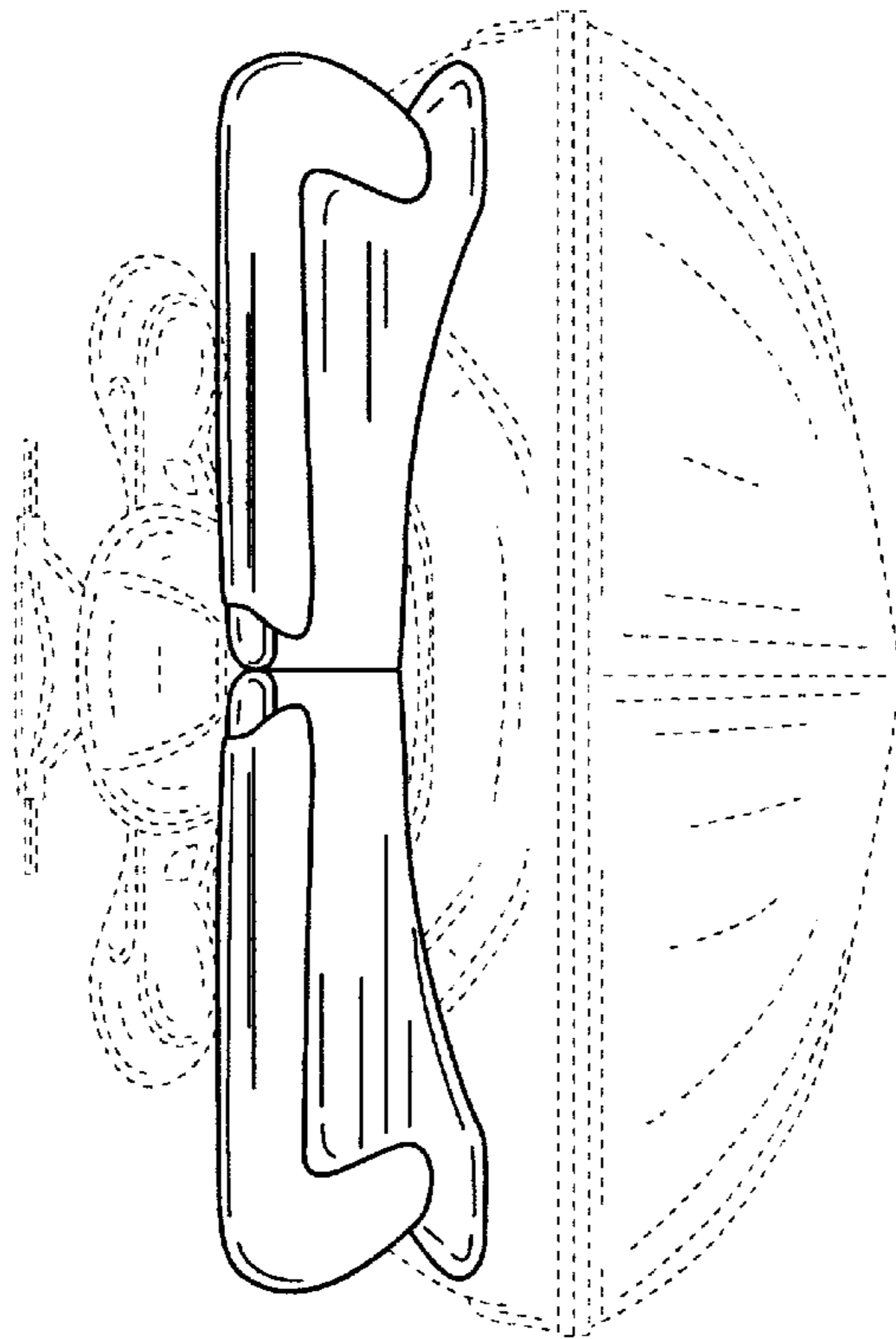


FIG. 4

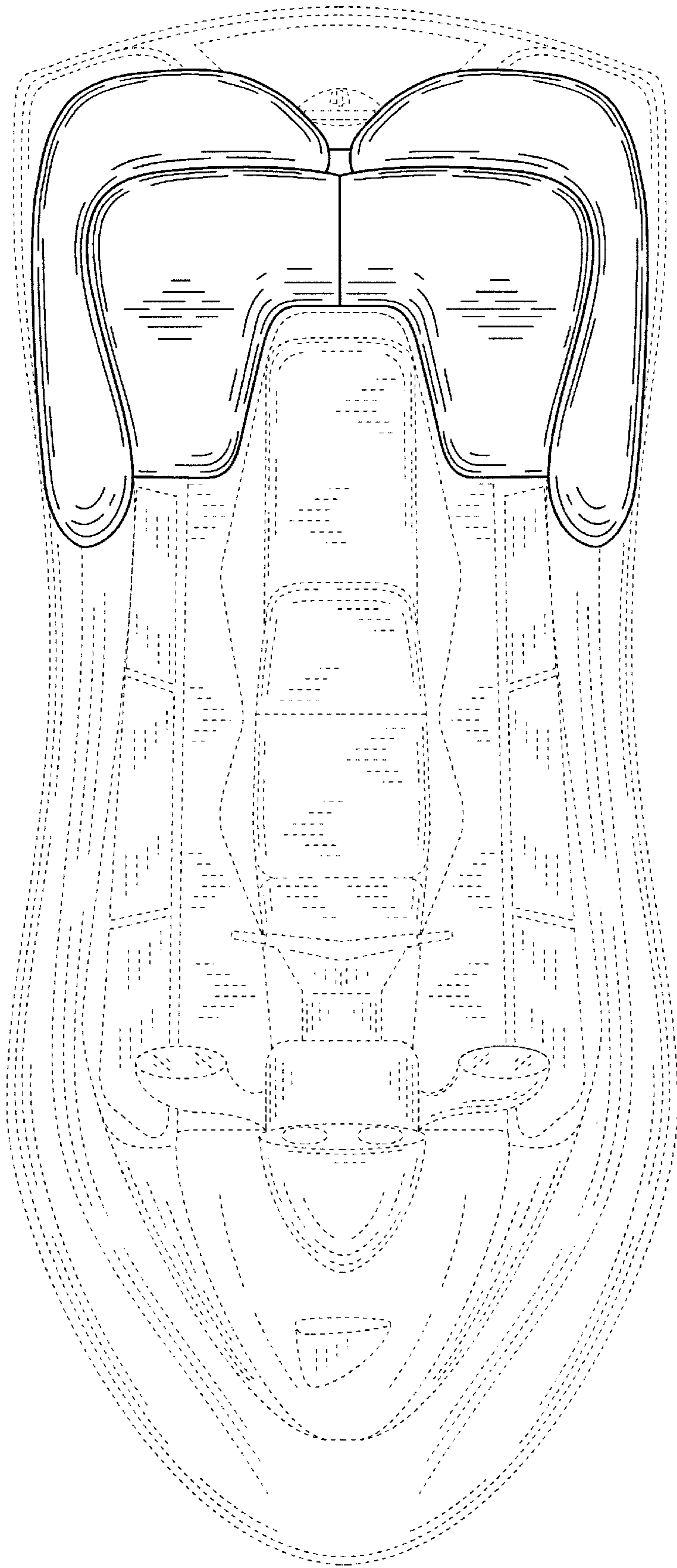


FIG. 6

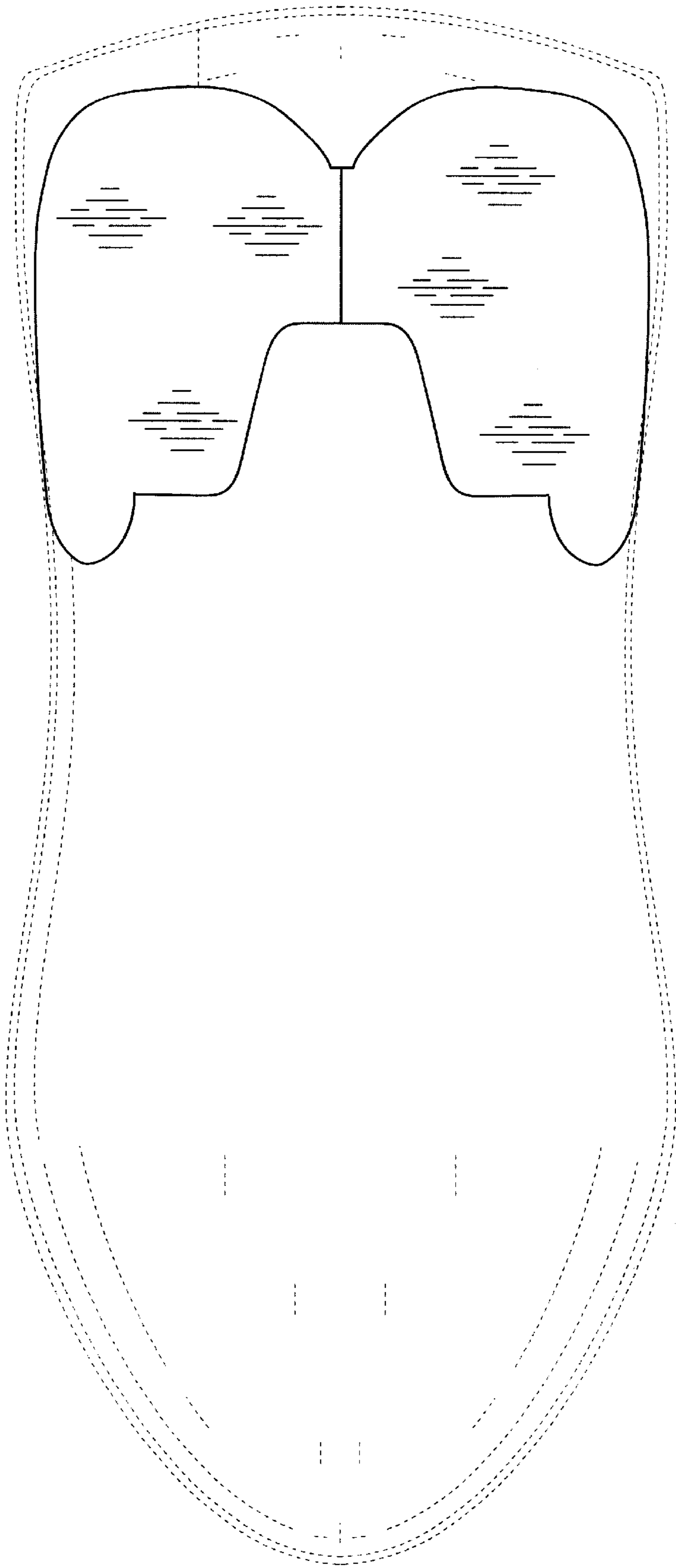


FIG. 7