



US00D466855S

(12) **United States Design Patent**
Hodges

(10) **Patent No.:** **US D466,855 S**

(45) **Date of Patent:** **** Dec. 10, 2002**

(54) **WHEEL**

(75) **Inventor:** **Frank J. Hodges**, Yorba Linda, CA (US)

(73) **Assignee:** **Lexani Wheel Corporation**, Yorba Linda, CA (US)

(**) **Term:** **14 Years**

(21) **Appl. No.:** **29/158,289**

(22) **Filed:** **Apr. 1, 2002**

(51) **LOC (7) Cl.** **12-16**

(52) **U.S. Cl.** **D12/211**

(58) **Field of Search** D12/204-211;
301/37.1, 64.1, 65

(56) **References Cited**

U.S. PATENT DOCUMENTS

D281,491 S	*	11/1985	Schinella	D12/211
D285,677 S	*	9/1986	Menking	D12/211
D429,680 S	*	8/2000	Hodges	D12/209
D430,844 S	*	9/2000	Noriega	D12/211
D438,502 S	*	3/2001	Noriega	D12/209
D438,834 S	*	3/2001	Ong	D12/211
D442,903 S	*	5/2001	Brintouch	D12/204
D444,756 S	*	7/2001	Brintouch	D12/209
D444,758 S	*	7/2001	Mendez	D12/211
D446,492 S	*	8/2001	Brintouch	D12/209
D449,265 S	*	10/2001	Hull	D12/204
D451,872 S	*	12/2001	Arellano	D12/209

D451,873 S	*	12/2001	Donikoglu	D12/209
D451,874 S	*	12/2001	Donikoglu	D12/209
D455,698 S	*	4/2002	Chung	D12/209
D456,756 S	*	5/2002	Hodges et al.	D12/209
D457,116 S	*	5/2002	Brintouch	D12/209

* cited by examiner

Primary Examiner—Stacia Cadmus

(74) *Attorney, Agent, or Firm*—Knobbe, Martens, Olson & Bear LLP

(57) **CLAIM**

The ornamental design for a wheel, as shown and described.

DESCRIPTION

FIG. 1 is a front perspective view of a wheel showing my new design;

FIG. 2 is a front plan view thereof;

FIG. 3 is a left side elevational view thereof, the right side elevational view being a mirror image thereof;


FIG. 4 is a front perspective view of a second embodiment of the wheel design of the present invention;

FIG. 5 is a front plan view of the second embodiment of the wheel design of the present invention; and,

FIG. 6 is a left side elevational view of the second embodiment of the wheel design of the present invention, the right side elevational view being a mirror image thereof.

The broken line showing of environment is for illustrative purposes only and forms no part of the claimed design.

1 Claim, 6 Drawing Sheets



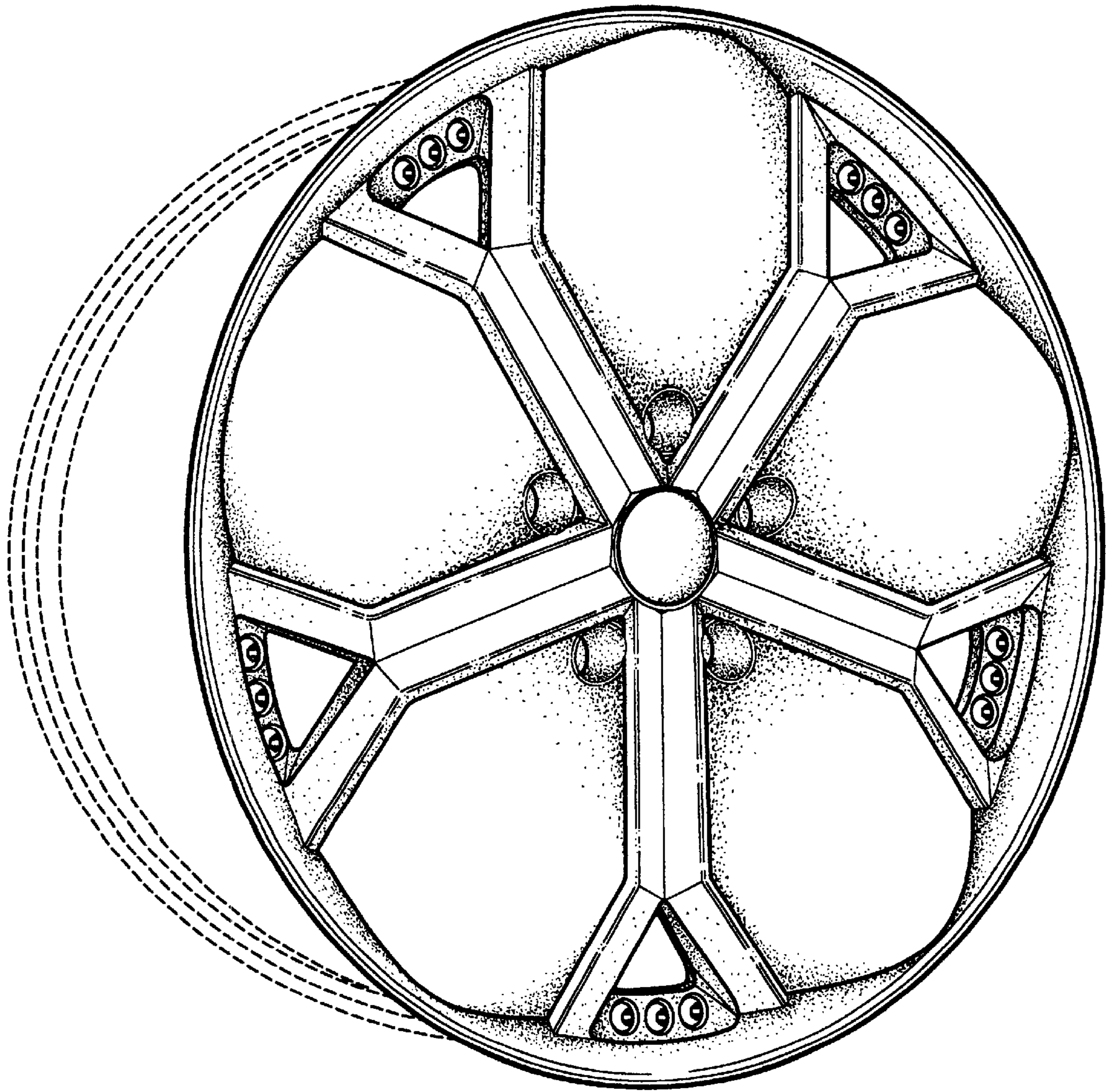


Fig. 1




Fig. 2




Fig. 3

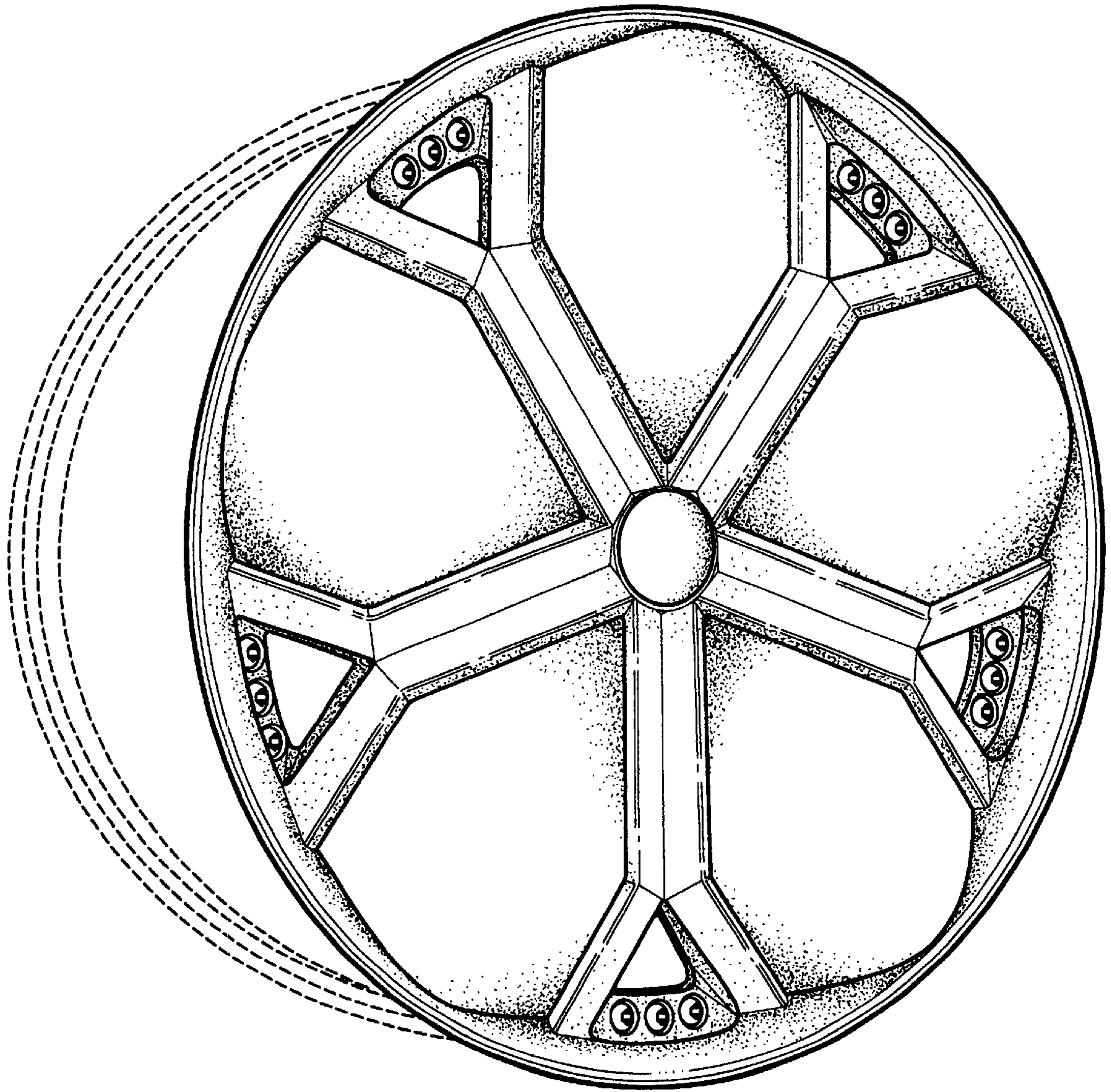


Fig. 4

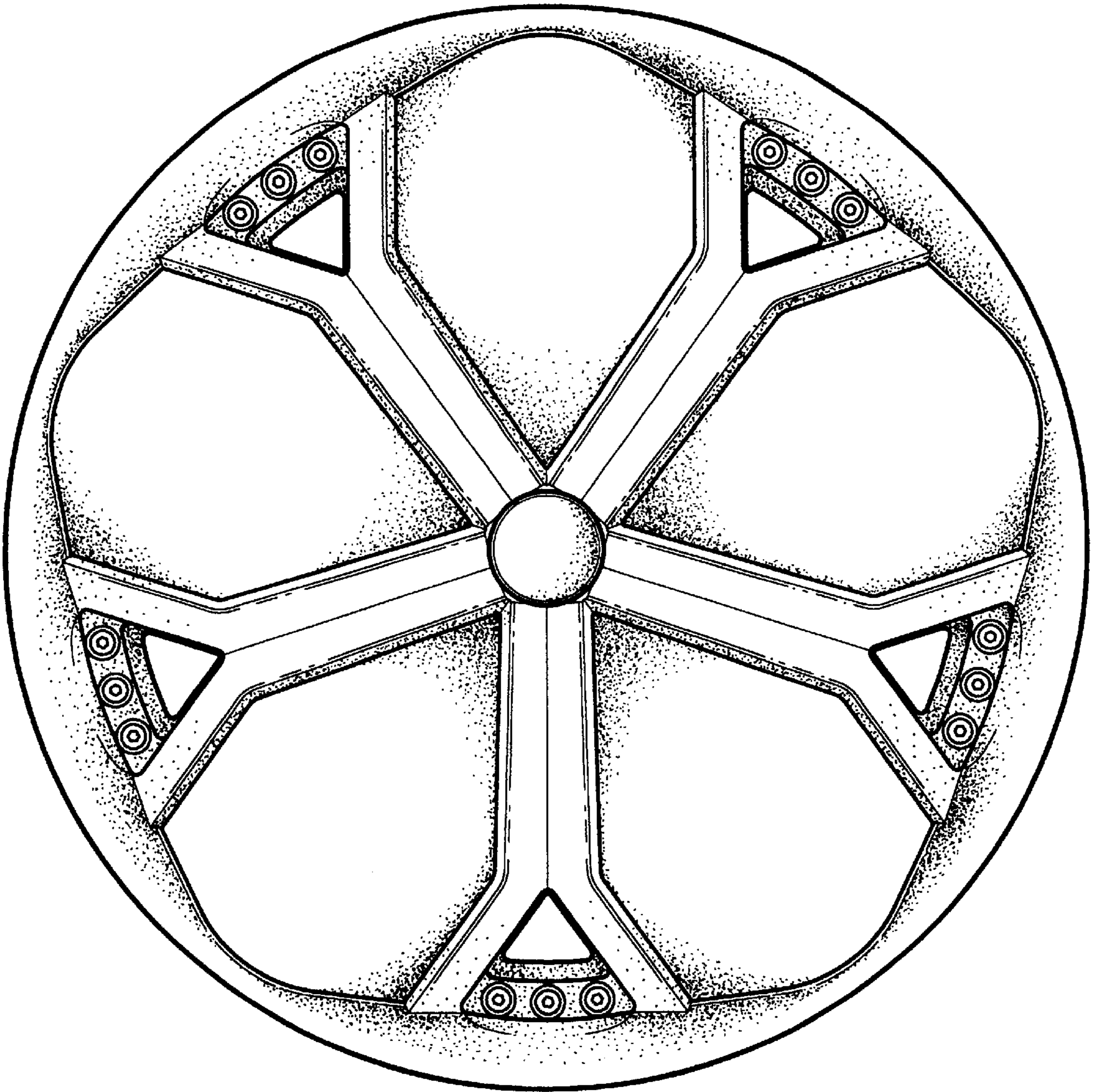


Fig. 5




Fig. 6