



US00D466848S

(12) **United States Design Patent**
Murkett

(10) **Patent No.:** **US D466,848 S**

(45) **Date of Patent:** **** Dec. 10, 2002**

(54) **SURFACE CONFIGURATION OF A SIDE OF A VEHICLE**

(75) **Inventor:** **Stephen Murkett**, Gerlingen (DE)

(73) **Assignee:** **Dr. Ing. h.c.F. Porsche Aktiengesellschaft**, Stuttgart (DE)

(**) **Term:** **14 Years**

(21) **Appl. No.:** **29/151,814**

(22) **Filed:** **Dec. 12, 2001**

(30) **Foreign Application Priority Data**

Jun. 12, 2001 (DE) 4 01 05 162
Jun. 12, 2001 (DE) 4 01 05 161

(51) **LOC (7) Cl.** **12-16**

(52) **U.S. Cl.** **D12/196**

(58) **Field of Search** D12/196, 90-92;
296/185, 183, 186

(56) **References Cited**

U.S. PATENT DOCUMENTS

D432,950 S * 10/2000 Sugito D12/91
D439,203 S * 3/2001 Ragone D12/91
D454,521 S * 3/2002 Allen D12/91

* cited by examiner

Primary Examiner—Melody N. Brown

(74) *Attorney, Agent, or Firm*—Crowell & Moring LLP

(57) **CLAIM**

The ornamental design for a surface configuration of a side of a vehicle, as shown and described.

DESCRIPTION

This application is related to the following co-pending applications, of the inventor, filed on even date herewith: application Ser. No. 29/151,801, entitled “Surface Configuration of a Vehicle and Toy”; application Ser. No. 29/151,818, entitled “Surface Configuration of a Door for a Vehicle”; application Ser. No. 29/151,817, entitled “Surface Configuration of a Door for a Vehicle”; application Ser. No. 29/151,797, entitled “Surface Configuration of a Front Fender for a Vehicle”; and application Ser. No. 29/151,816, entitled “Surface Configuration of a Rear Fender for a Vehicle”.

FIG. 1 is a front view of a first embodiment of a surface configuration of a side of a vehicle according to my novel design;

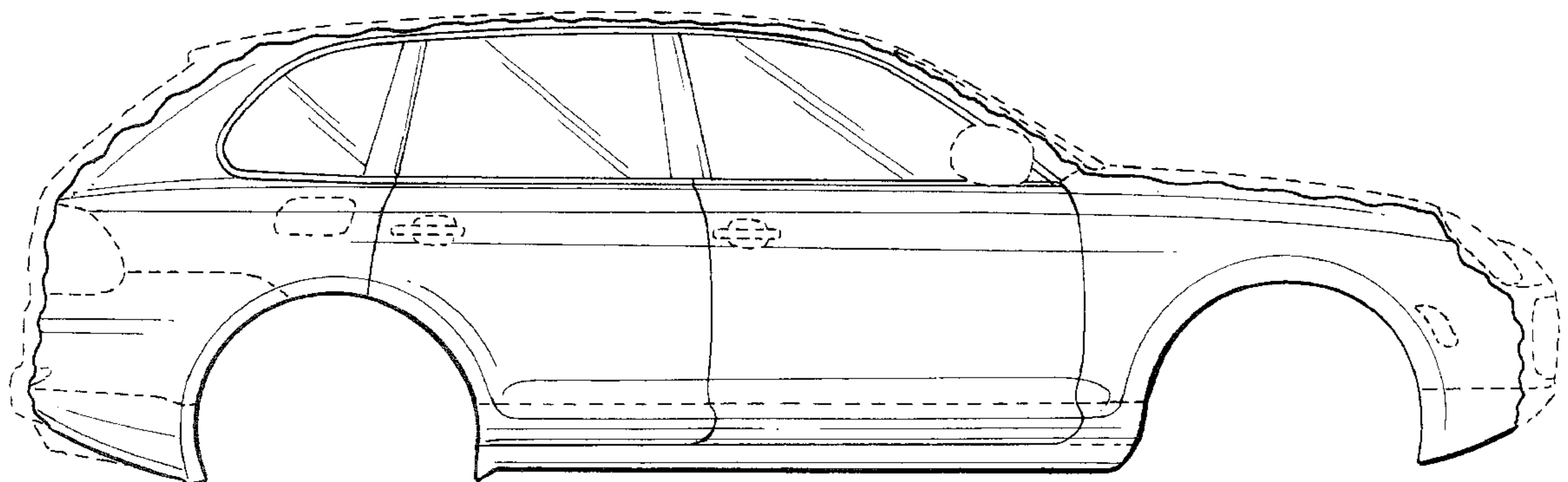
FIG. 2 is a perspective view of the first embodiment of the surface configuration of a side of a vehicle according to my novel design;

FIG. 3 is a front view of a second embodiment of the surface configuration of a side of a vehicle according to my novel design; and,

FIG. 4 is a perspective view of the second embodiment of the surface configuration of a side of a vehicle according to my novel design.

The broken lines included in the drawings depict environment and are not part of the claimed design.

1 Claim, 2 Drawing Sheets



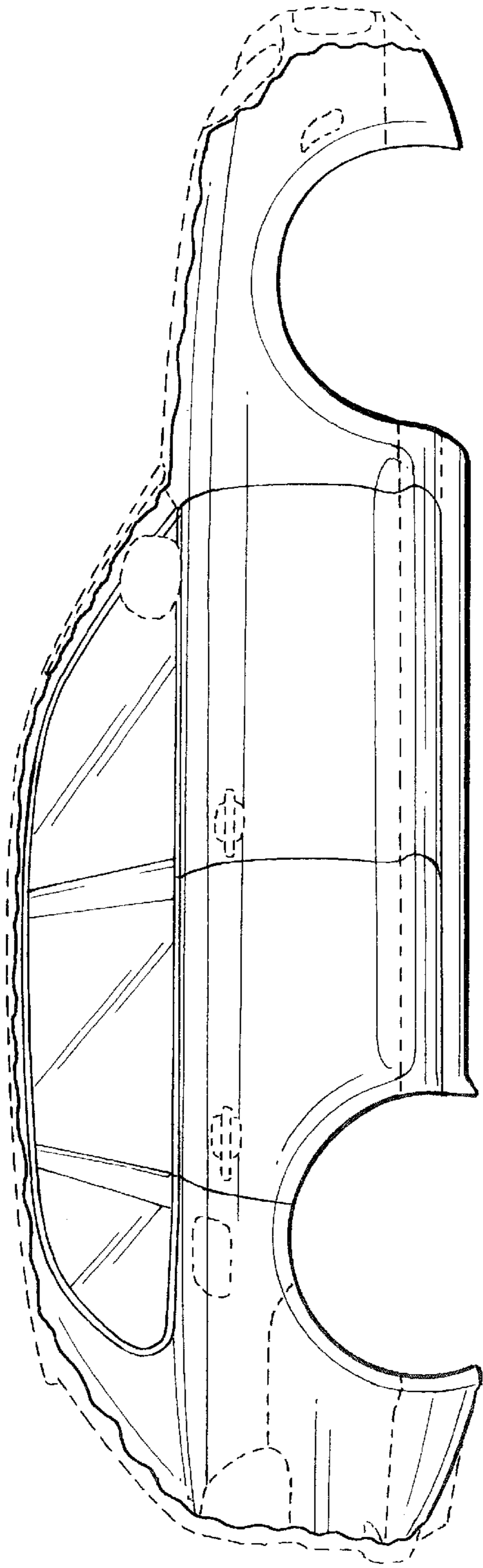


FIG. 1

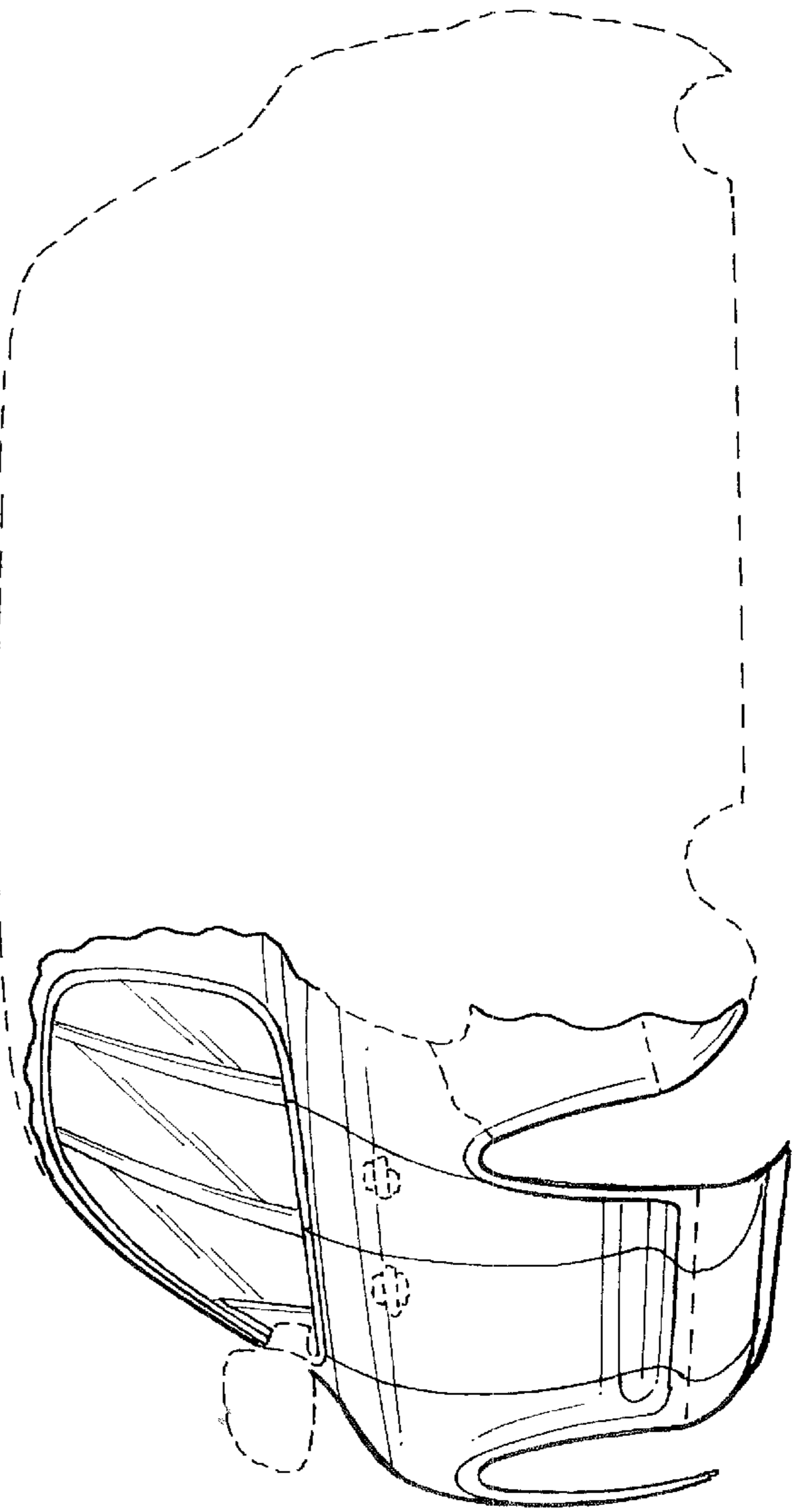


FIG. 2

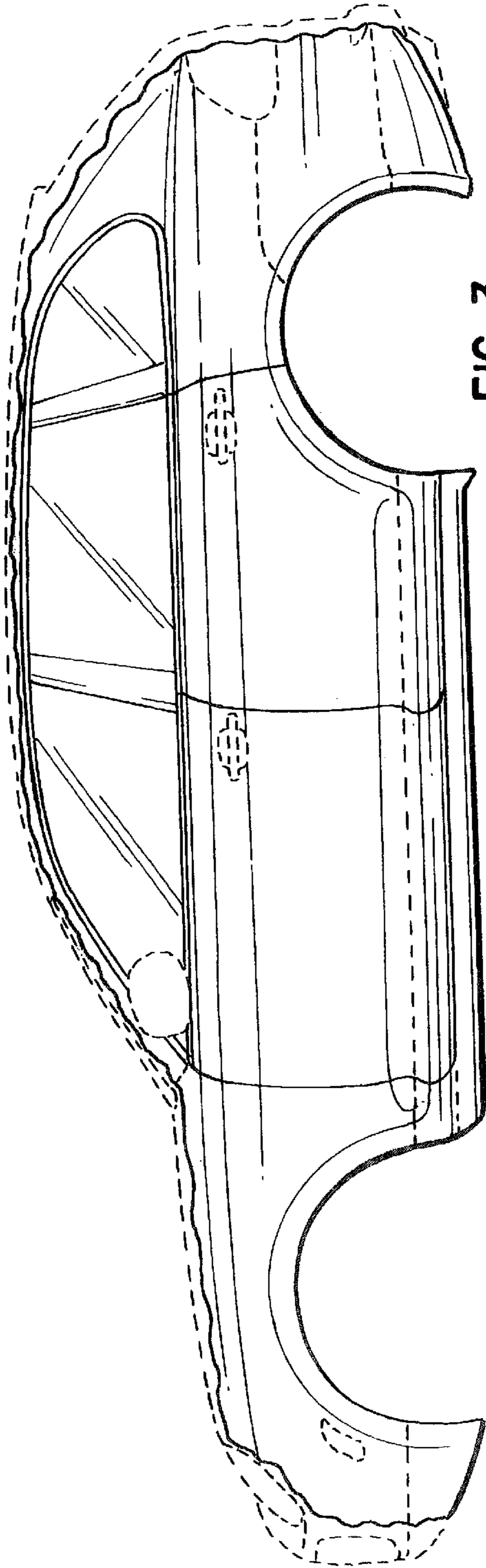


FIG. 3

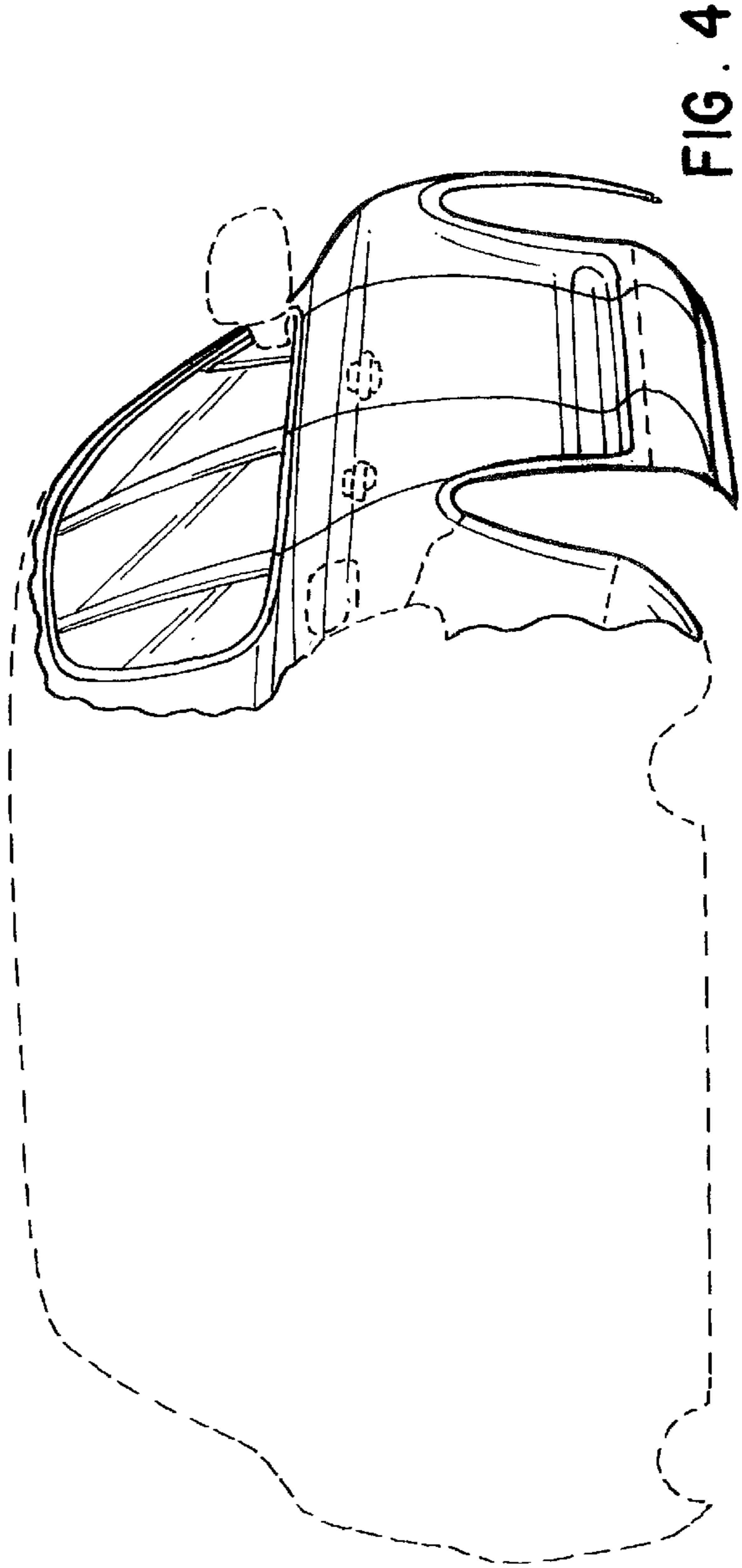


FIG. 4