



US00D466837S

(12) **United States Design Patent**
Buring et al.

(10) **Patent No.:** **US D466,837 S**

(45) **Date of Patent:** **** Dec. 10, 2002**

(54) **MOBILE MULTI-DISPLAY BILLBOARD VEHICLE**

(76) Inventors: **David Buring**, 5951 Brierhaven Ave.,
Memphis, TN (US) 38120; **Steve Blankenship**, 3280 Pocahontas Rd.,
Pocahontas, TN (US) 38061

(**) Term: **14 Years**

(21) Appl. No.: **29/153,677**

(22) Filed: **Jan. 10, 2002**

(51) **LOC (7) Cl.** **12-08**

(52) **U.S. Cl.** **D12/93**

(58) **Field of Search** D12/93, 95-99,
D12/103, 105; 296/183, 181; 40/503, 505;
180/89.1, 89.16, 89.19

(56) **References Cited**

U.S. PATENT DOCUMENTS

369,305 A	8/1887	Vogel et al.	
676,235 A	6/1901	Jackson	
2,077,585 A	4/1937	Rivers	40/129
3,135,063 A	6/1964	Ricks	40/137
4,189,859 A	2/1980	Ahlgren	40/505
4,528,763 A	7/1985	Ahlgren	40/505
5,003,716 A	4/1991	Dyar	40/503
5,083,826 A	1/1992	McCrary	296/21
5,233,772 A	8/1993	Bergeron et al.	40/503
5,255,465 A	10/1993	Perez	40/505
5,315,776 A	5/1994	Strawbridge et al.	40/505
5,343,645 A	9/1994	Huber	40/505
5,416,996 A	5/1995	Clemens et al.	40/502
5,507,109 A	4/1996	Rinzler	40/603
5,511,330 A	4/1996	Havens	40/505
D384,913 S	* 10/1997	Norman, Jr. et al.	D12/95

5,692,330 A	12/1997	Anderson, Jr.	40/505
5,737,861 A	4/1998	Hansen	40/505
D396,667 S	* 8/1998	Camillieri	D12/99
5,918,924 A	7/1999	Cowan	296/21
D426,493 S	* 6/2000	Mertins et al.	D12/93
6,076,293 A	6/2000	Bergeron	40/503
6,122,850 A	9/2000	Strzeletz	40/591
6,128,841 A	10/2000	Werner	40/505
6,178,675 B1	1/2001	Strother	40/503
D440,909 S	* 4/2001	Balescu	D12/93
6,256,912 B1	7/2001	Gibson et al.	40/503

* cited by examiner

Primary Examiner—Melody N. Brown

(74) *Attorney, Agent, or Firm*—Thomas, Kayden,
Horstemeyer & Risley


(57) **CLAIM**

The ornamental design of a mobile multi-display billboard vehicle, as shown and described.

DESCRIPTION

FIG. 1 is a perspective view showing our new mobile multi-display billboard vehicle;
 FIG. 2 is a left side view thereof;
 FIG. 3 is a right view thereof;
 FIG. 4 is a front view thereof;
 FIG. 5 is a back view thereof; and,
 FIG. 6 is a top plan view thereof.
 The bottom plan view adds nothing ornamental to the claimed design.
 The broken lines shown in the FIGS. 1-5 drawing views are for illustrative purposes only and form no part of the claimed design.

1 Claim, 5 Drawing Sheets



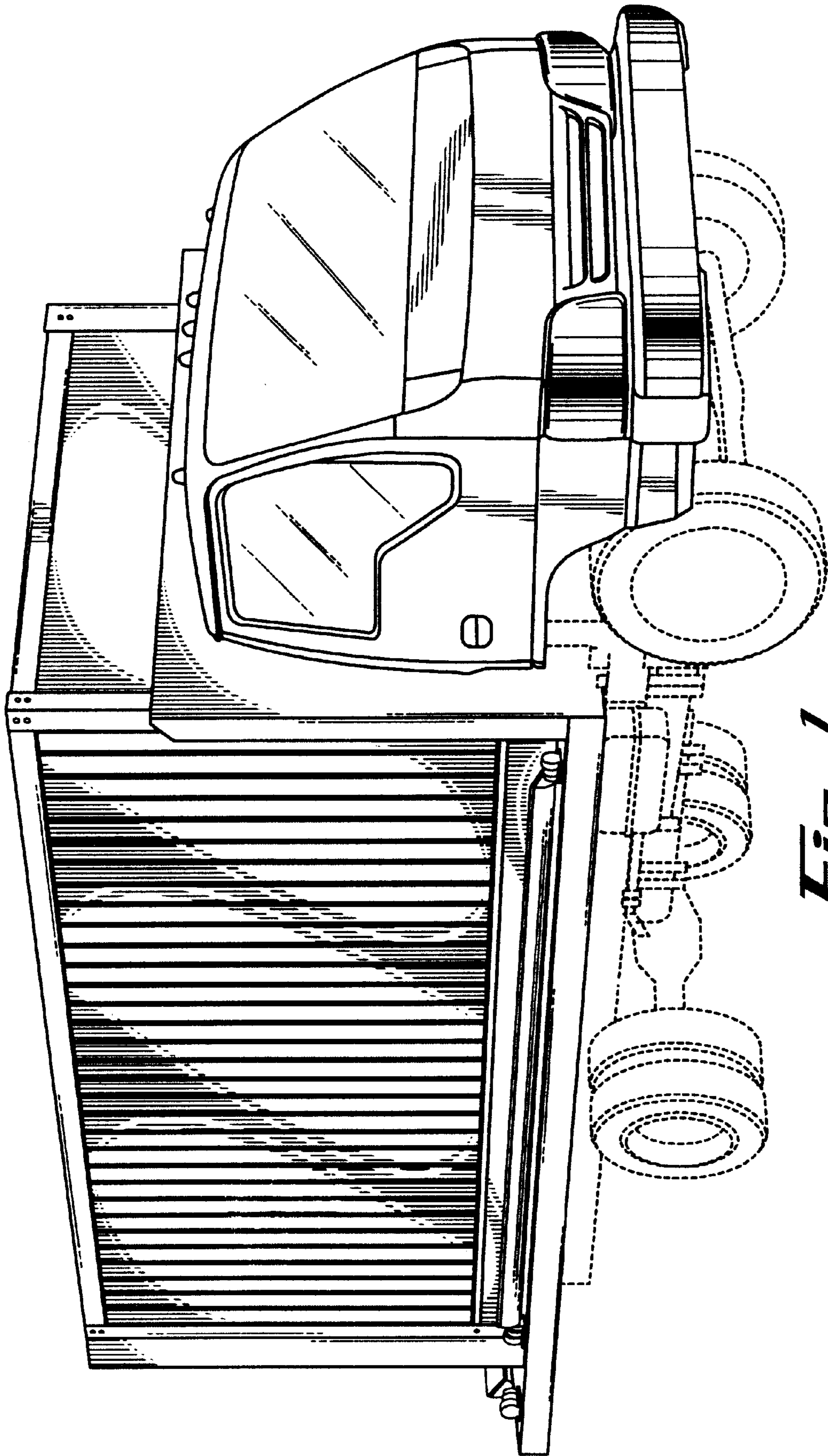


Fig. 1

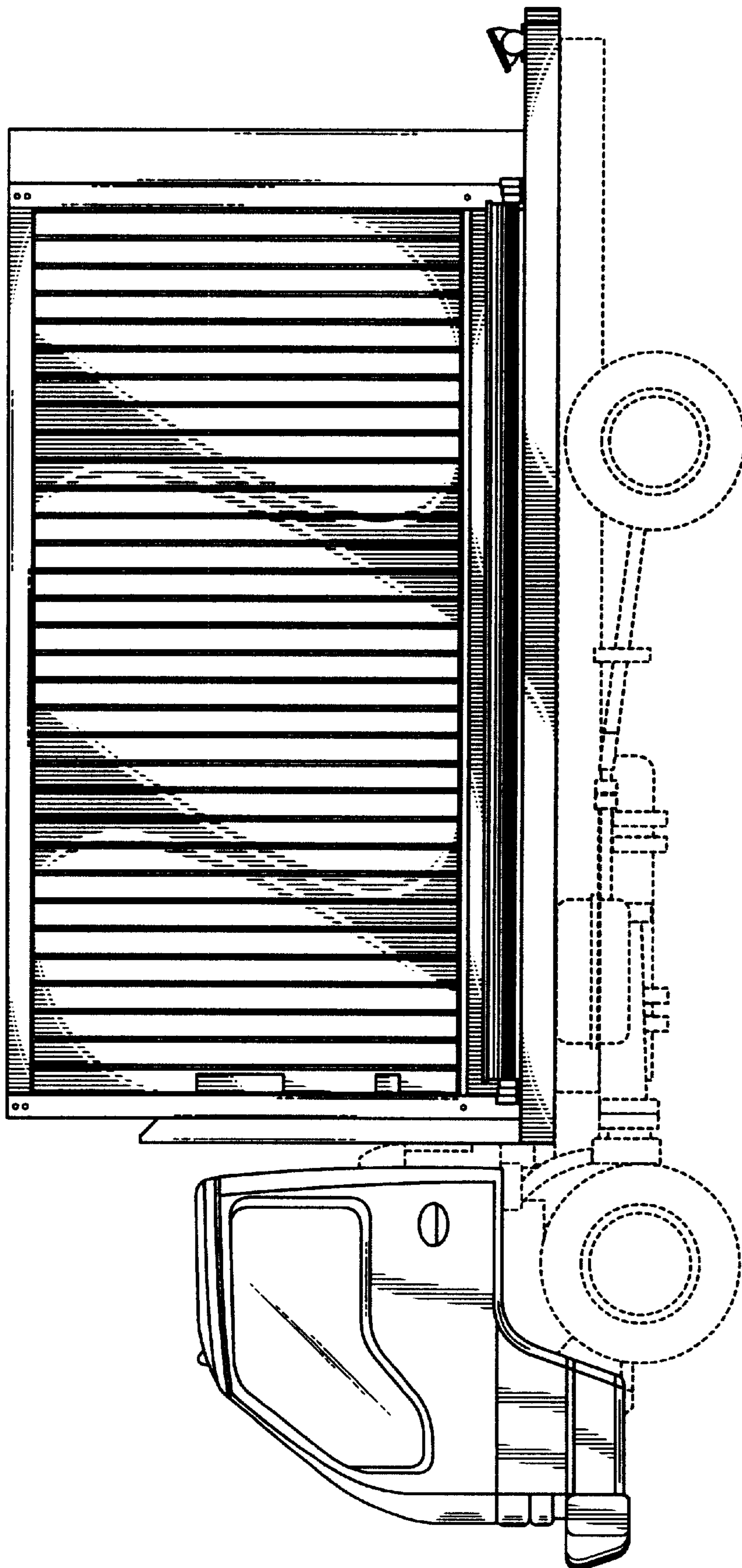


Fig. 2

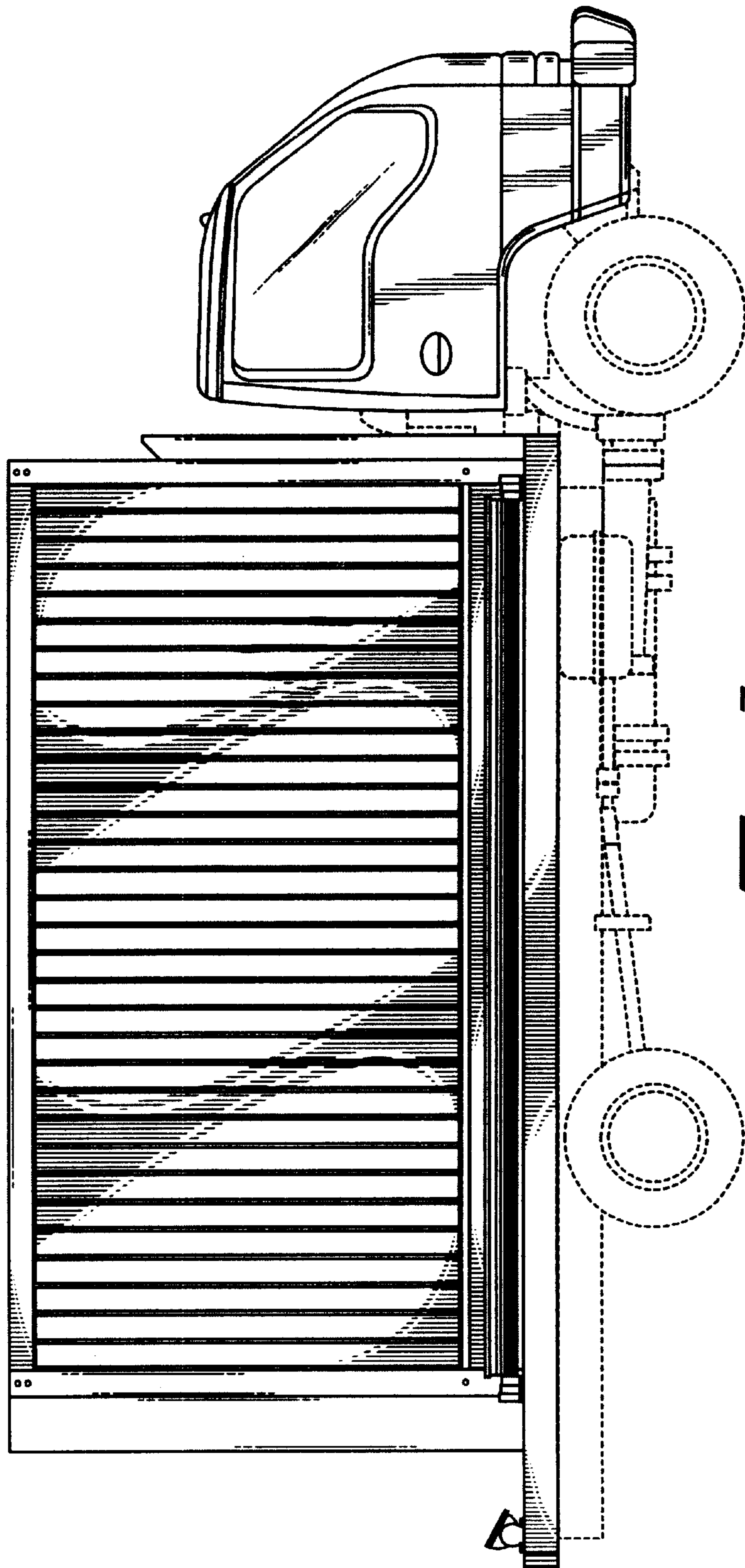


Fig. 3

Fig. 4

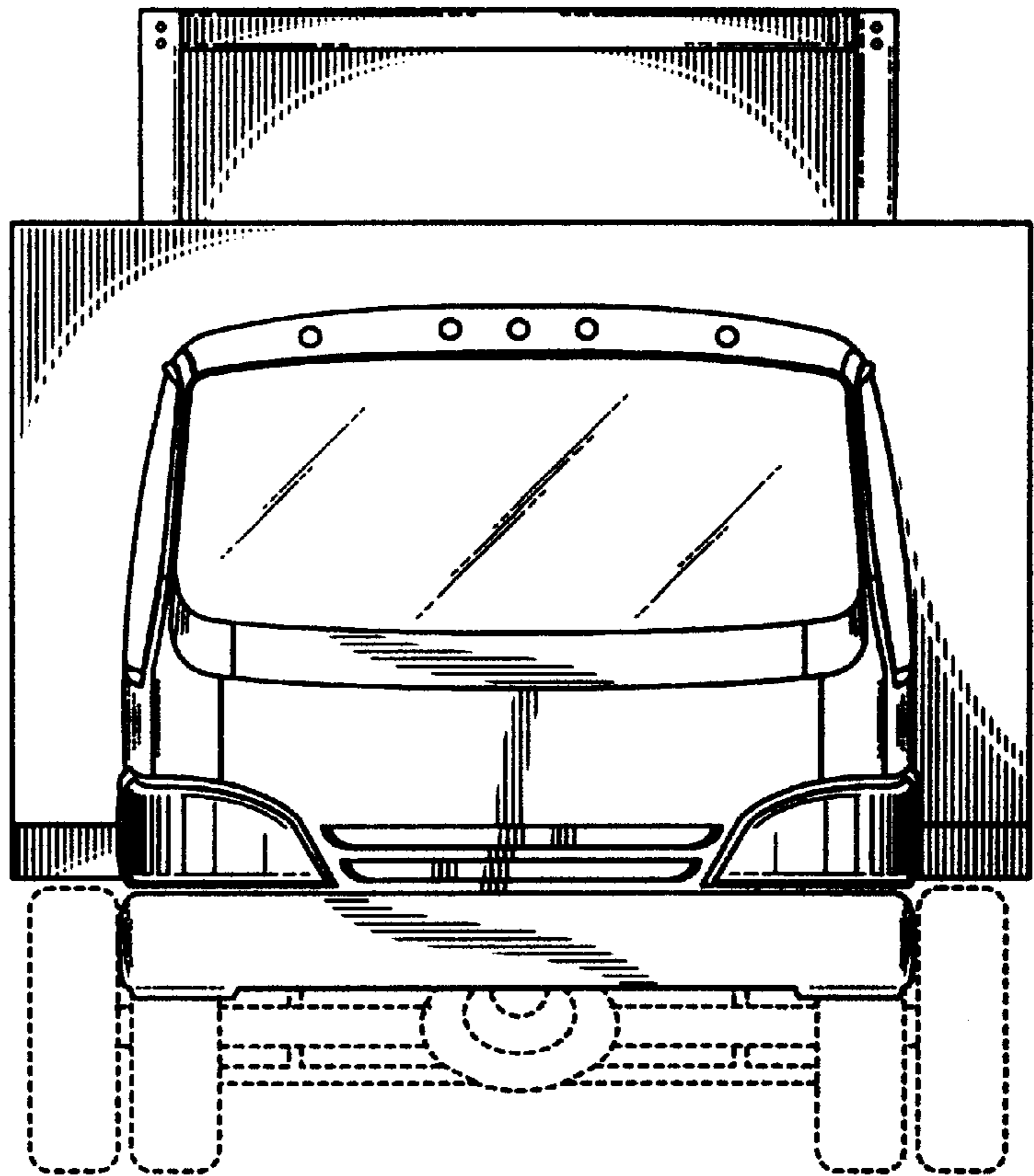
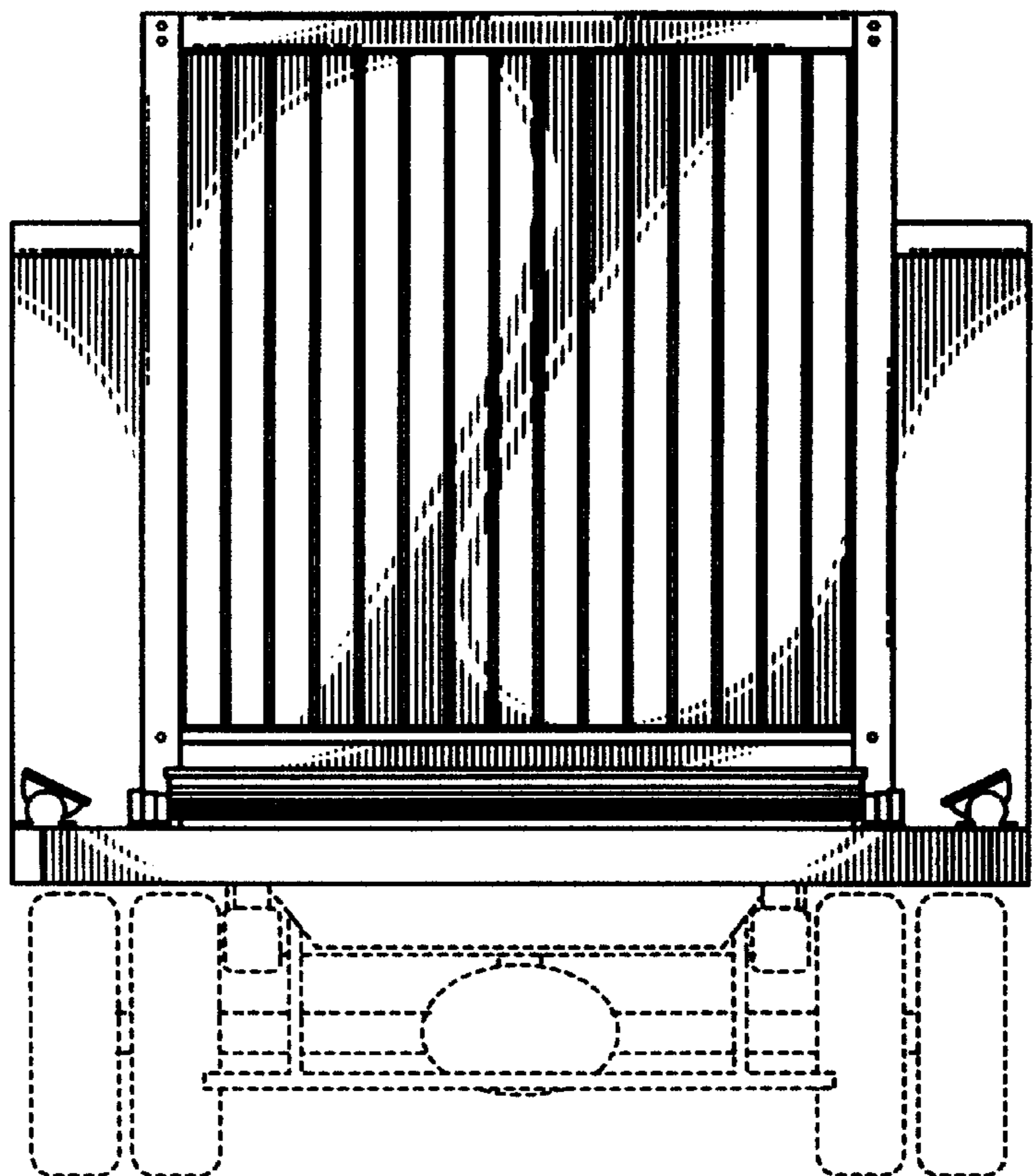


Fig. 5



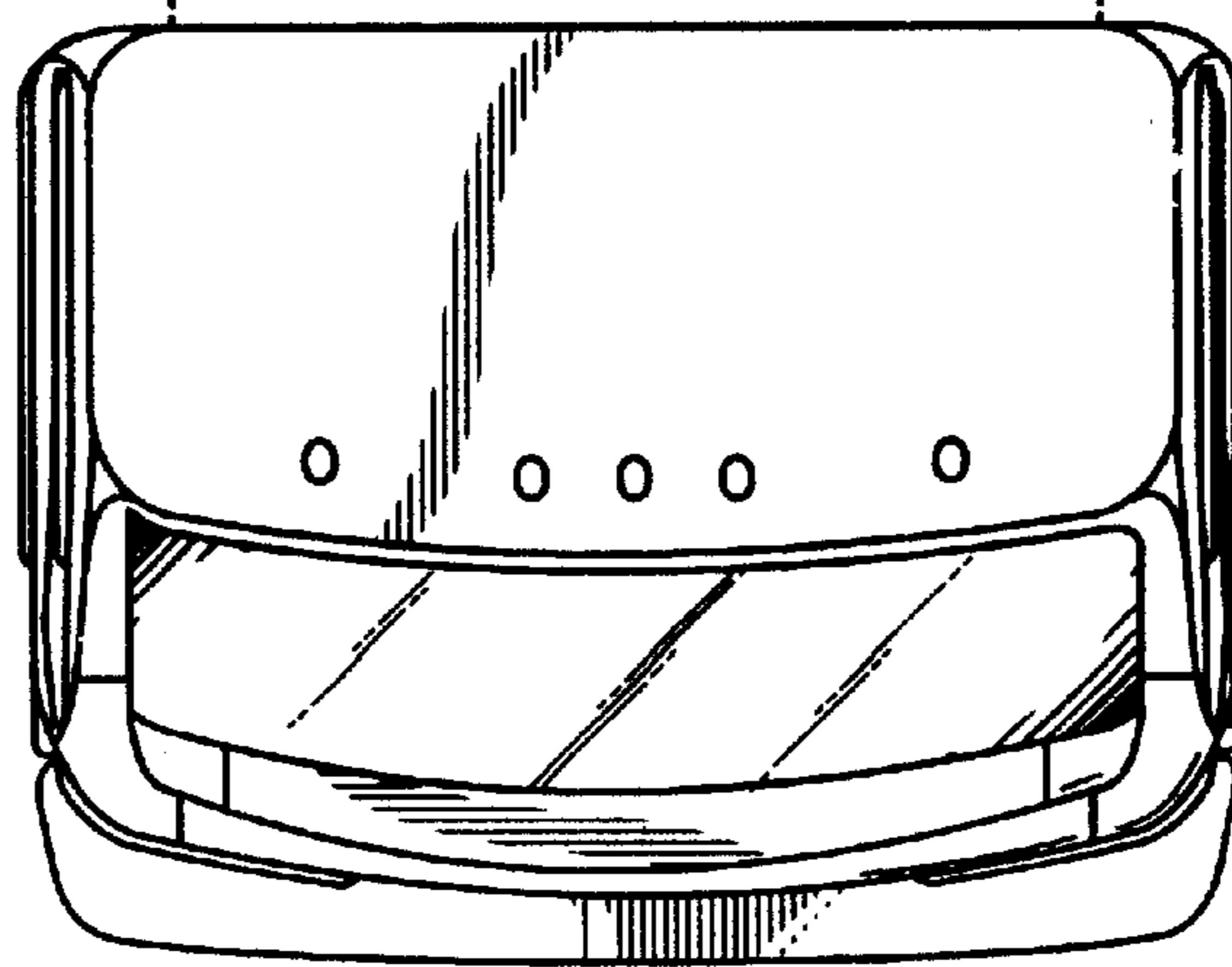
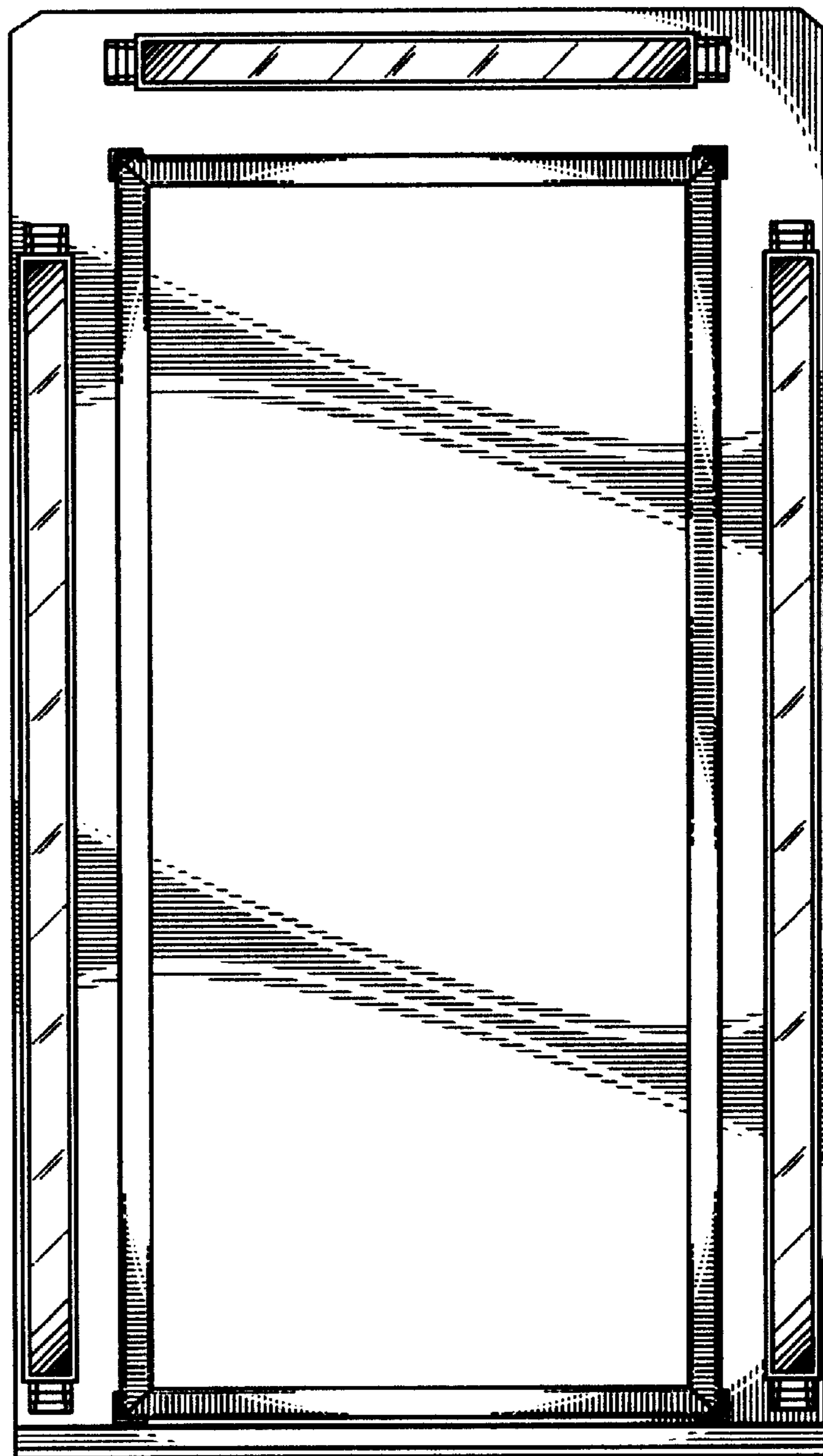


Fig. 6