



US00D466832S

(12) **United States Design Patent**
Cormican

(10) **Patent No.:** **US D466,832 S**

(45) **Date of Patent:** **** Dec. 10, 2002**

(54) **SNOWMOBILE SKI**

(76) Inventor: **Dale D. Cormican**, Rte. 1 Box 153,
Mentor, MN (US) 56736

(**) Term: **14 Years**

(21) Appl. No.: **29/139,157**

(22) Filed: **Mar. 26, 2001**

Related U.S. Application Data

(63) Continuation-in-part of application No. 09/130,892, filed on
Aug. 7, 1998, now Pat. No. 6,331,008.

(51) **LOC (7) Cl.** **12-14**

(52) **U.S. Cl.** **D12/7**

(58) **Field of Search** D12/7; D21/760,
D21/766, 770, 771, 801, 803; 280/25, 26,
28, 809, 16, 602, 845; 180/182, 190, 180,
181, 183-184

(56) **References Cited**

U.S. PATENT DOCUMENTS

- 3,732,939 A * 5/1973 Samson 280/28 X
- D255,893 S * 7/1980 Fritz D12/7
- D256,224 S * 8/1980 Fritz D12/7
- D366,014 S * 1/1996 Lindquist et al. D12/7
- D367,018 S * 2/1996 Bernat D12/7
- D403,988 S * 1/1999 Chapdelaine D12/7

- D408,759 S * 4/1999 Chapdelaine D12/7
- 6,086,101 A * 7/2000 Cormican 280/809
- 6,331,008 B2 * 12/2001 Cormican 280/22

* cited by examiner

Primary Examiner—Stacia Cadmus

(74) *Attorney, Agent, or Firm*—Michael S. Neustel

(57) **CLAIM**

The ornamental design for a snowmobile ski, as shown in
and described.

DESCRIPTION

FIG. 1 is an upper perspective view of a snowmobile ski
showing my new design.

FIG. 2 is a front view of a snowmobile ski showing my new
design.

FIG. 3 is a rear view of a snowmobile ski showing my new
design.

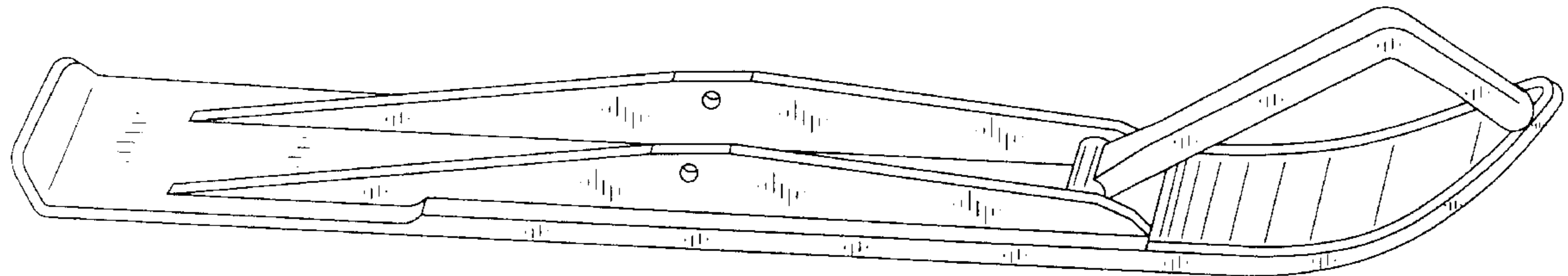
FIG. 4 is a top view of a snowmobile ski showing my new
design.

FIG. 5 is a bottom view of a snowmobile ski showing my
new design.

FIG. 6 is a right side view of a snowmobile ski showing my
new design; and,

FIG. 7 is a left side view of a snowmobile ski showing my
new design.

1 Claim, 3 Drawing Sheets



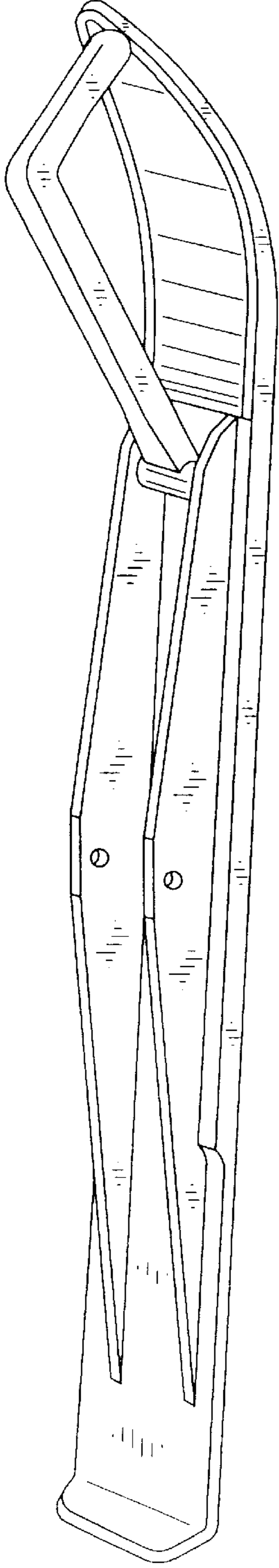


Fig. 1

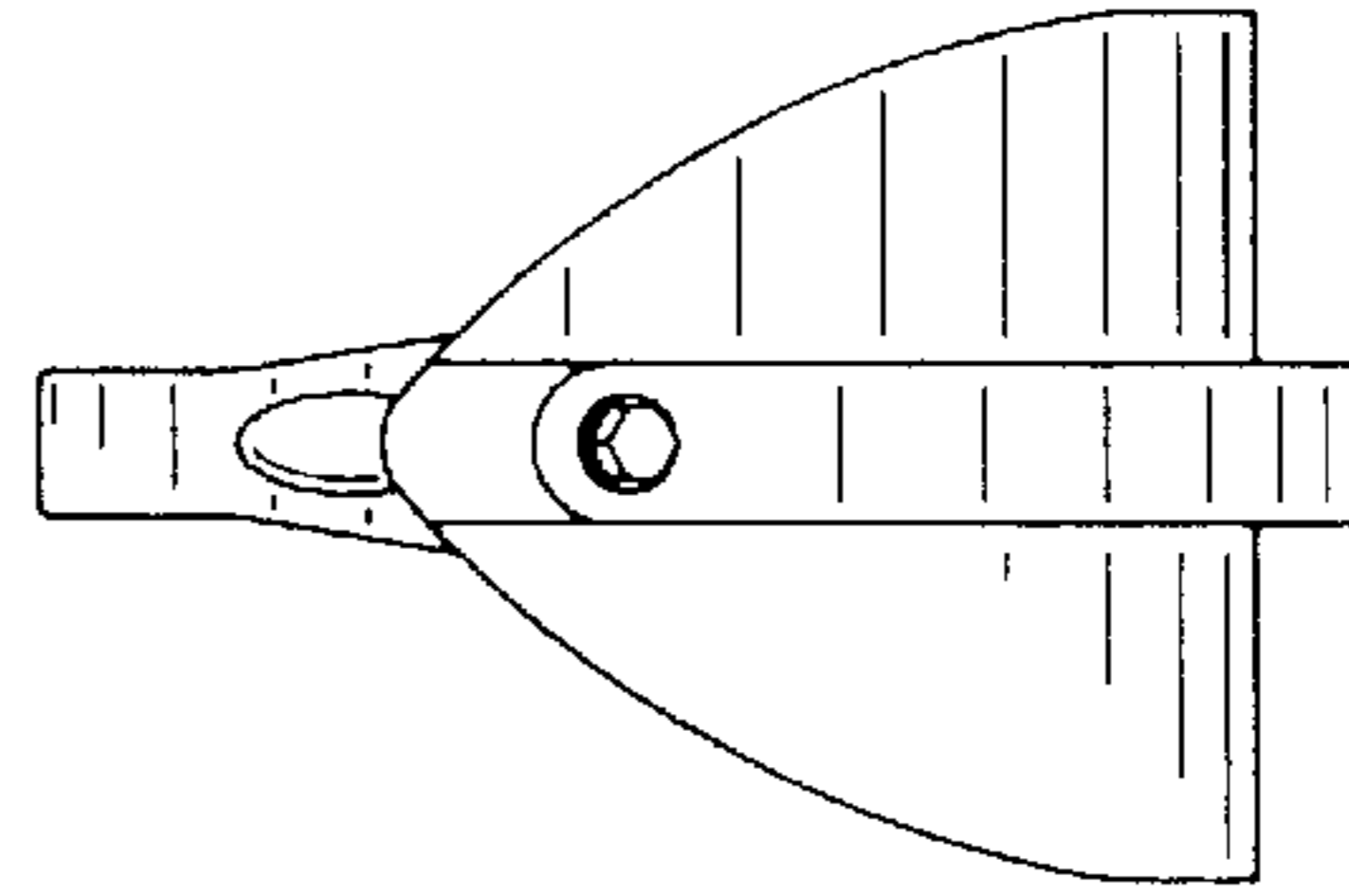


Fig. 2

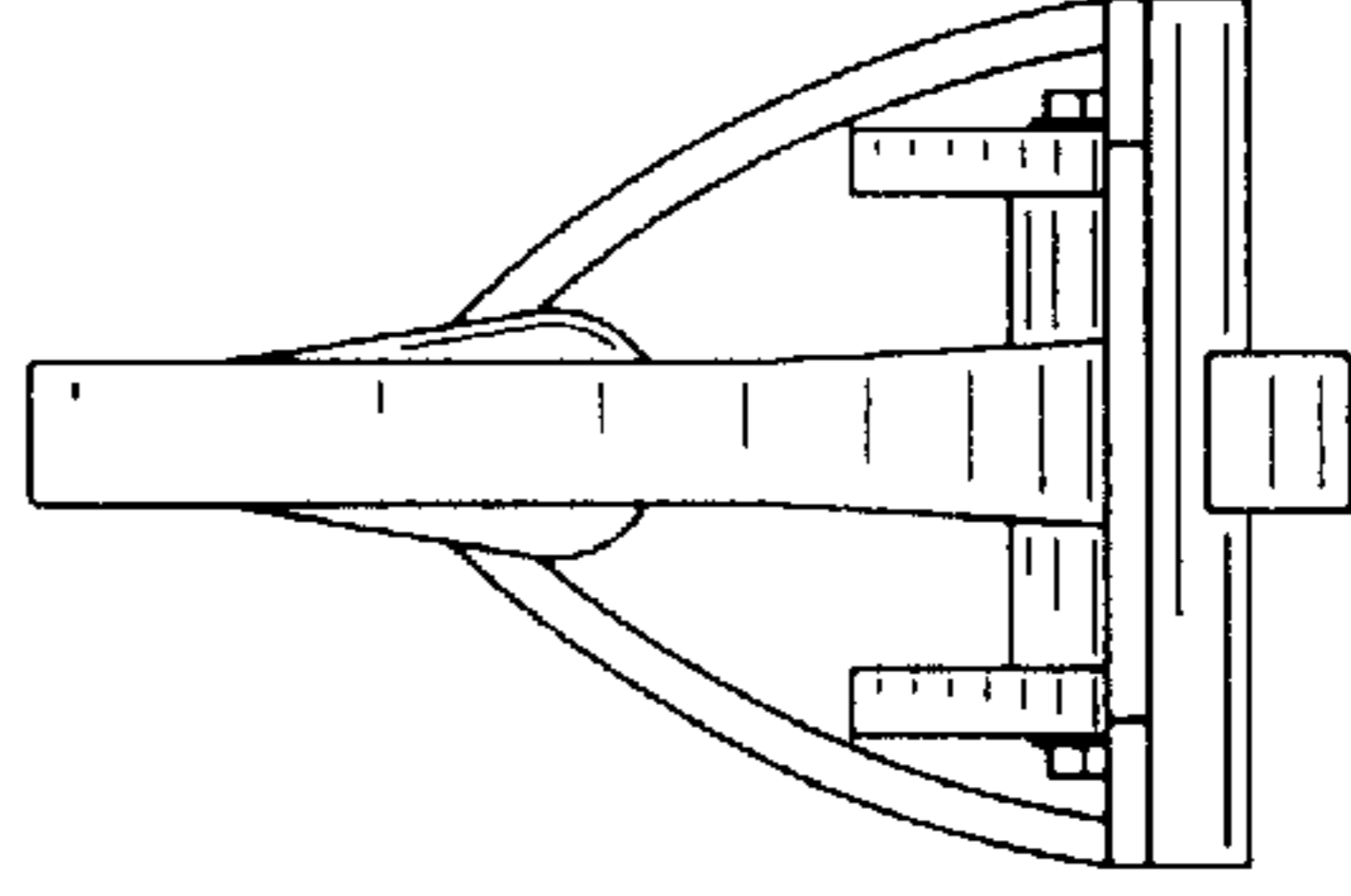


Fig. 3

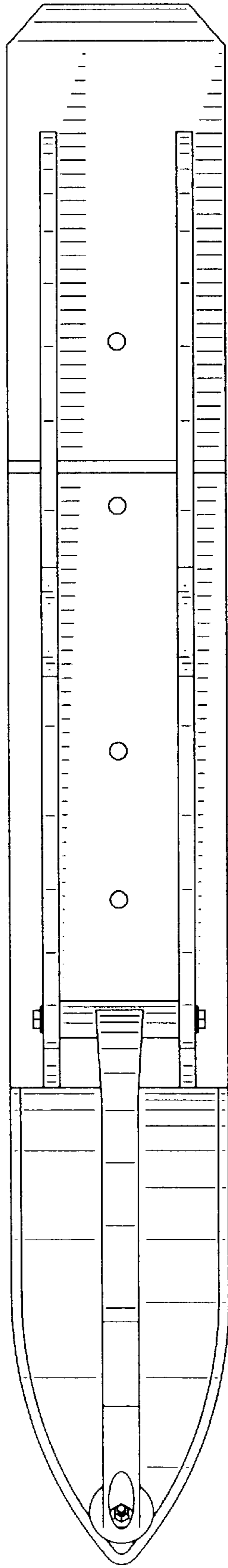


Fig. 4

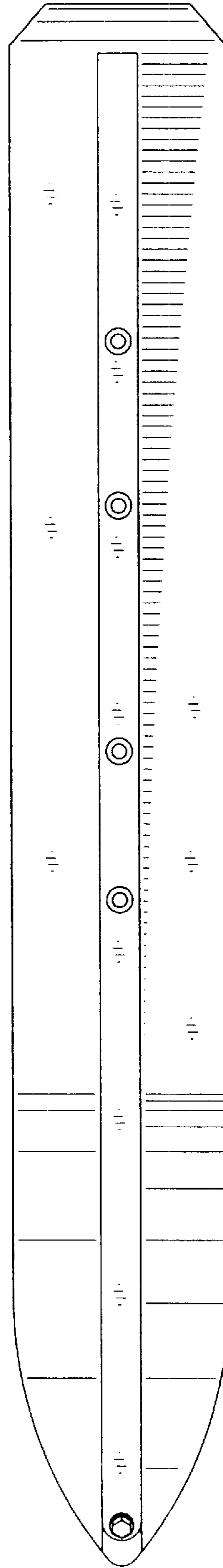


Fig. 5

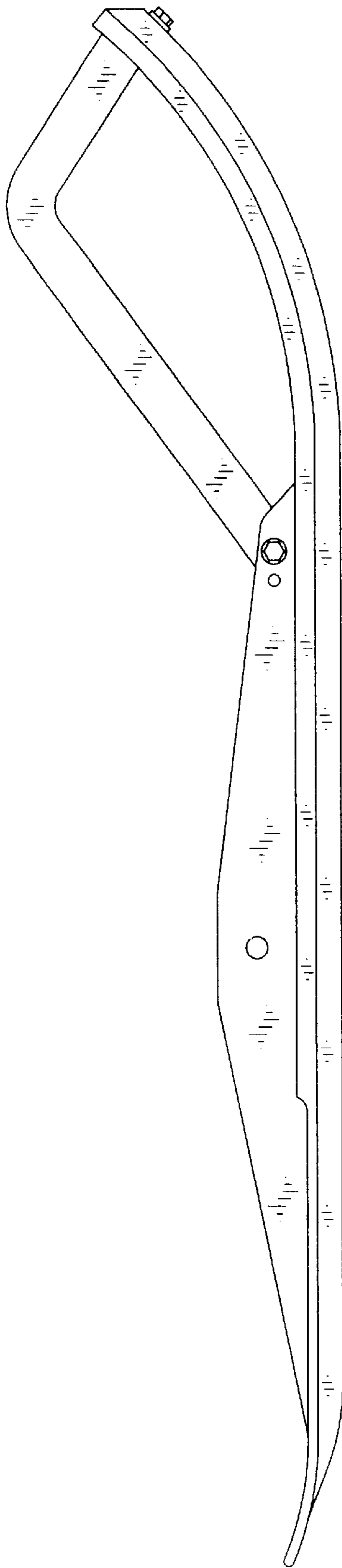


Fig. 6

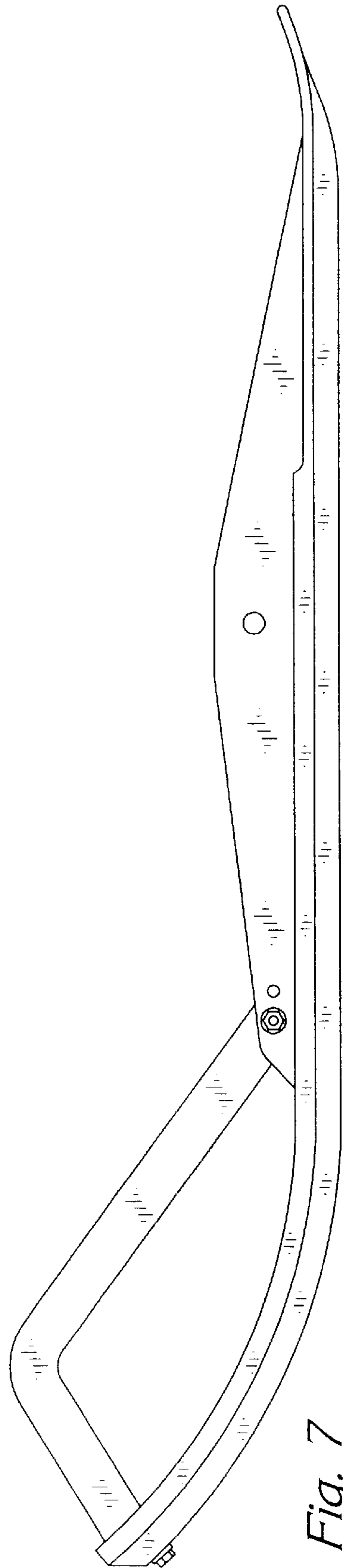


Fig. 7