



US00D466828S

(12) **United States Design Patent**
Pinto

(10) **Patent No.:** **US D466,828 S**

(45) **Date of Patent:** **** Dec. 10, 2002**

(54) **JEWELRY SETTING**

(75) Inventor: **Anthony Pinto**, White Plains, NY (US)

(73) Assignee: **Sandberg & Sikorski Diamond Corp.**,
New York, NY (US)

(**) Term: **14 Years**

(21) Appl. No.: **29/150,774**

(22) Filed: **Nov. 29, 2001**

(51) **LOC (7) Cl.** **11-01**

(52) **U.S. Cl.** **D11/91**

(58) **Field of Search** D11/1, 7, 8, 11,
D11/16, 17, 22, 25, 26, 34-37, 40, 43,
79, 86, 89-92; 63/3, 4, 12-15, 26-27

(56) **References Cited**

U.S. PATENT DOCUMENTS

D114,649 S	*	5/1939	Simon	63/28
2,774,231 A	*	12/1956	Peterson	63/28
2,887,746 A	*	5/1959	Bogoff	164/9
5,099,660 A	*	3/1992	Dostourian	63/28

OTHER PUBLICATIONS

Service Merchandise Catalog 1996-97 p. 19 item 17 and 20.*

Service Merchandise Catalog 1991/92 p. 92 item 12 and 13.*

* cited by examiner

Primary Examiner—Louis S. Zarfaz

Assistant Examiner—Deanne Levy

(74) *Attorney, Agent, or Firm*—Gottlieb, Rackman & Reisman, P.C.

(57) **CLAIM**

The ornamental a jewelry setting, as shown and described.

DESCRIPTION

FIG. 1 is a perspective view of a jewelry setting showing my new design;

FIG. 2 is a top plan view thereof; and,

FIG. 3 is a side elevational view thereof.

The broken line showing of the ring is for illustrative purposes only and forms no part of the claimed design.

1 Claim, 2 Drawing Sheets

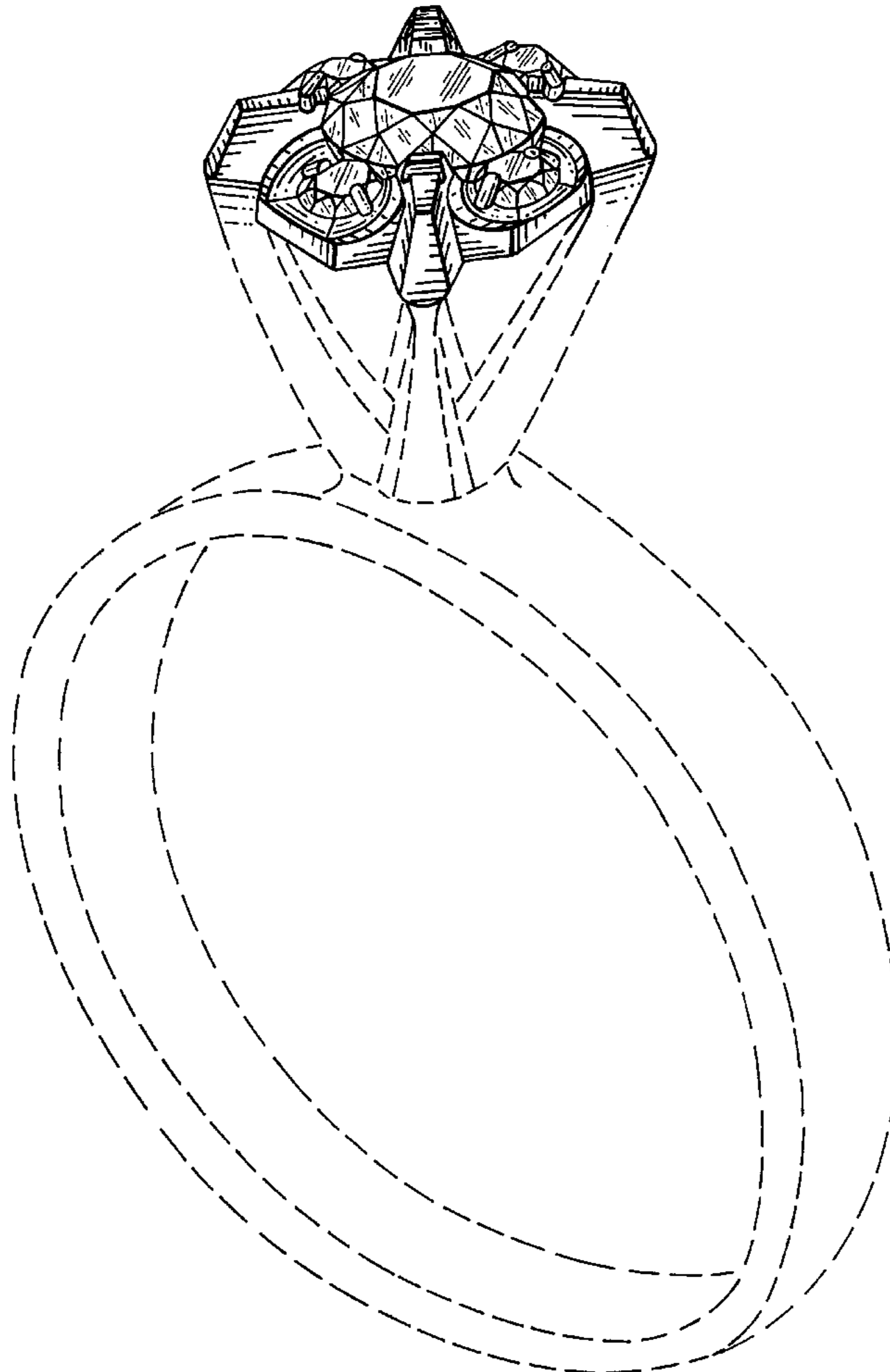


FIG. 1

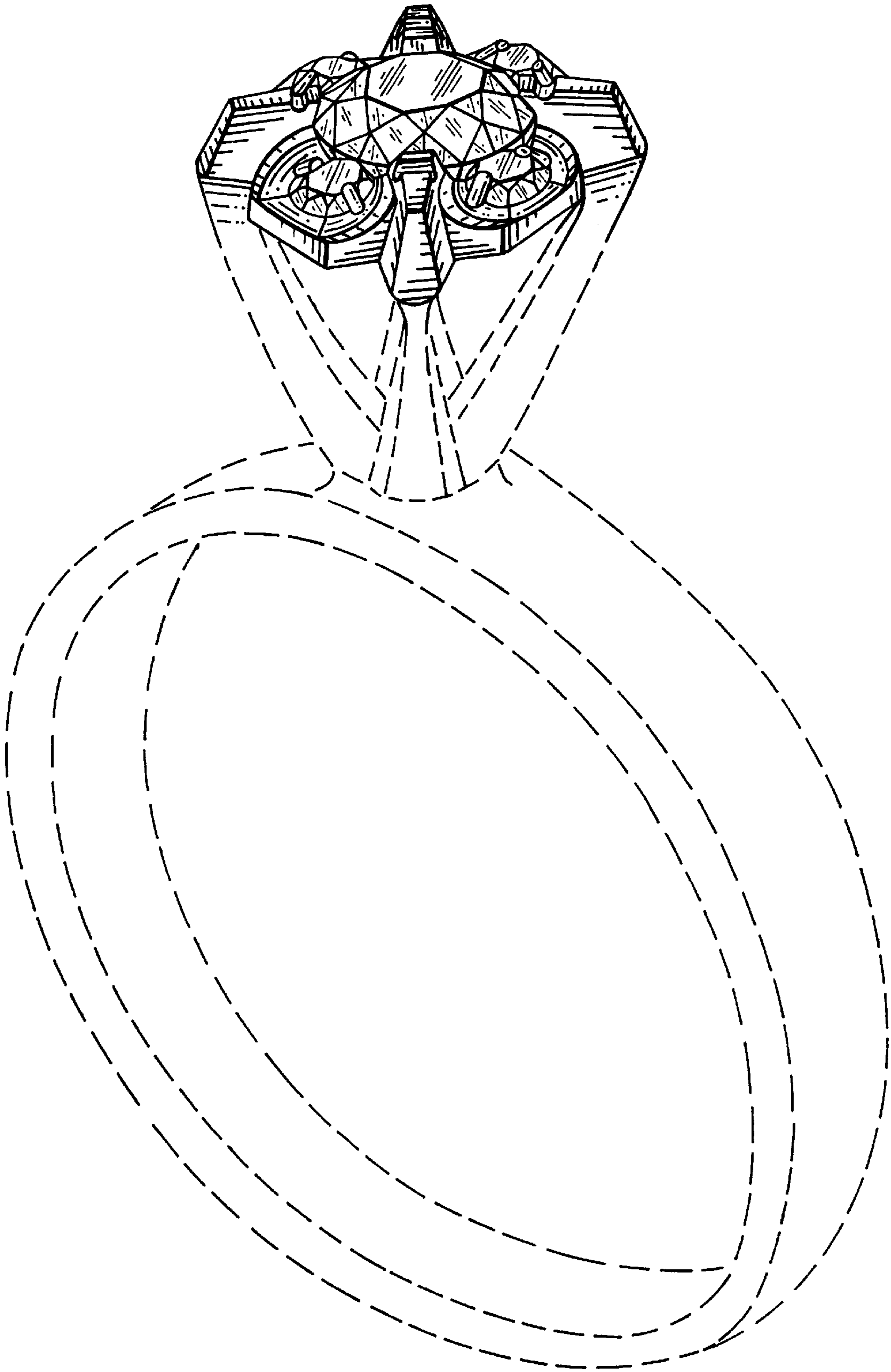


FIG. 2




FIG. 3

