



US00D466820S

(12) **United States Design Patent**
Chan

(10) **Patent No.:** **US D466,820 S**

(45) **Date of Patent:** **** Dec. 10, 2002**

(54) **CLOCK**

(75) **Inventor:** **Man-Yan Chan, Kowloon (HK)**

(73) **Assignee:** **Sunflower Holdings Ltd., Road Town (VG)**

(**) **Term:** **14 Years**

(21) **Appl. No.:** **29/155,072**

(22) **Filed:** **Jan. 29, 2002**

(51) **LOC (7) Cl. 10-01**

(52) **U.S. Cl. D10/1**

(58) **Field of Search D10/1-40, 122-132; 368/276-277, 285, 316-317**

(56) **References Cited**

U.S. PATENT DOCUMENTS

D11,251 S * 6/1879 Unknown Inventor D10/6
D213,843 S * 4/1969 Summers D10/126 X
D235,024 S * 4/1975 Bloom D11/141

3,876,080 A * 4/1975 Hultberg et al. 211/105.5

4,421,421 A * 12/1983 Bradt

D313,757 S * 1/1991 Beebe D10/28

D365,027 S * 12/1995 Kuo D10/1

* cited by examiner

Primary Examiner—Nelson C. Holtje

(74) *Attorney, Agent, or Firm*—Alix, Yale & Ristas, LLP

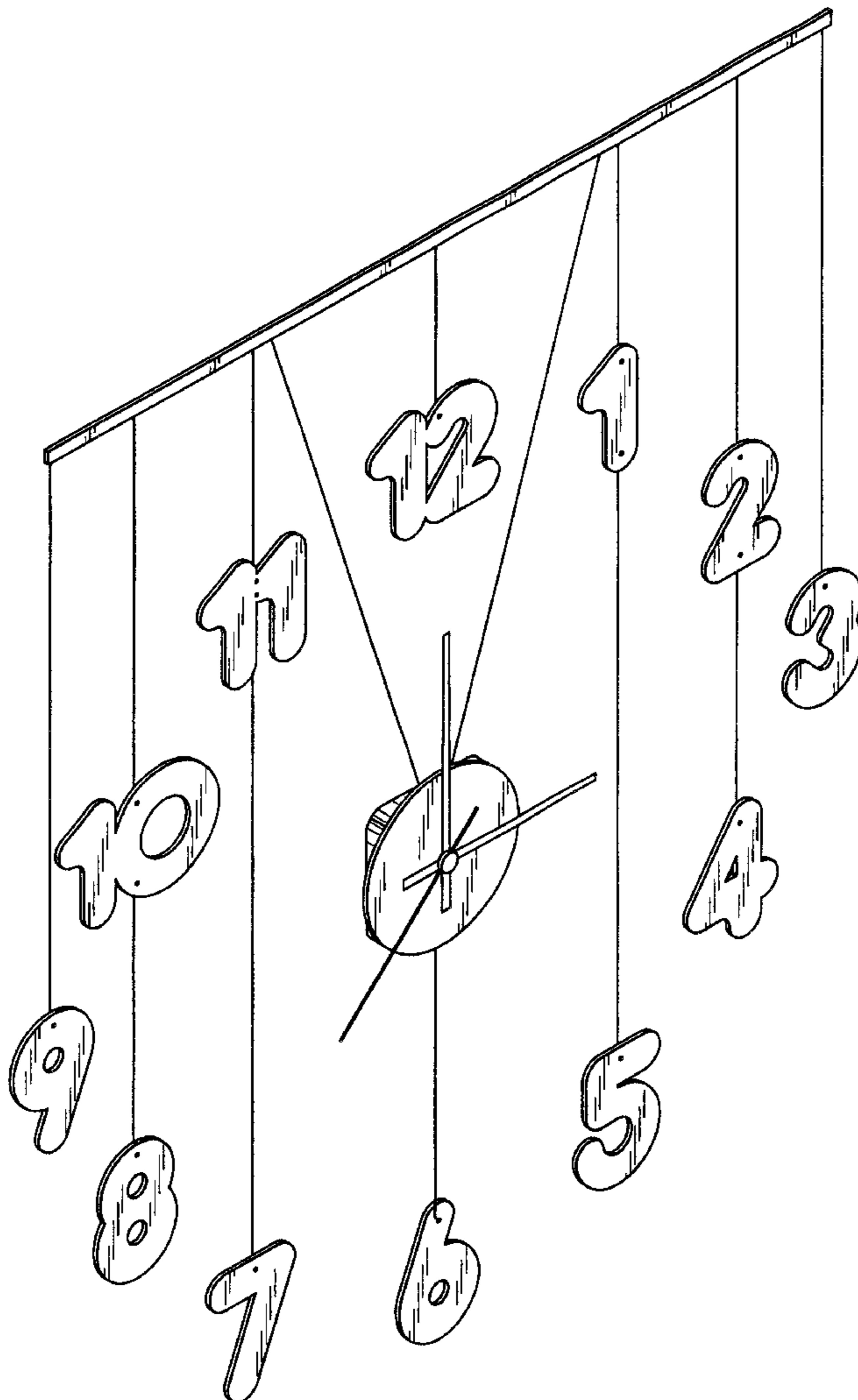
(57) **CLAIM**

The ornamental design for a clock, as shown and described.

DESCRIPTION

FIG. 1 is a perspective view of a clock;
FIG. 2 is a front elevational view thereof;
FIG. 3 is a top plan view thereof; and
FIG. 4 is a rear elevational view thereof;
FIG. 5 is a bottom plan view thereof; and
FIG. 6 is a left side elevational view thereof; and,
FIG. 7 is a right side elevational view thereof.

1 Claim, 4 Drawing Sheets



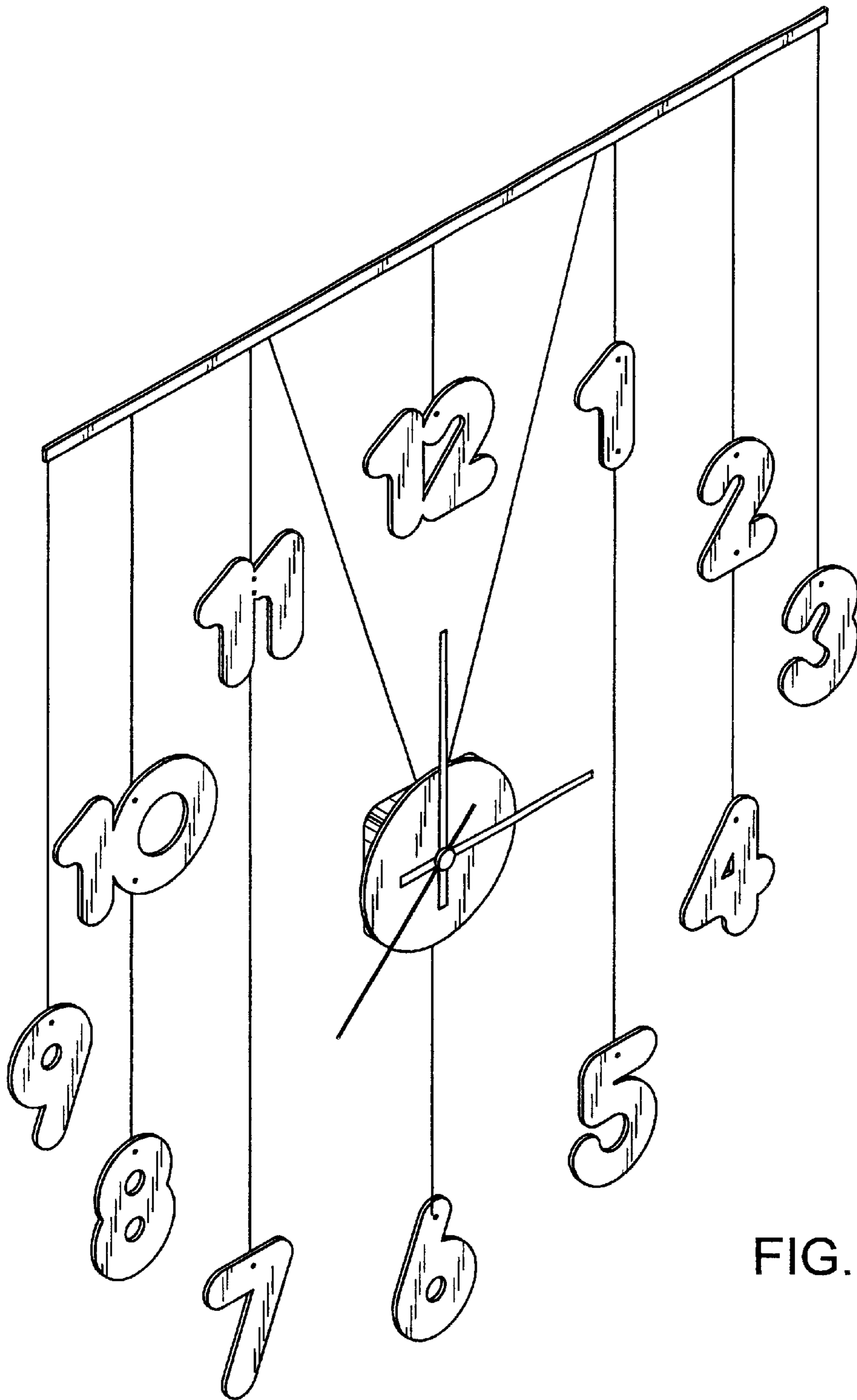


FIG. 1

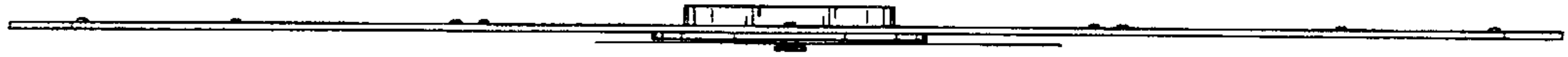


FIG. 3




FIG. 2

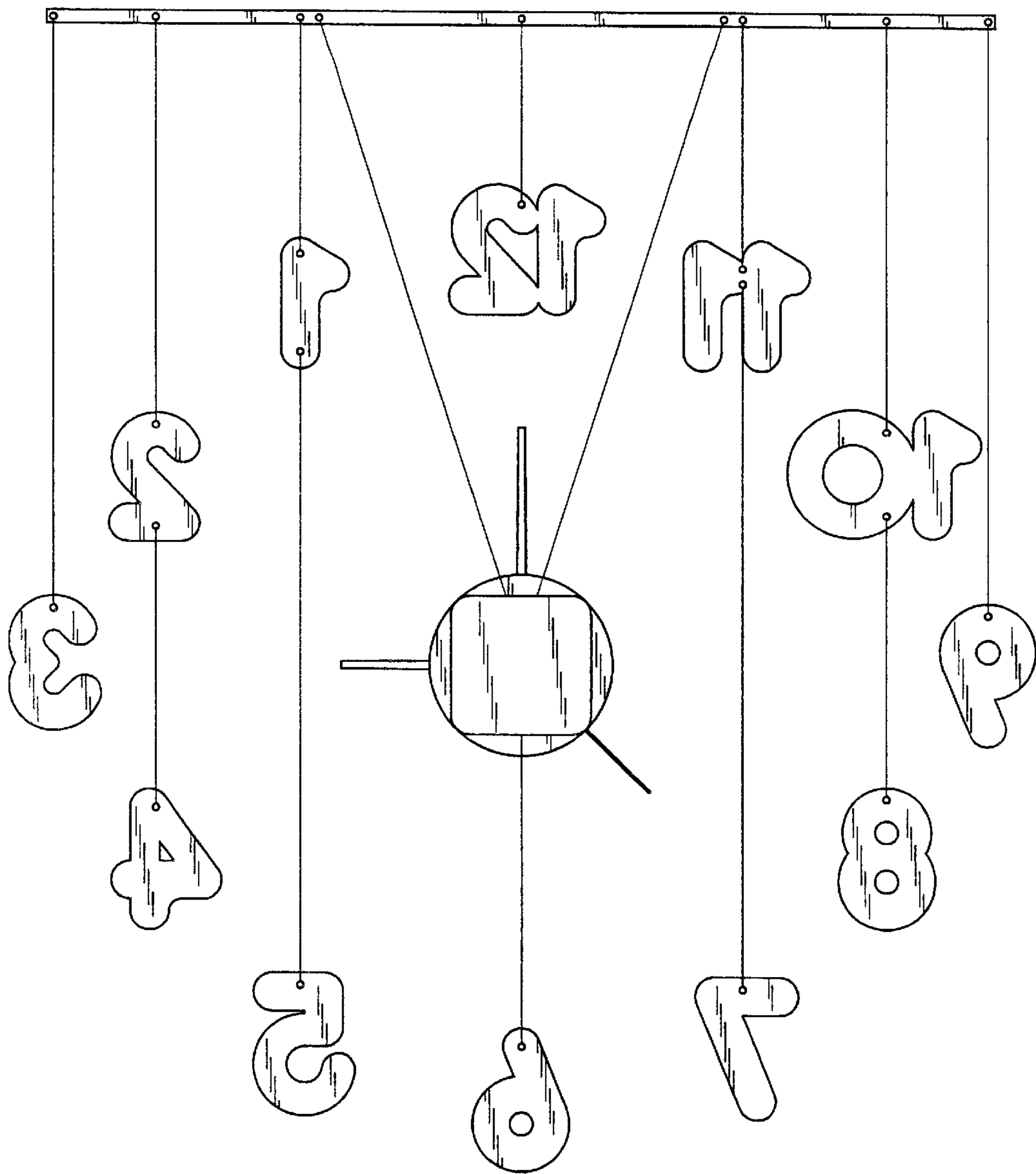


FIG. 4



FIG. 5

FIG. 6



FIG. 7

