



US00D466819S

(12) **United States Design Patent**
Darr et al.

(10) **Patent No.: US D466,819 S**

(45) **Date of Patent: ** Dec. 10, 2002**

(54) **BOTTLE BODY PORTION**

(75) Inventors: **Richard C. Darr**, Medina, OH (US);
Greg N. Dean, Canton, MI (US); **Marc**
A. Pedmo, Litchfield, OH (US); **James**
C. Dorn, Norton, OH (US)

(73) Assignee: **Plastipak Packaging, Inc.**, Plymouth,
MI (US)

(**) Term: **14 Years**

(21) Appl. No.: **29/157,495**

(22) Filed: **Mar. 20, 2002**

Related U.S. Application Data

(62) Division of application No. 29/134,663, filed on Dec. 27,
2000.

(51) **LOC (7) Cl.** **09-01**

(52) **U.S. Cl.** **D9/559; D9/516; D9/556;**
D9/564; D9/574; D9/551

(58) **Field of Search** **D9/502-504, 516,**
D9/520, 530, 537, 538, 539, 541, 542,
551, 556, 557, 558, 559, 564, 570, 572,
573, 574; 215/381-385, 396, 398

(56) **References Cited**

U.S. PATENT DOCUMENTS

D31,126 S * 7/1899 Henius D9/546
D39,251 S * 4/1908 Ball D9/546
D70,732 S * 8/1926 Dengler et al. D9/556

D95,590 S * 5/1935 Kessler D9/548
D208,379 S * 8/1967 Schnur et al. D9/559
D251,110 S * 2/1979 Braun D9/551
D264,437 S * 5/1982 Pettengill D9/545
D294,462 S * 3/1988 Ota et al. D9/556
4,877,141 A * 10/1989 Hayashi et al. 215/381
D328,423 S * 8/1992 DeGaetano D9/556
D331,017 S * 11/1992 Chan D9/560
D359,449 S * 6/1995 Ota et al. D9/434
D382,799 S * 8/1997 Darr D9/434
D423,365 S * 4/2000 Eberle et al. D9/538
D433,946 S * 11/2000 Rollend et al. D9/538
D446,458 S * 8/2001 Gans D9/538
D450,581 S * 11/2001 Lichtman et al. D9/434

* cited by examiner

Primary Examiner—Ted Shooman

Assistant Examiner—Carol Rademaker

(74) *Attorney, Agent, or Firm*—Rader, Fishman & Grauer
PLLC

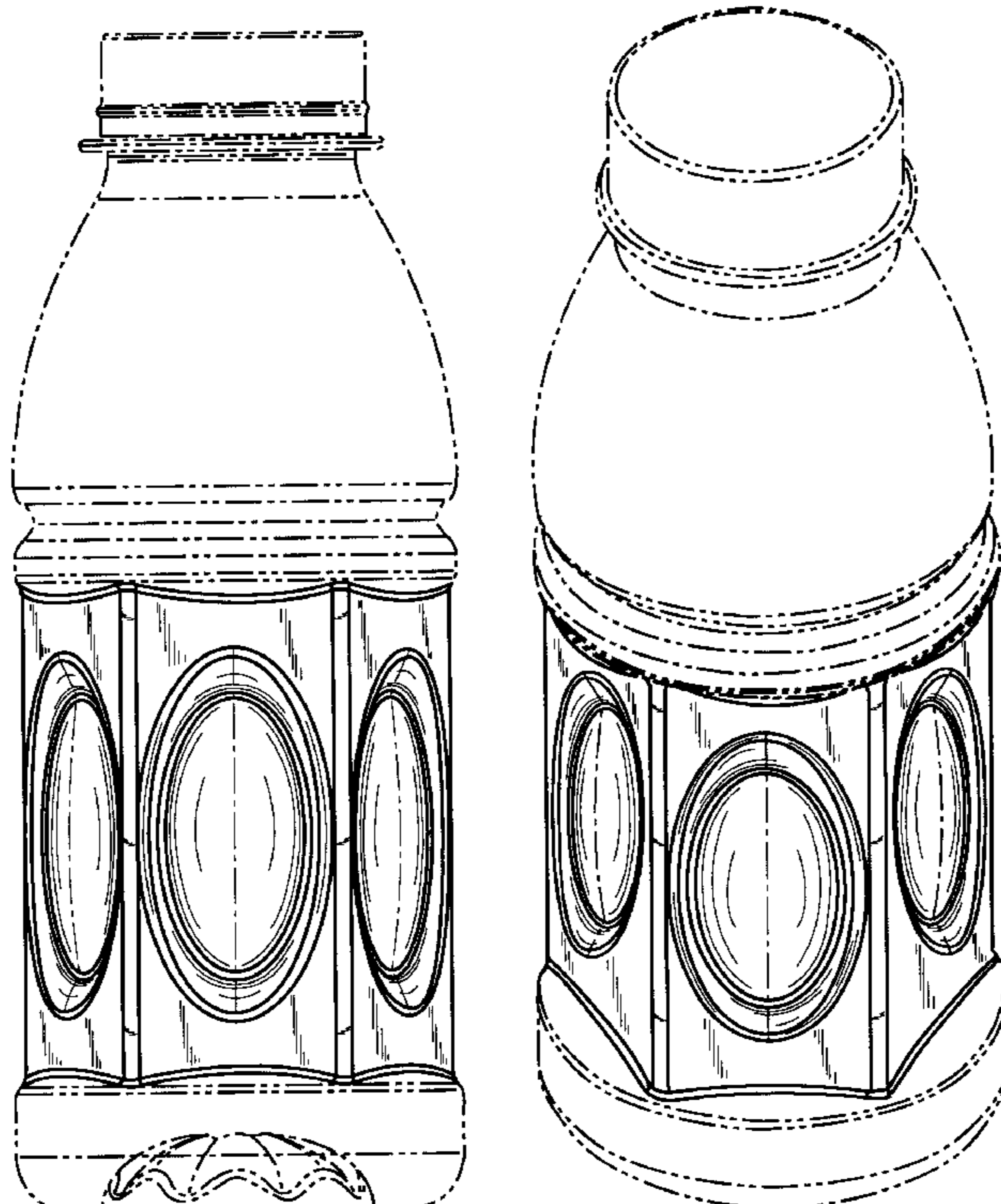
(57) **CLAIM**

The ornamental design for a bottle body portion, as shown
and described.

DESCRIPTION

FIG. 1 is a front elevation view of the bottle body portion,
the rear view being identical; and,
FIG. 2 is a front perspective view of of the bottle body
portion of FIG. 1 looking downwardly from above.
The phantom line disclosure of the bottle is for for illustra-
tive purposes only and forms no part of the claimed design.

1 Claim, 2 Drawing Sheets



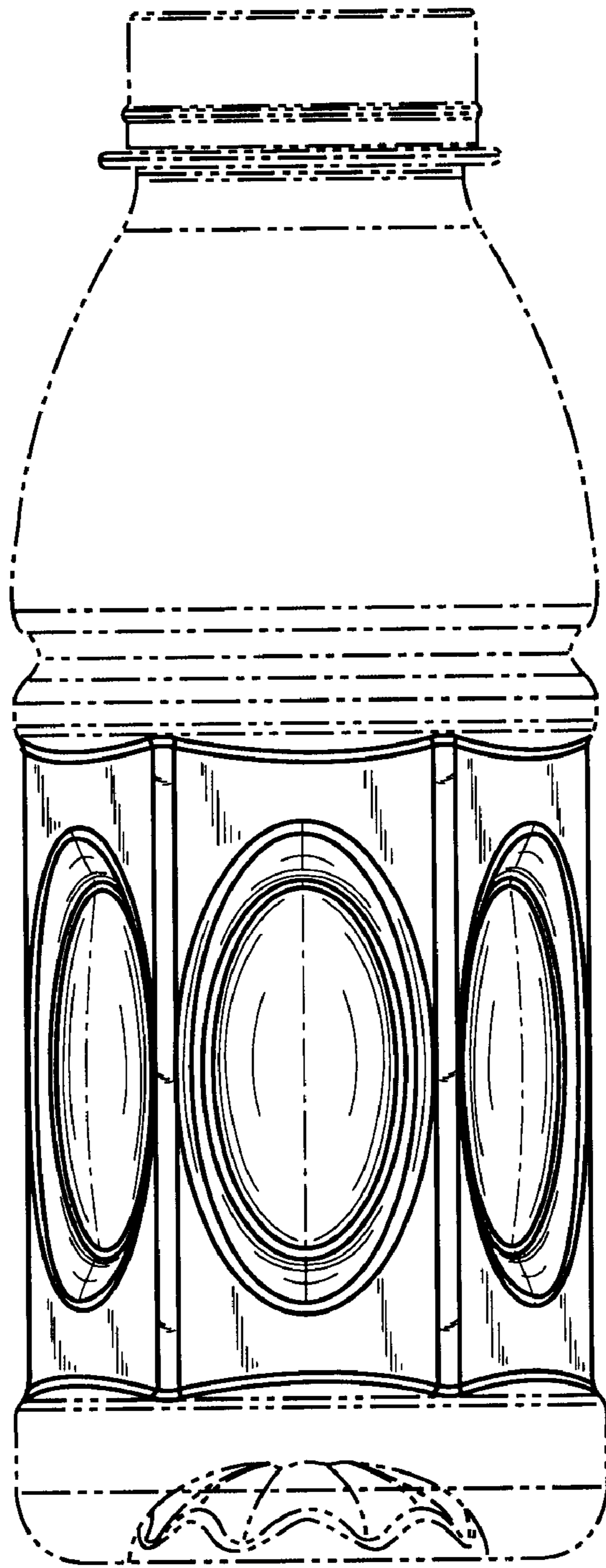


Fig. 1

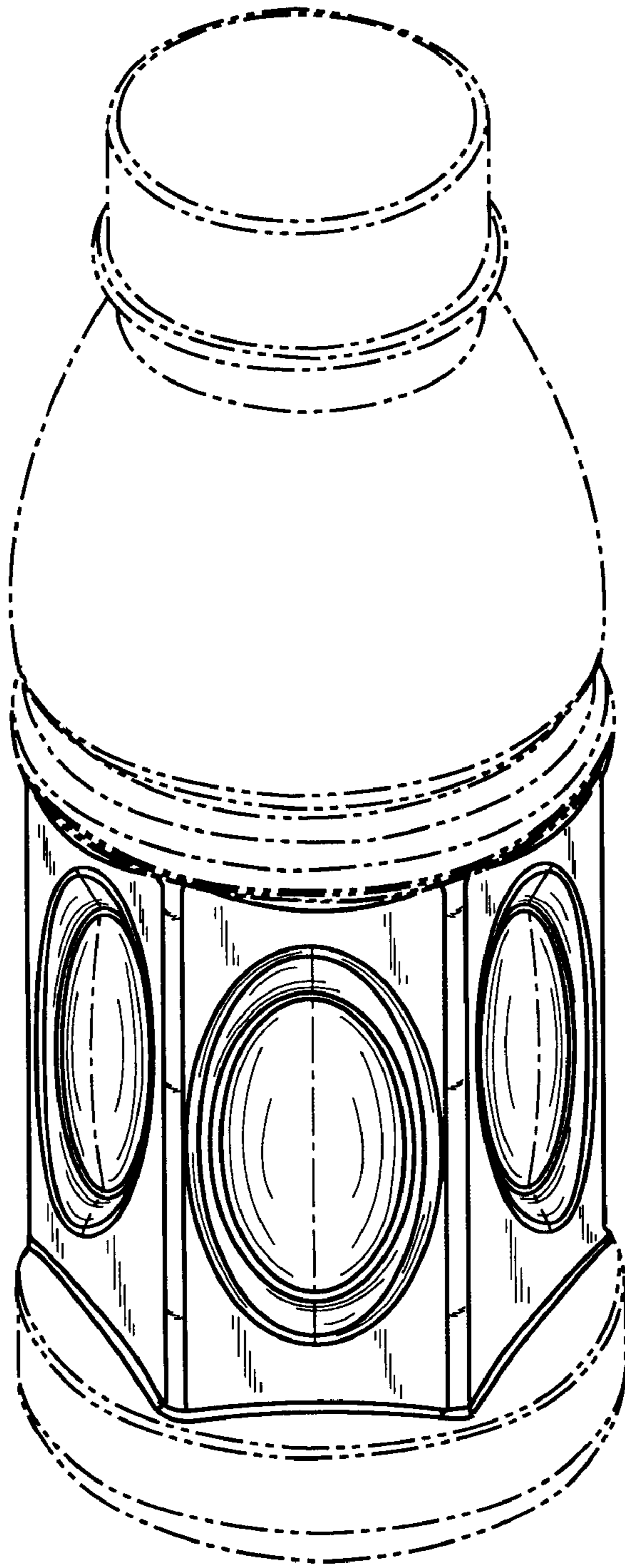


Fig. 2