



US00D466806S

(12) **United States Design Patent**
Chan

(10) **Patent No.:** **US D466,806 S**

(45) **Date of Patent:** **** Dec. 10, 2002**

(54) **WATCH BOX**

(76) Inventor: **Yam W Chan**, Unit 9B, 5/F, Well Fung Industrial Center, 58-76 Ta Chuen Ping Street, Kwai Chung (HK)

(**) Term: **14 Years**

(21) Appl. No.: **29/139,773**

(22) Filed: **Apr. 4, 2001**

(30) **Foreign Application Priority Data**

Nov. 2, 2000 (HK) 0011604

(51) **LOC (7) Cl.** **09-03**

(52) **U.S. Cl.** **D9/424; D9/423; D9/426; D9/415; D9/422**

(58) **Field of Search** D9/430, 428, 422, D9/423, 424, 337, 418, 426; 206/301, 18, 6.1, 581, 823, 566, 457; 224/903; 226/252, 253; D3/201, 903; 229/116.1

(56) **References Cited**

U.S. PATENT DOCUMENTS

- 3,365,056 A * 1/1968 Mandel 206/301
- 3,918,577 A * 11/1975 Horzick 206/301
- D369,103 S * 4/1996 Plassier D9/418
- 5,547,076 A * 8/1996 Doi et al. 206/301

- D373,725 S * 9/1996 Wel D9/418
- D439,158 S * 3/2001 Forakis D9/424

* cited by examiner

Primary Examiner—Prabhakar Deshmukh
(74) *Attorney, Agent, or Firm*—Intellectual Property Law Group LLP; Otto O. Lee; Takashi Hashimoto

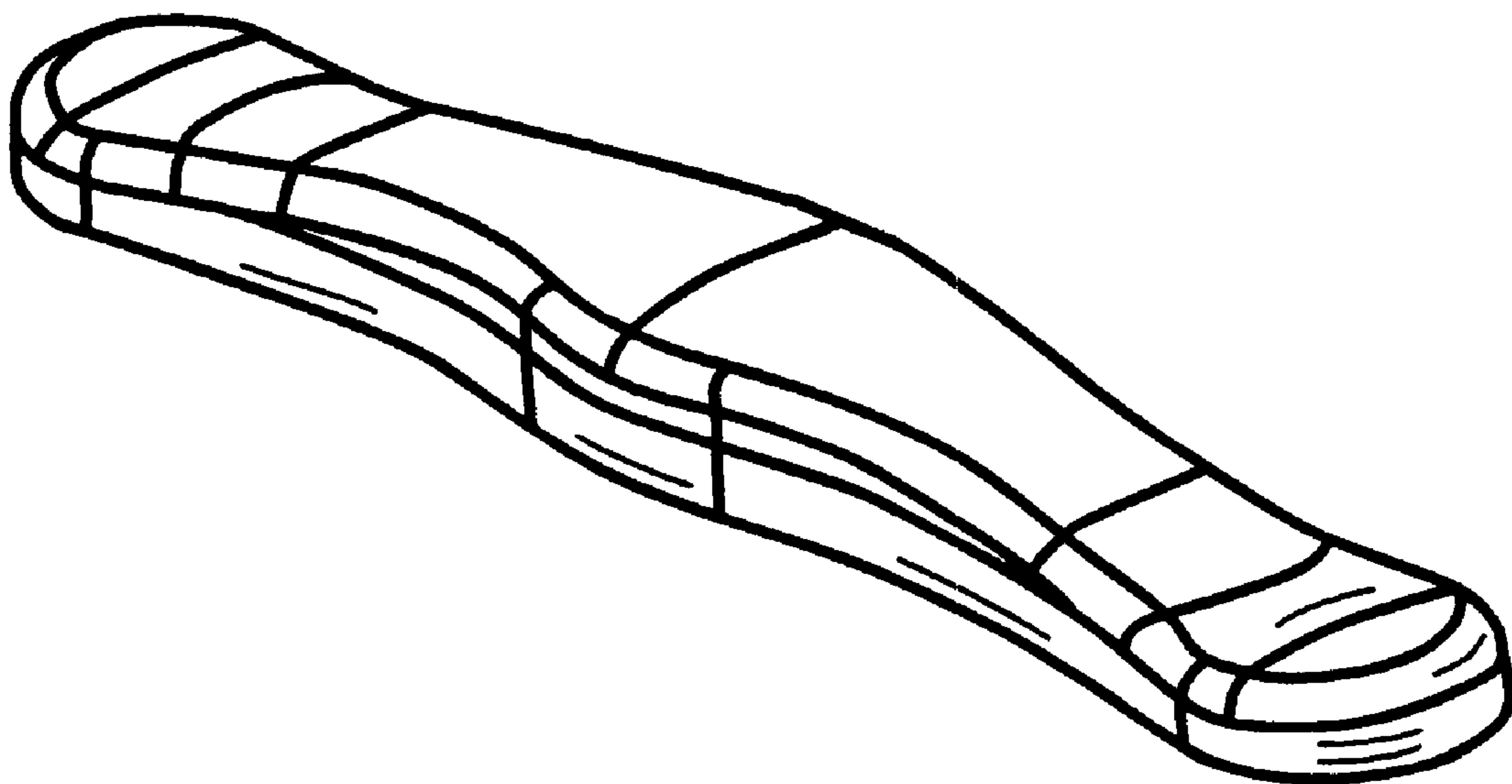
(57) **CLAIM**

The ornamental design for a watch box, as shown and described.

DESCRIPTION

FIG. 1 is the top view of a watch box embodying my design.
 FIG. 2 is the bottom view of a watch box embodying my design.
 FIG. 3 is the front elevational view of a watch box embodying my design.
 FIG. 4 is the rear elevational view of a watch box embodying my design.
 FIG. 5 is the right side view of a watch box embodying my design.
 FIG. 6 is the left side view of a watch box embodying my design; and,
 FIG. 7 is the perspective view of a watch box embodying my design.
 FIGS. 3 and 4 are drawn in enlarged scale.

1 Claim, 2 Drawing Sheets



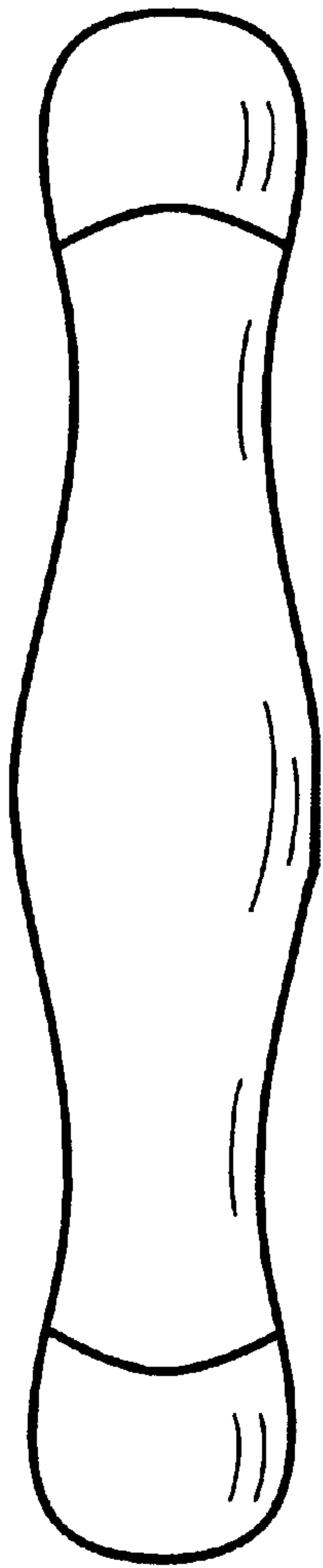


FIG. 1




FIG. 2

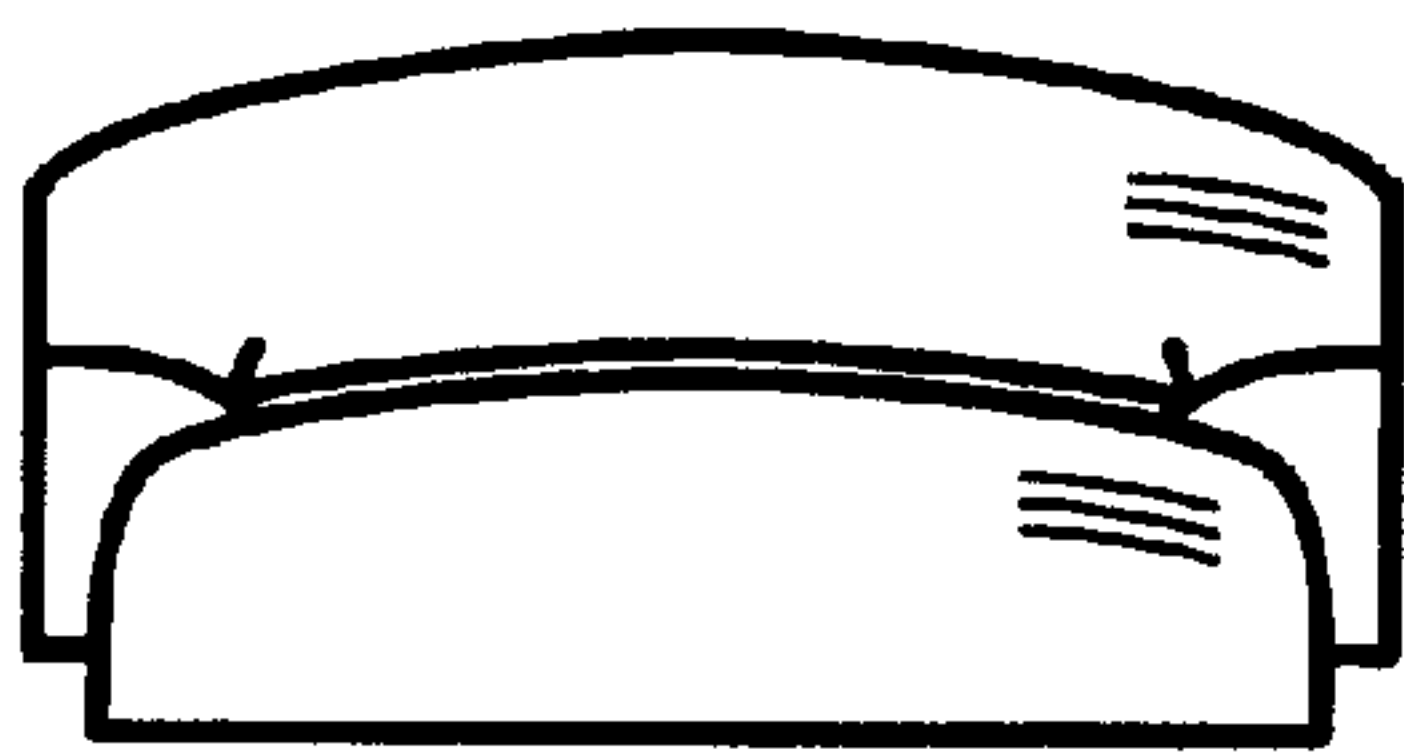


FIG. 3

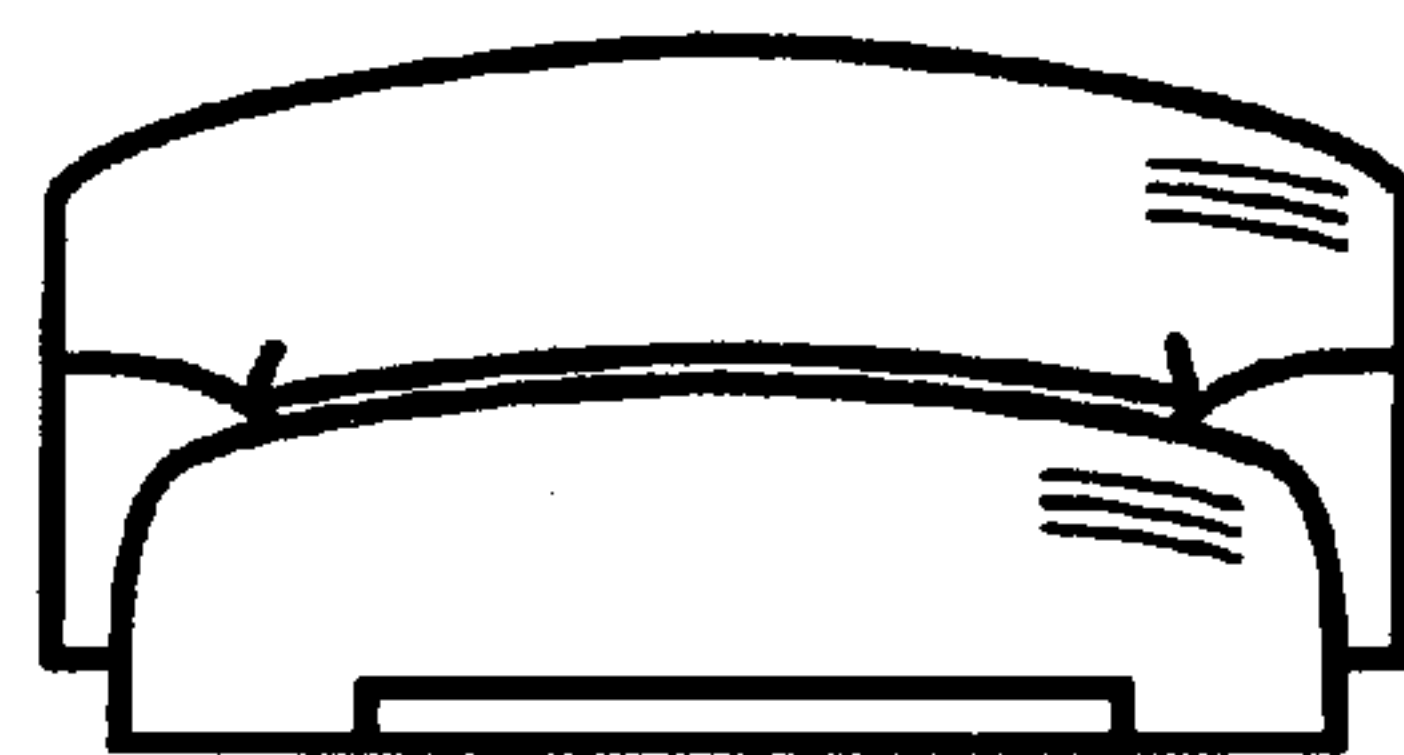


FIG. 4




FIG. 5

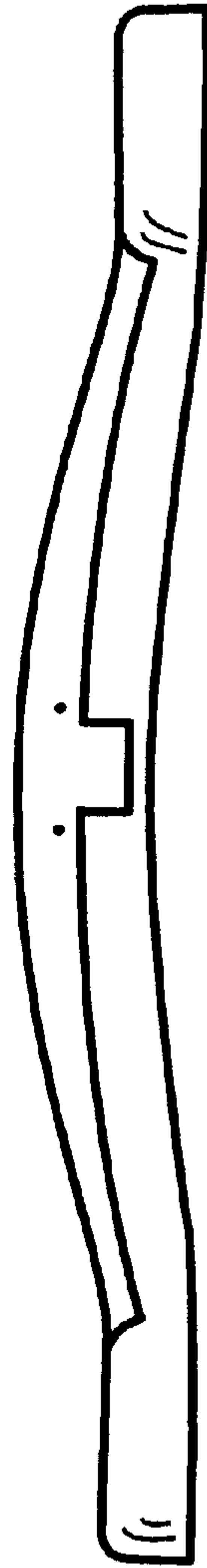


FIG. 6

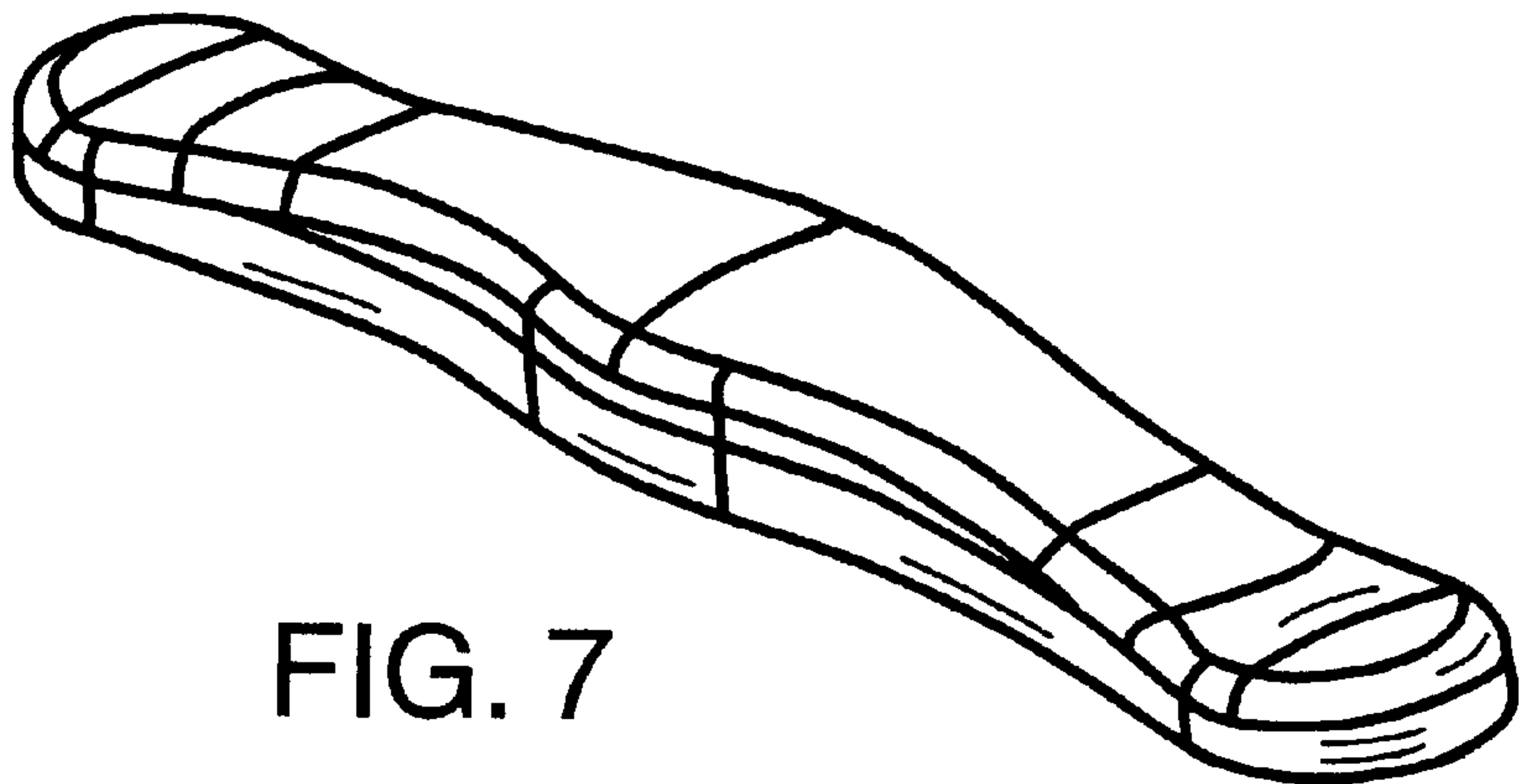


FIG. 7