



US00D466795S

(12) **United States Design Patent**
Dvorak

(10) **Patent No.:** **US D466,795 S**

(45) **Date of Patent:** **** Dec. 10, 2002**

(54) **UTILITY CLEAT**

(76) **Inventor:** **Ryan T. Dvorak**, 3670 N. Moorpark Rd., Thousand Oaks, CA (US) 91360

(**) **Term:** **14 Years**

(21) **Appl. No.:** **29/132,959**

(22) **Filed:** **Nov. 17, 2000**

(51) **LOC (7) Cl.** **08-05**

(52) **U.S. Cl.** **D8/367**

(58) **Field of Search** 114/218, 230.26, 114/243, 364; D8/367; D12/168, 317; 24/130, 115 R, 129 R; 248/309.1, 309.2, 309.3

(56) **References Cited**

U.S. PATENT DOCUMENTS

533,760 A 2/1895 Vachon
2,136,014 A 11/1938 McDonald

2,386,836 A 10/1945 Blagen
3,465,391 A * 9/1969 Armstrong 24/130
3,715,782 A * 2/1973 Newell 114/218
5,307,751 A * 5/1994 Shell 114/218
5,477,800 A * 12/1995 Lawrence 114/218

* cited by examiner

Primary Examiner—Pamela Burgess

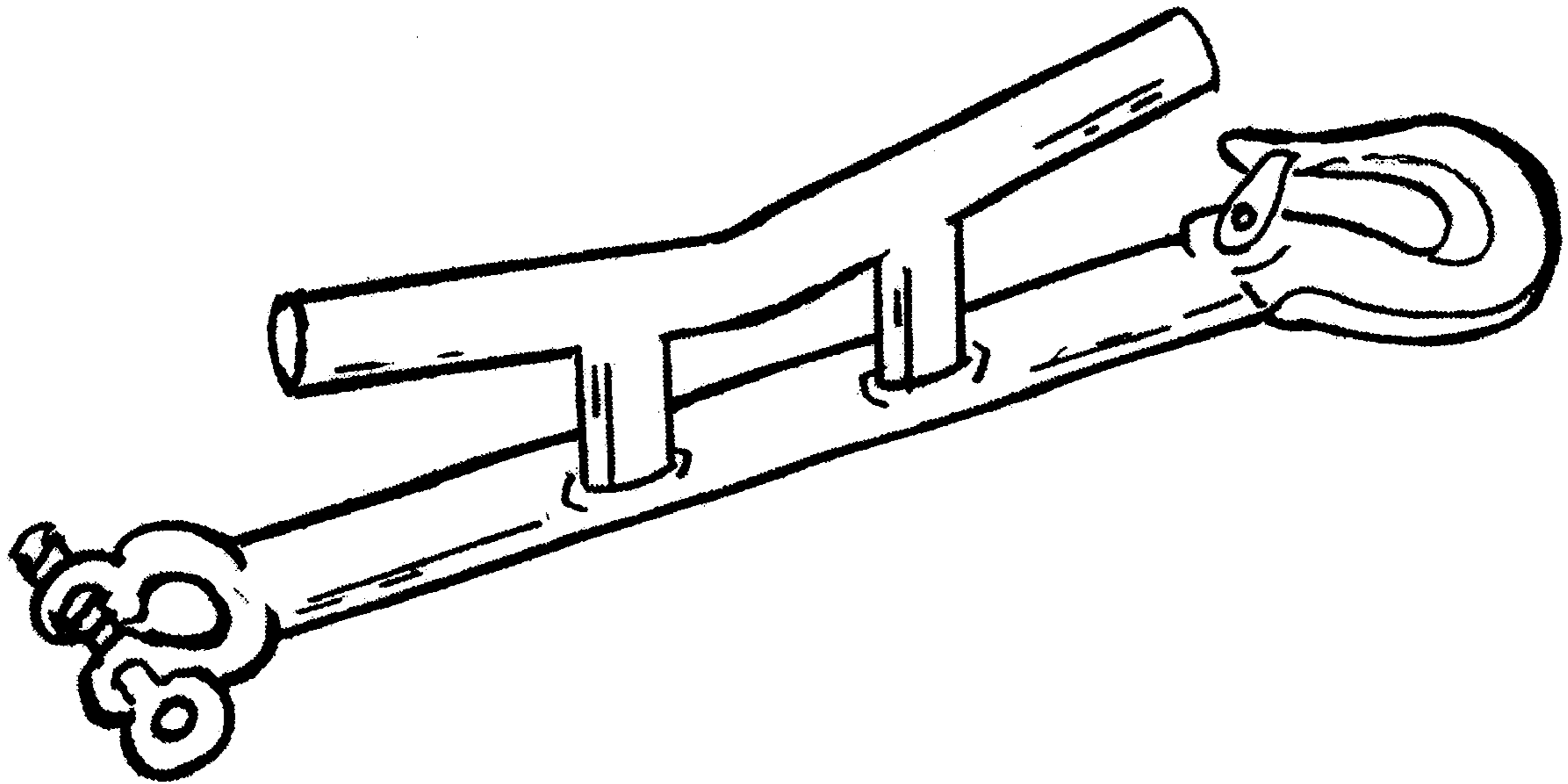
(57) **CLAIM**

The ornamental design for a utility cleat, as shown.

DESCRIPTION

FIG. 1 is a top perspective view of a utility cleat, showing my new design;
FIG. 2 is a top perspective view of a second embodiment of a utility cleat, showing my new design;
FIG. 3 is a side elevational view of FIG. 1 thereof; and,
FIG. 4 is a side elevational view of FIG. 2 thereof.

1 Claim, 2 Drawing Sheets



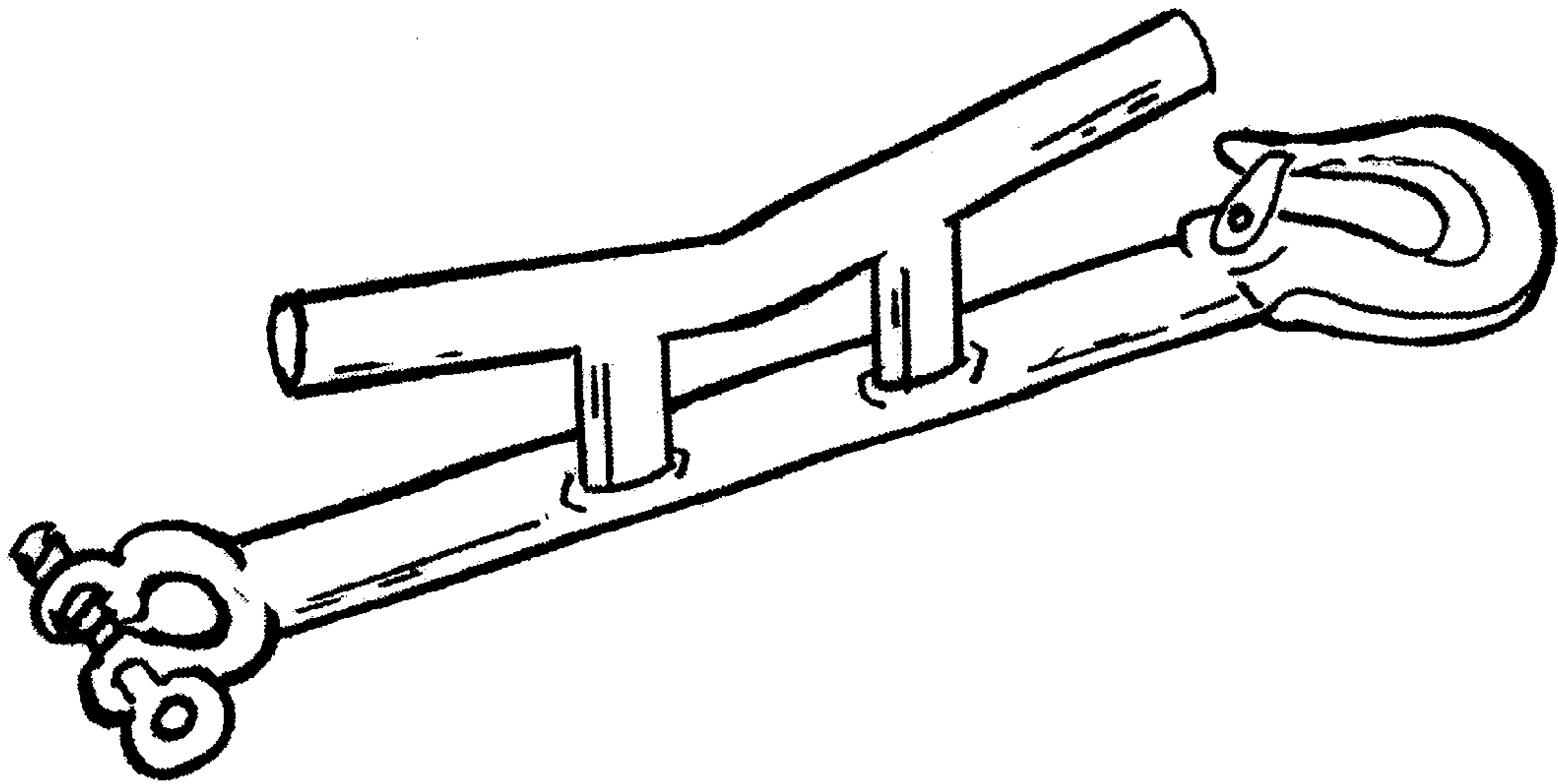


Figure 1

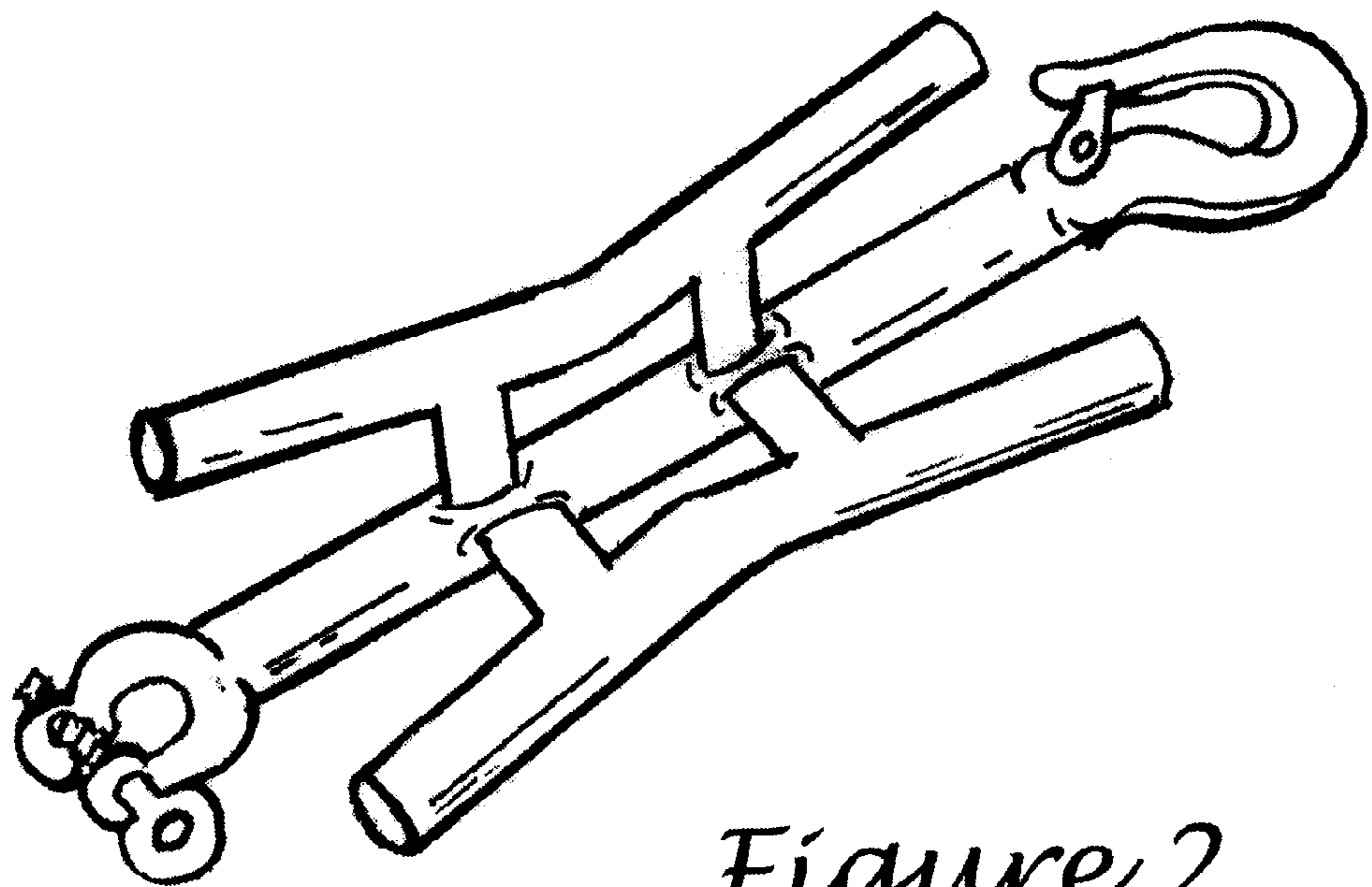


Figure 2

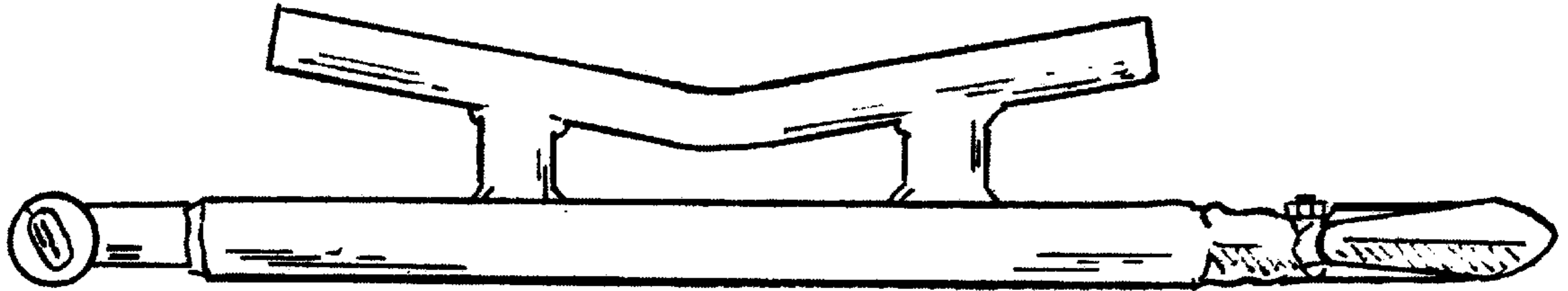


Figure 3

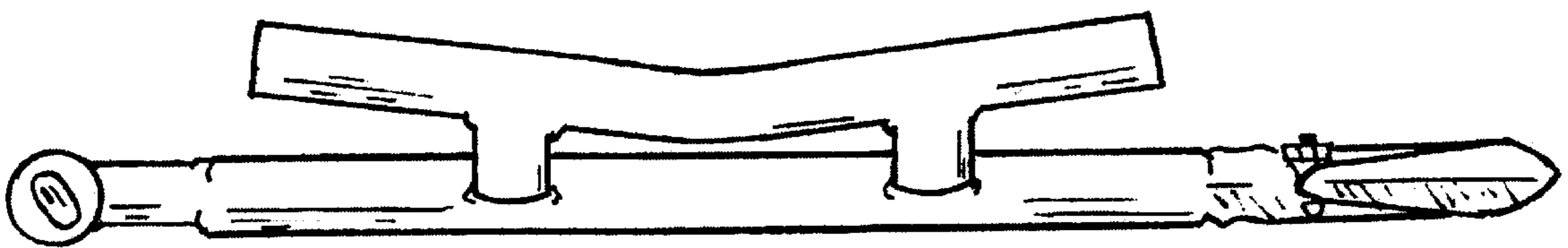


Figure 4