



US00D466791S

(12) **United States Design Patent**
Kelleghan

(10) **Patent No.:** **US D466,791 S**

(45) **Date of Patent:** **** Dec. 10, 2002**

(54) **QUESTION MARK SHAPED CARABINER**

(75) **Inventor:** **Brian James Kelleghan**, Longmont,
CO (US)

(73) **Assignee:** **Bison Designs, L.L.C.**, Longmont, CO
(US)

(**) **Term:** **14 Years**

(21) **Appl. No.:** **29/155,256**

(22) **Filed:** **Feb. 5, 2002**

(51) **LOC (7) Cl.** **08-05**

(52) **U.S. Cl.** **D8/356**

(58) **Field of Search** D8/333, 356, 367,
D8/370, 382; D11/48, 99; 24/115 R, 582.13,
583.1, 583.11, 587.1, 588.11, 594.11, 598.1,
598.2, 599.1, 599.2, 599.5, 599.6, 599.7,
599.8, 599.9, 600.1, 600.3, 600.9; 248/925;
294/82.1, 82.14; 411/400

(56) **References Cited**

U.S. PATENT DOCUMENTS

997,630 A	7/1911	Lozenski	
D55,819 S	7/1920	Roebuck	
D120,174 S	* 4/1940	Silson	D11/48
2,513,256 A	* 6/1950	Sonnenburg	24/599.7
D244,585 S	6/1977	Jonsson	
4,073,042 A	2/1978	Miller	
D253,393 S	* 11/1979	Evans	D8/382
D271,465 S	11/1983	Boissonnet	
D272,717 S	* 2/1984	Faidide	D8/367
D273,273 S	* 4/1984	Faidide	D8/367
5,329,675 A	7/1994	McLean et al.	
5,463,798 A	11/1995	Wurzer	

D391,473 S	*	3/1998	Striebel	D8/367
5,878,834 A		3/1999	Brainerd et al.		
5,913,479 A	*	6/1999	Westwood, III	24/600.9
D455,642 S		10/2000	Kelleghan		

OTHER PUBLICATIONS

U.S. patent application Ser. No. 29/155,260, Kelleghan, filed Feb. 5, 2002.

* cited by examiner

Primary Examiner—Doris V. Coles

Assistant Examiner—Elizabeth A. Albert

(74) *Attorney, Agent, or Firm*—Rick Martin; Patent Law Offices of Rick Martin, PC

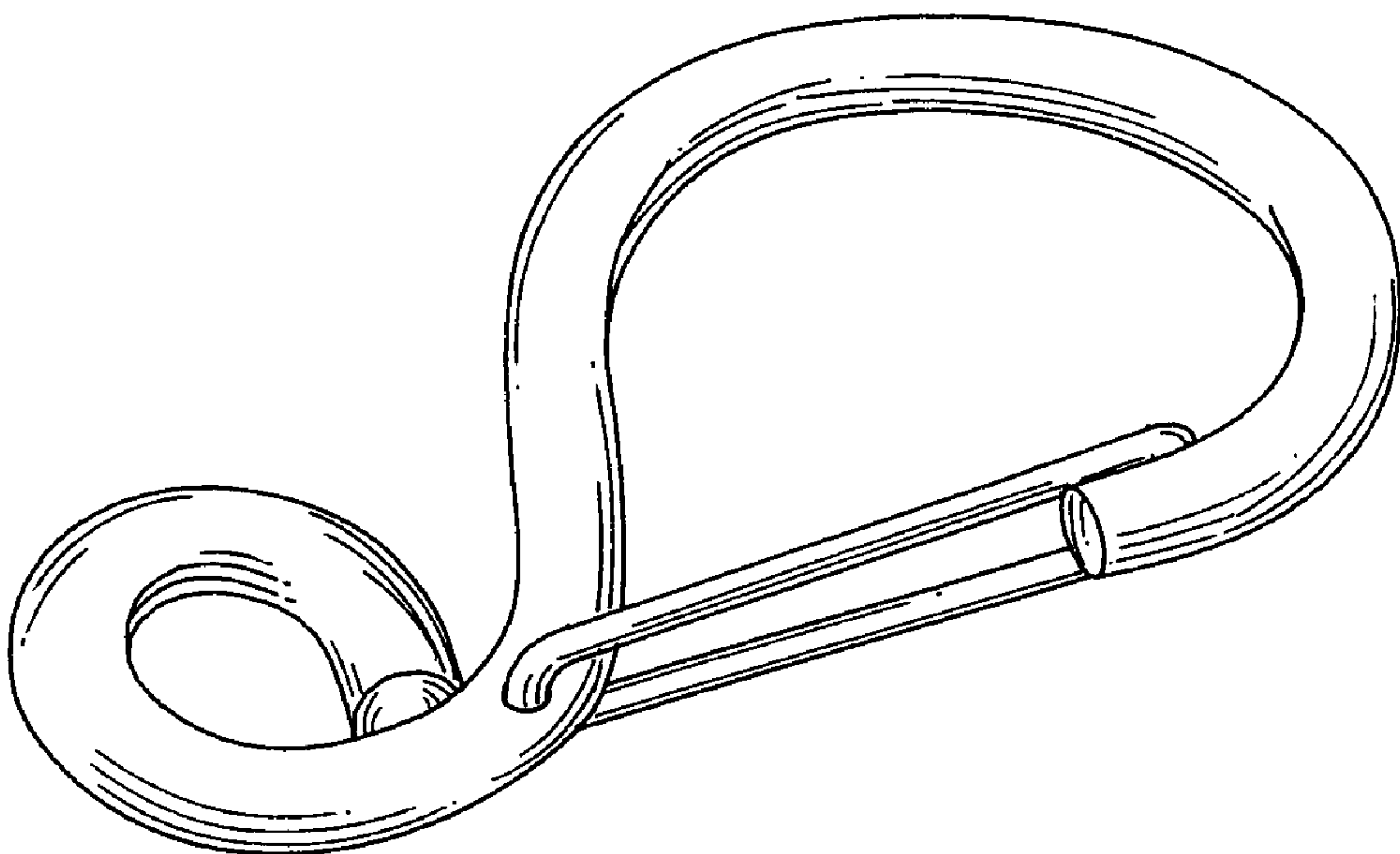
(57) **CLAIM**

The ornamental design for a question mark shaped carabiner, as shown.

DESCRIPTION

FIG. 1 is a right side elevational view of a question mark shaped carabiner showing my new design;
FIG. 2 is a left side elevational view of the question mark shaped carabiner shown in FIG. 1;
FIG. 3 is a top plan view of the question mark shaped carabiner shown in FIG. 1;
FIG. 4 is a bottom plan view of the question mark shaped carabiner shown in FIG. 1;
FIG. 5 is a front elevational view of the question mark shaped carabiner shown in FIG. 1;
FIG. 6 is a back elevational view of the question mark shaped carabiner shown in FIG. 1; and,
FIG. 7 is a bottom perspective view of the question mark shaped carabiner shown in FIG. 1.

1 Claim, 1 Drawing Sheet



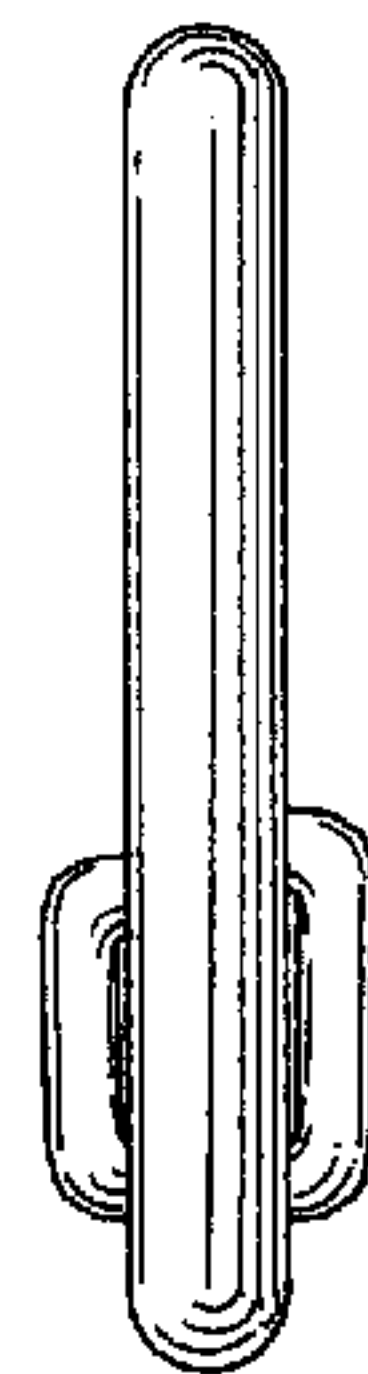


FIG. 5

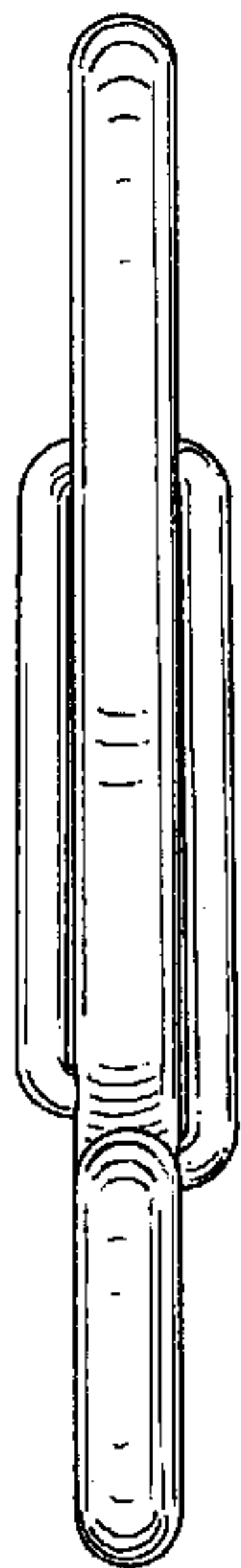


FIG. 2

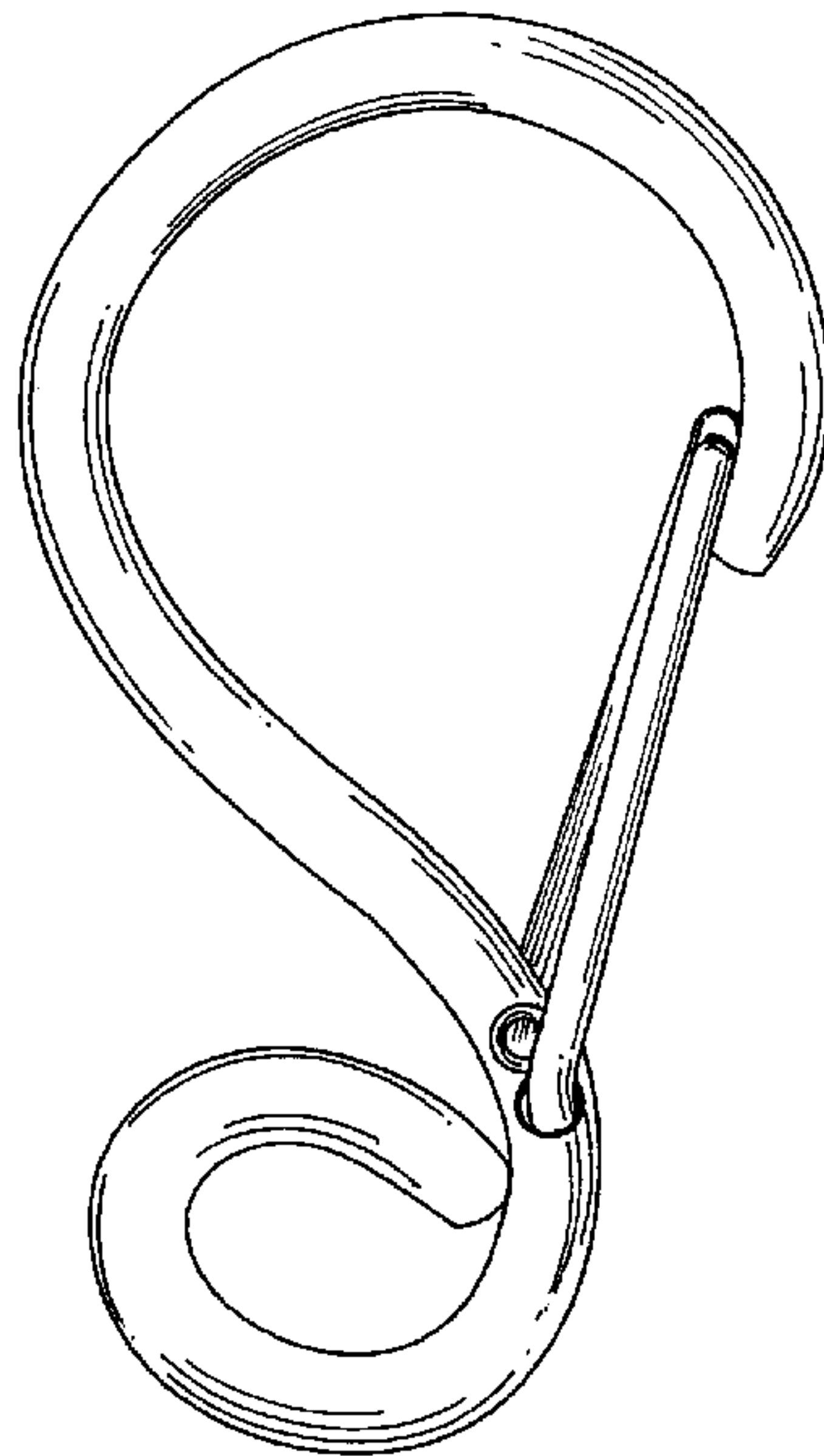


FIG. 4

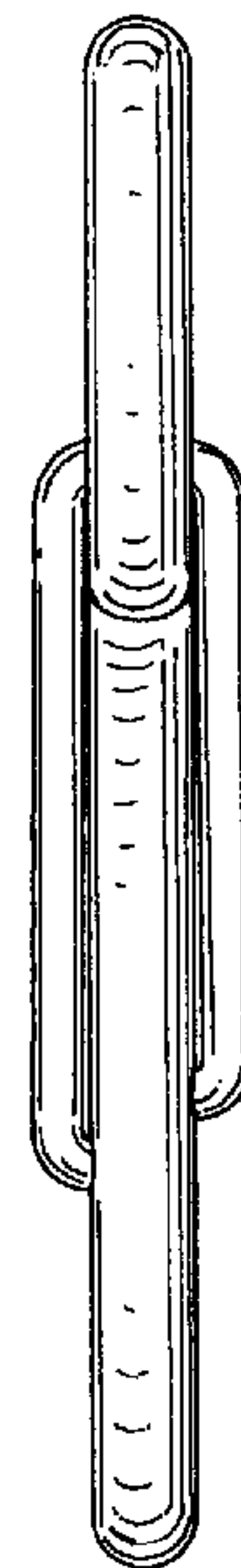


FIG. 1

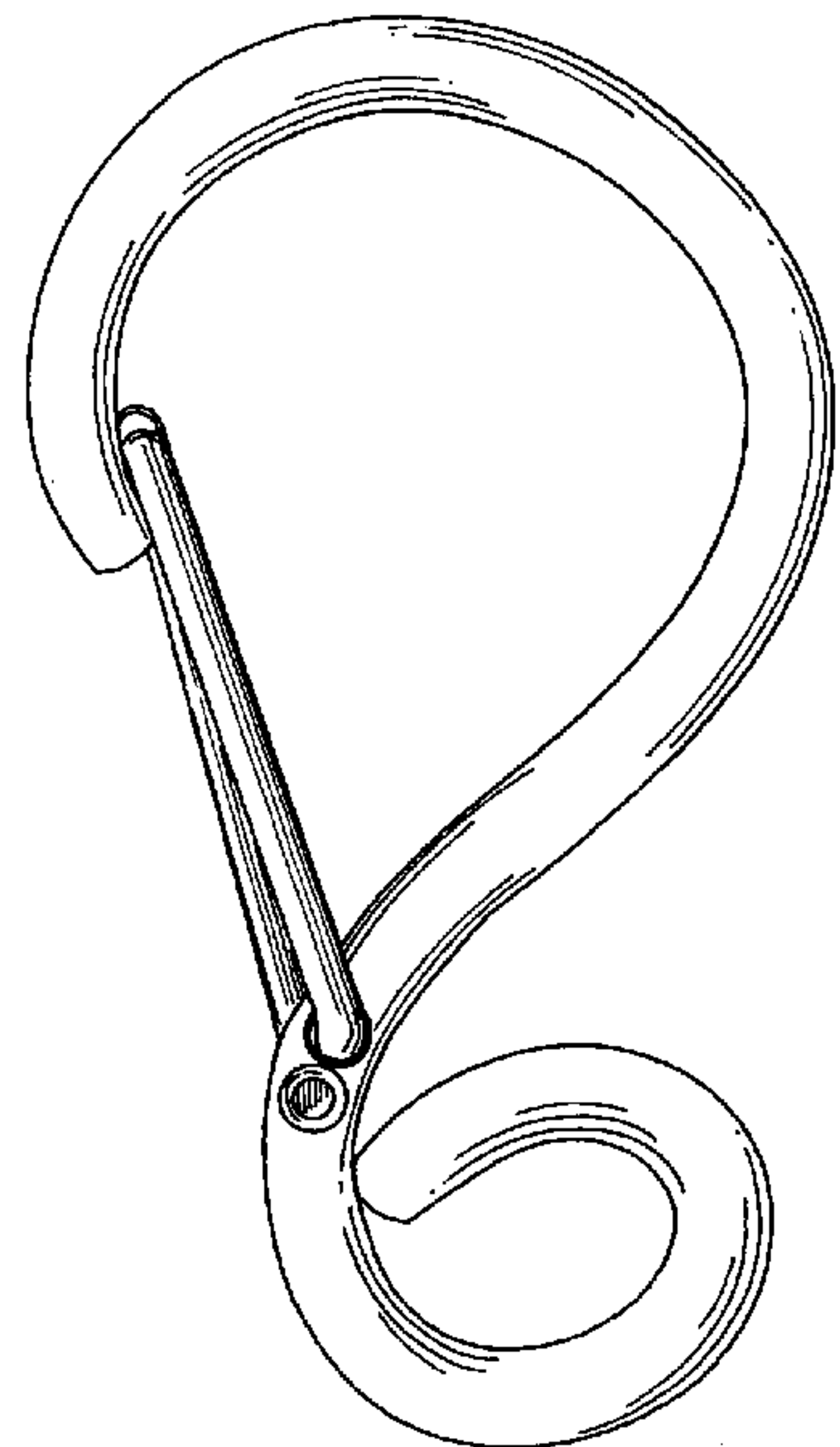


FIG. 3




FIG. 6

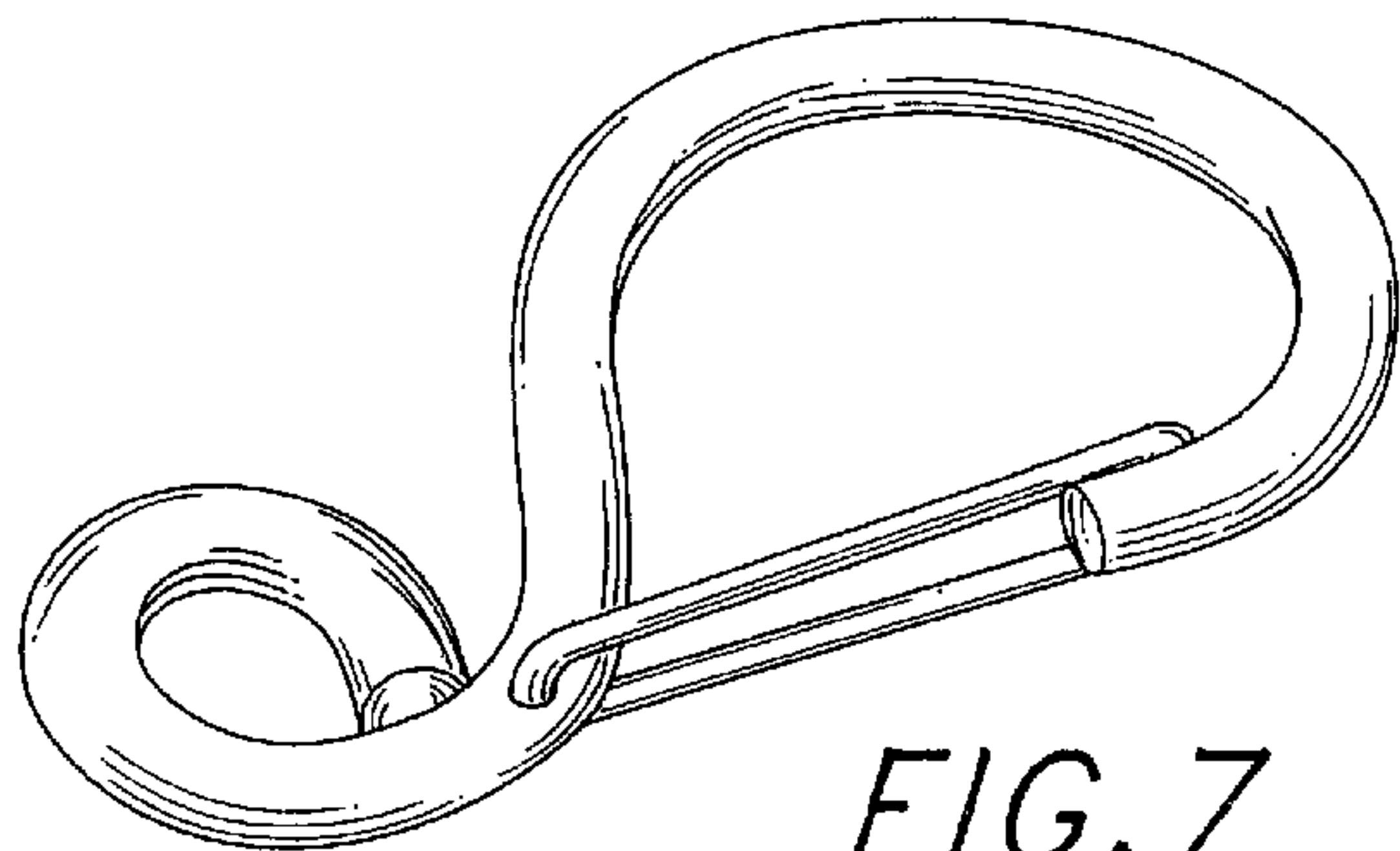


FIG. 7