



US00D466785S

(12) **United States Design Patent**
Gardiner et al.

(10) **Patent No.: US D466,785 S**

(45) **Date of Patent: ** Dec. 10, 2002**

(54) **MULTI-FUNCTION EQUIPMENT**

(75) Inventors: **Walter A. Gardiner**, Waccabuc, NY (US); **Joseph A. Hufnagel**, Bethel, CT (US); **James J. Economos**, Kingston, NY (US); **James O. Quinn**, Montgomery, NY (US); **Robert S. Englert**, Syracuse, NY (US); **Scott W. Osiecki**, Skaneateles, NY (US)

(73) Assignee: **Imperial Schrade Corp.**, Ellenville, NY (US)

(**) Term: **14 Years**

(21) Appl. No.: **29/134,625**

(22) Filed: **Dec. 26, 2000**

(51) **LOC (7) Cl. 08-05**

(52) **U.S. Cl. D8/105**

(58) **Field of Search** D8/105, 14, 21, D8/26, 27, 28, 29, 40, 43, 45, 55, 81, 87, 107; D10/62, 65, 68, 78; 7/118, 143, 147, 155, 164, 167, 168, 169, 170; 15/105, 121; 30/143, 152, 153, 155, 161, 164; 33/319, 354, 355 R; 81/20, 21, 98, 99, 440, 490; 206/234, 803; 346/8; 368/10, 28, 29, 82, 101, 239, 242, 276, 277, 278; 446/28

(56) **References Cited**

U.S. PATENT DOCUMENTS

| | | | | | |
|-------------|---|---------|---------------|-------|--------|
| D53,889 S | * | 10/1919 | Colvin | | D10/68 |
| D61,220 S | | 7/1922 | Ochse | | |
| D106,533 S | * | 10/1937 | Frank | | D10/68 |
| 3,544,253 A | | 12/1970 | Bloom et al. | | |
| 4,438,568 A | | 3/1984 | Kramer et al. | | |
| D283,682 S | | 5/1986 | Raitmaa | | |
| D283,683 S | * | 5/1986 | Raitmaa | | D10/62 |
| D287,942 S | * | 1/1987 | Tanaka | | D10/68 |
| D290,093 S | | 6/1987 | Kramer | | |
| 4,700,490 A | | 10/1987 | Kramer et al. | | |
| D302,102 S | | 7/1989 | Amagaya | | |
| D308,488 S | | 6/1990 | Iden | | |
| D310,787 S | | 9/1990 | Iden | | |

| | | | | | |
|--------------|---|---------|------------------|-------|----------|
| D310,970 S | | 10/1990 | Iden | | |
| 5,313,376 A | | 5/1994 | McIntosh | | |
| D350,271 S | | 9/1994 | Landy et al. | | |
| D386,097 S | | 11/1997 | Lindman et al. | | |
| D394,222 S | | 5/1998 | Vainio et al. | | |
| D414,436 S | | 9/1999 | Seppala | | |
| D429,370 S | | 8/2000 | Maruyama | | |
| D435,141 S | * | 12/2000 | Reynolds | | D10/68 |
| D439,482 S | * | 3/2001 | Huang | | D8/40 |
| D447,713 S | * | 9/2001 | Stevenson et al. | | D10/78 |
| 6,282,802 B1 | * | 9/2001 | Iden | | 33/355 R |
| D448,685 S | * | 10/2001 | Gardiner et al. | | D10/62 |
| D449,009 S | * | 10/2001 | Gardiner et al. | | D10/62 |
| D449,549 S | * | 10/2001 | Hoelbl | | D10/78 |

OTHER PUBLICATIONS

The Sharper Image Catalog, "Zytool", Aug. 2000, p. 3.
"All Terrain Lighter", Colibri advertisement in Cigar Aficionado, Oct. 2000, p. 98.

* cited by examiner

Primary Examiner—Stacia Cadmus

Assistant Examiner—T. Chase Nelson

(74) *Attorney, Agent, or Firm*—SAIDMAN DesignLaw Group

(57) **CLAIM**

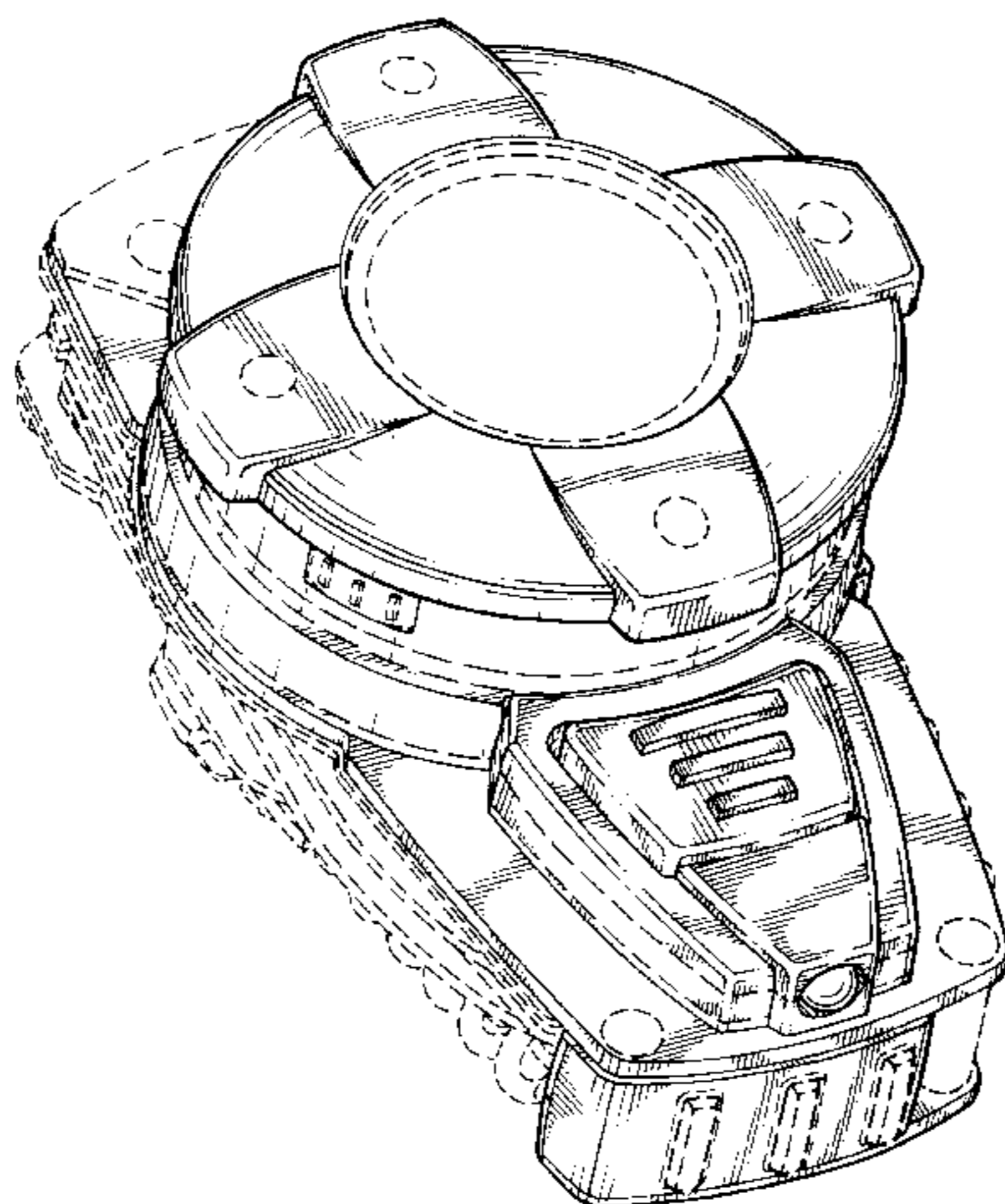
The ornamental design for multi-function equipment, as shown and described.

DESCRIPTION

FIG. 1 is a front perspective view of multi-function equipment showing our new design;
FIG. 2 is a rear perspective view thereof;
FIG. 3 is a front view thereof;
FIG. 4 is a rear view thereof;
FIG. 5 is a left side view thereof;
FIG. 6 is a right side view thereof;
FIG. 7 is a top view thereof; and,
FIG. 8 is a bottom view thereof.

The broken lines in the drawing are for illustrative purposes only and form no part of the claimed design.

1 Claim, 8 Drawing Sheets



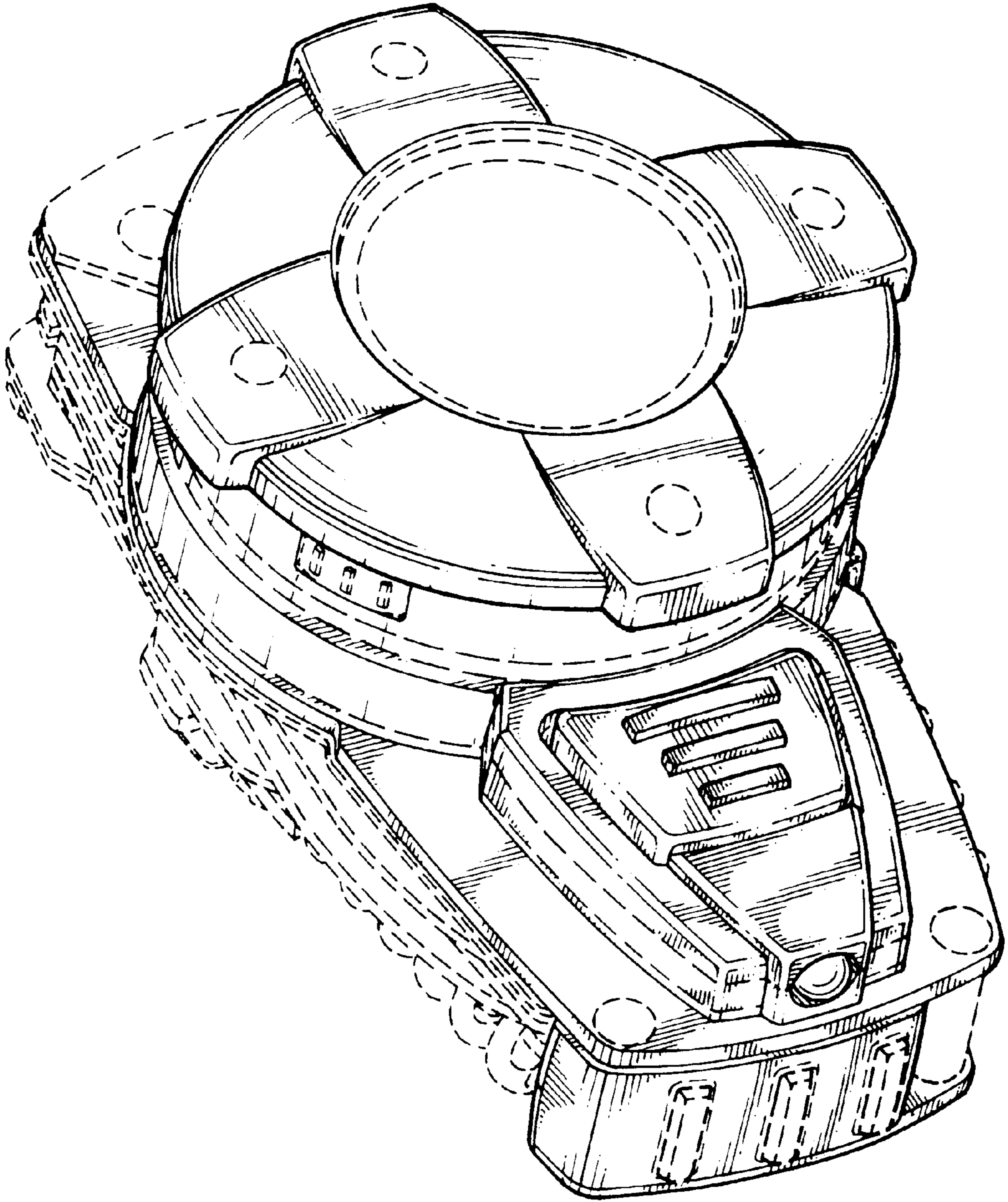


FIG. 1

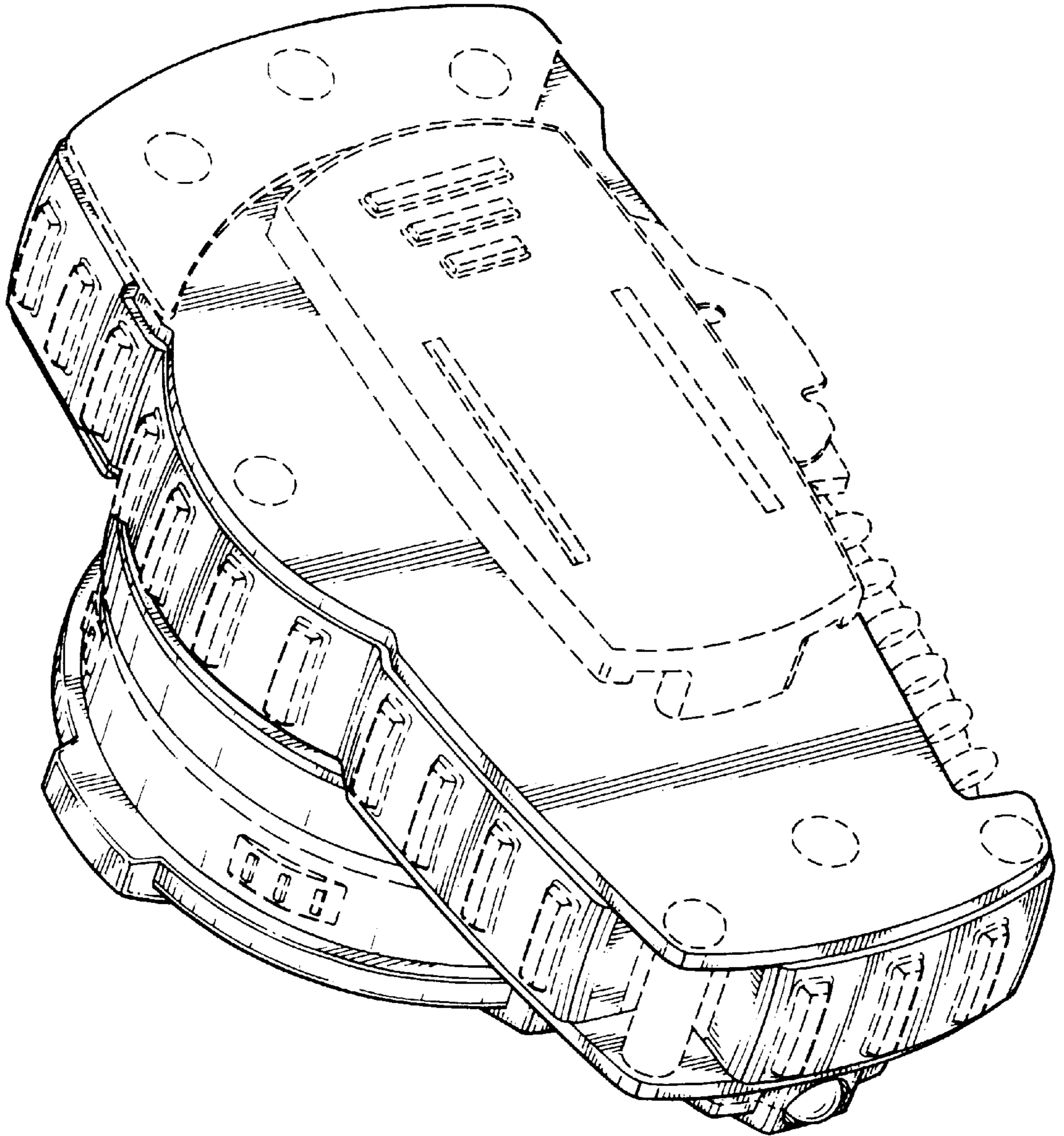


FIG.2

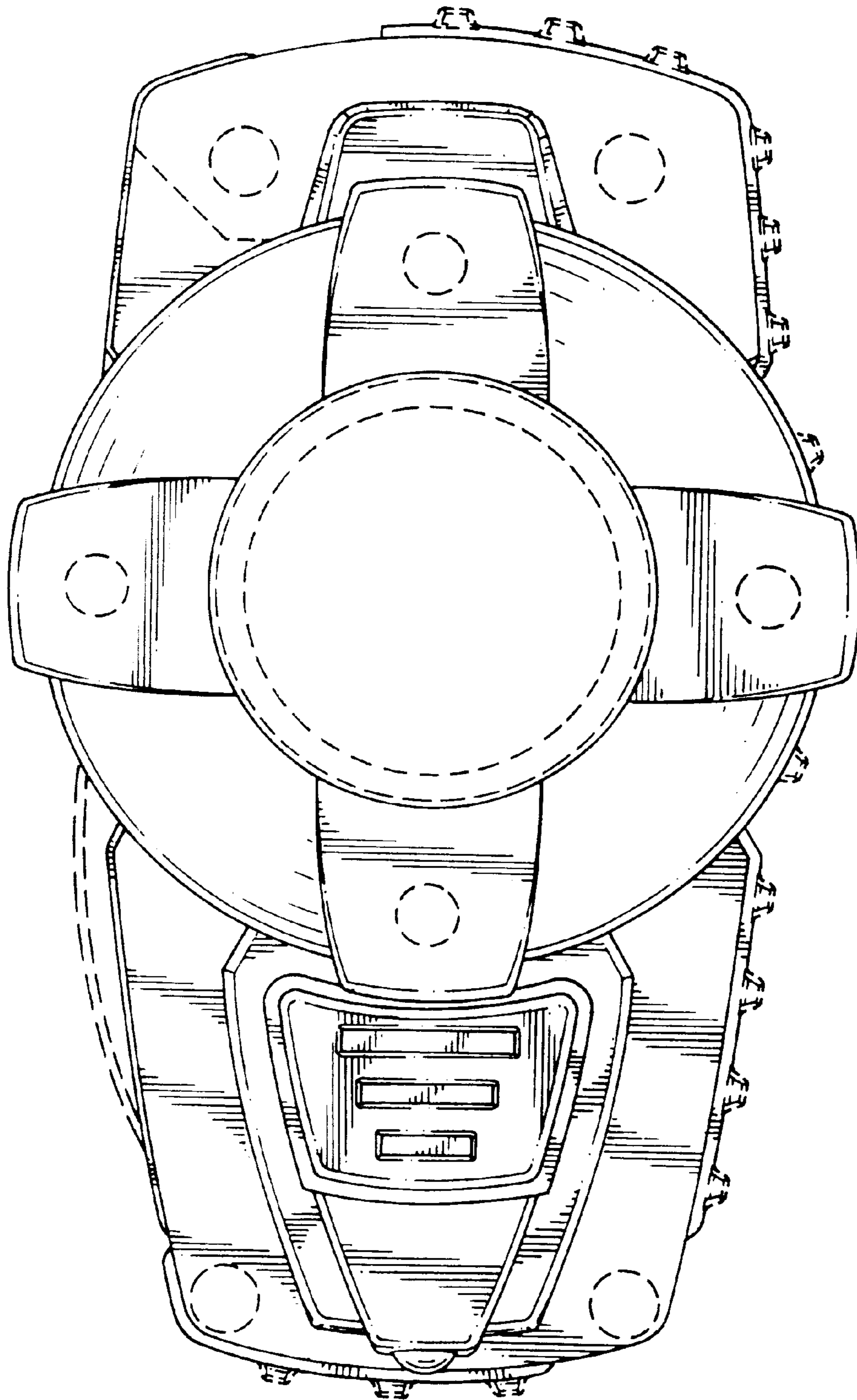


FIG.3

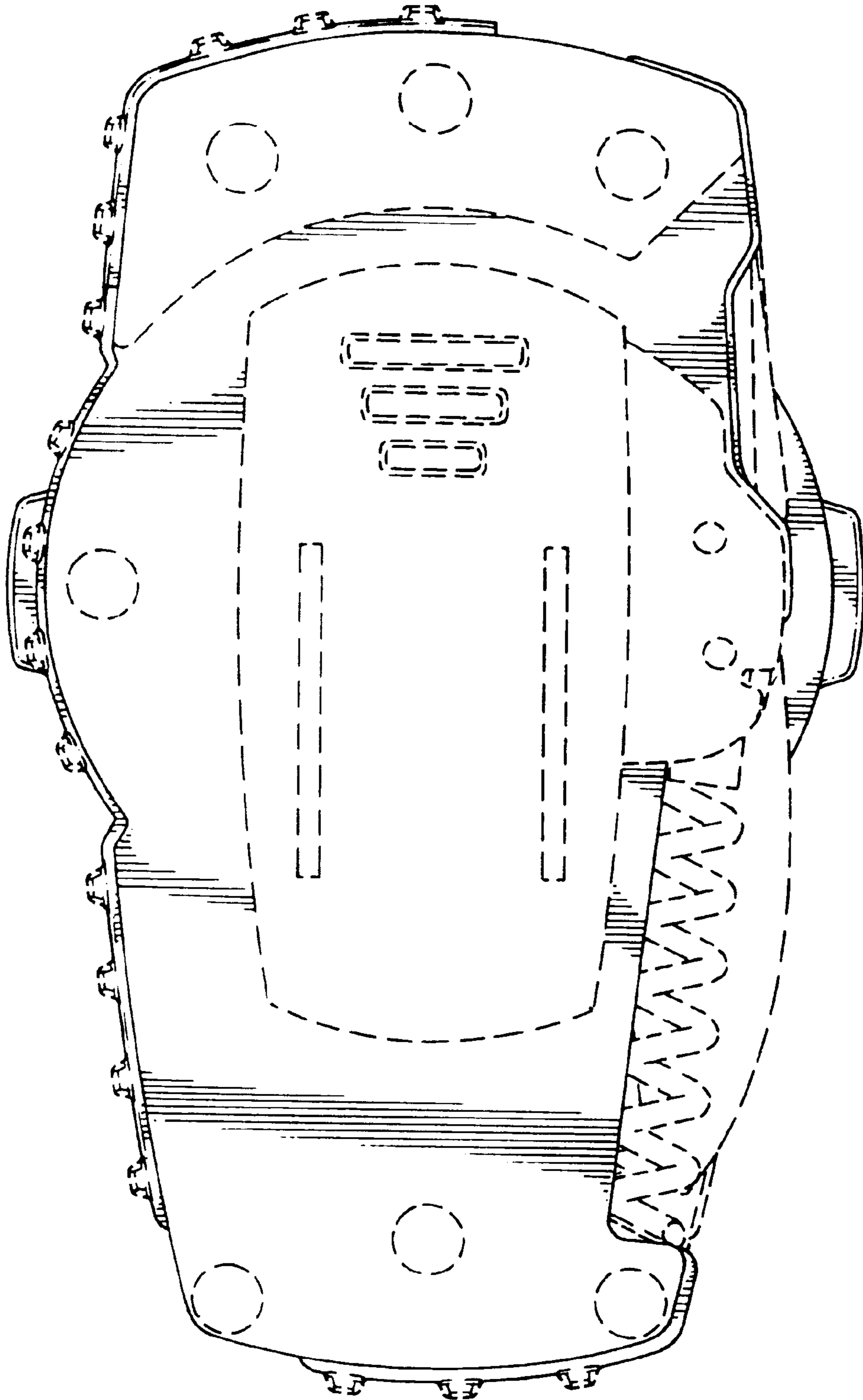


FIG.4

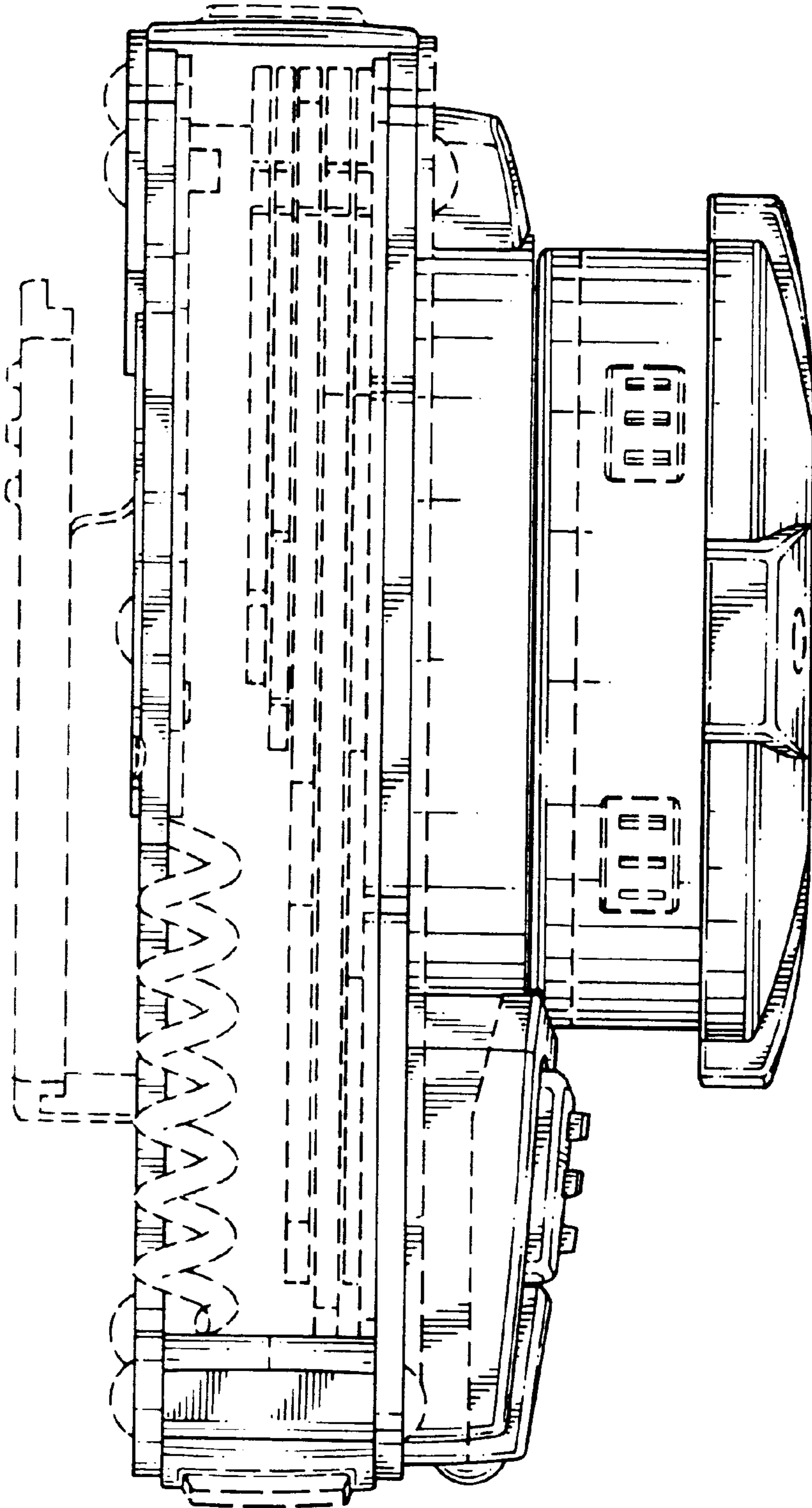


FIG. 5

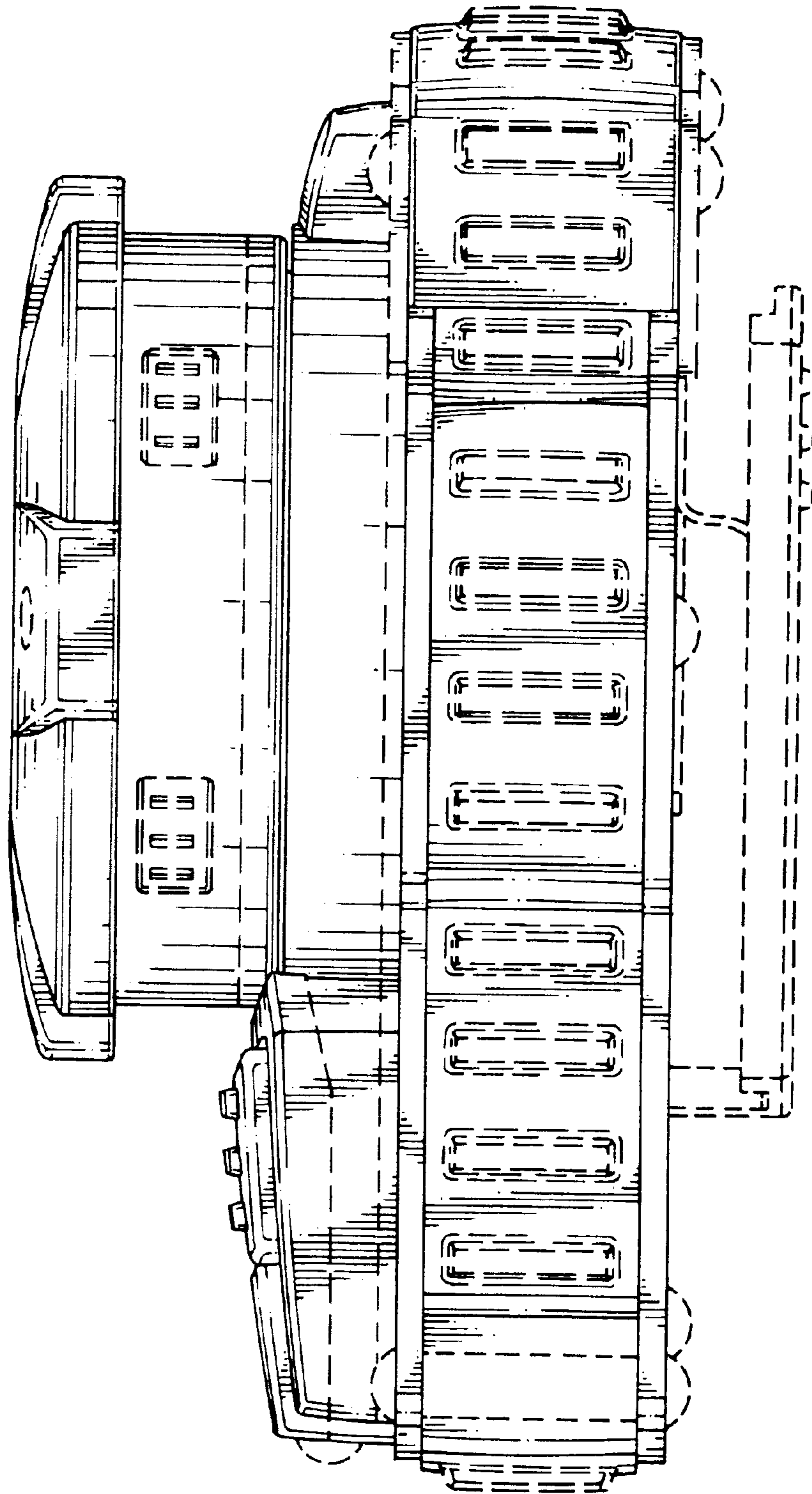


FIG. 6

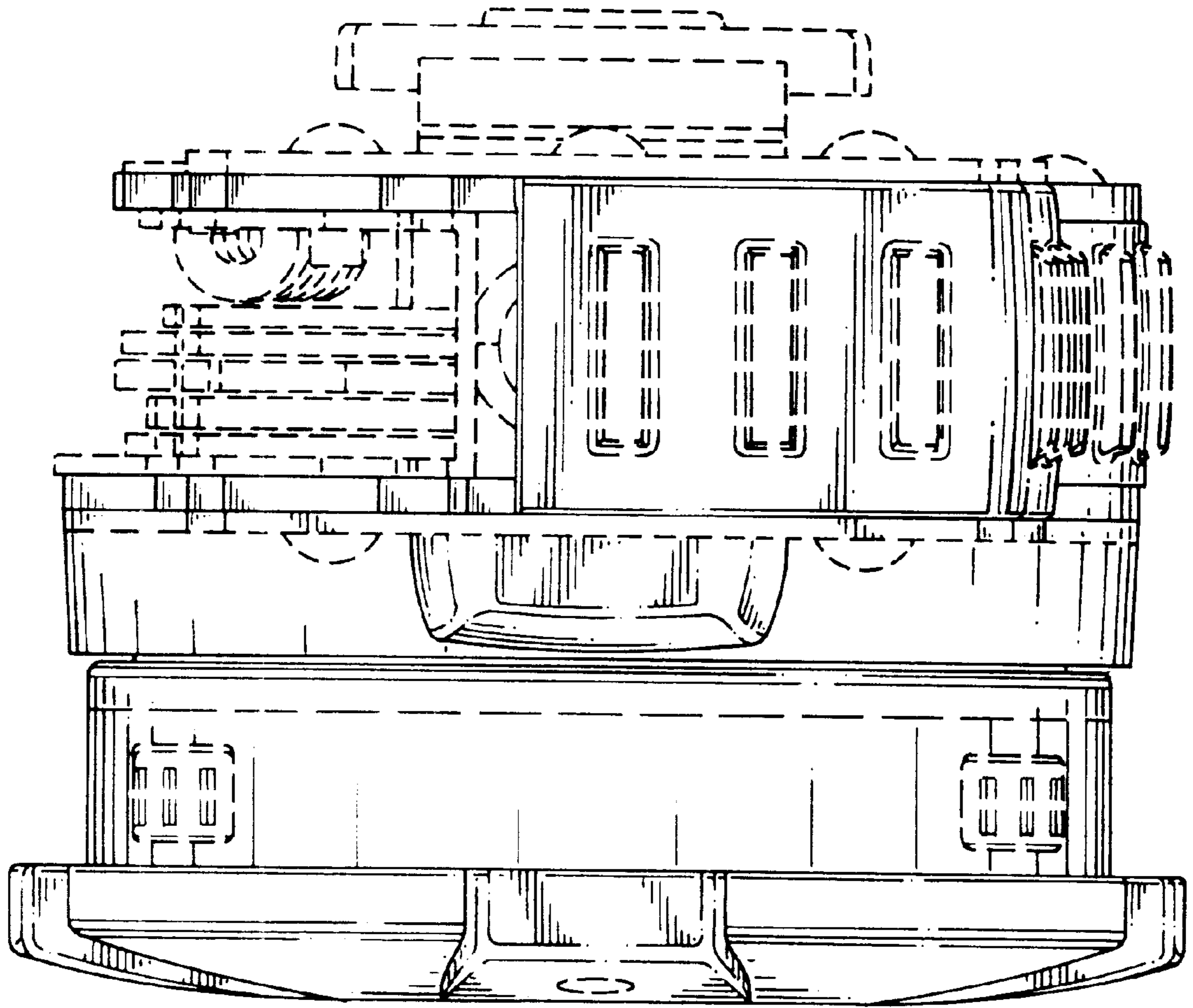


FIG.7

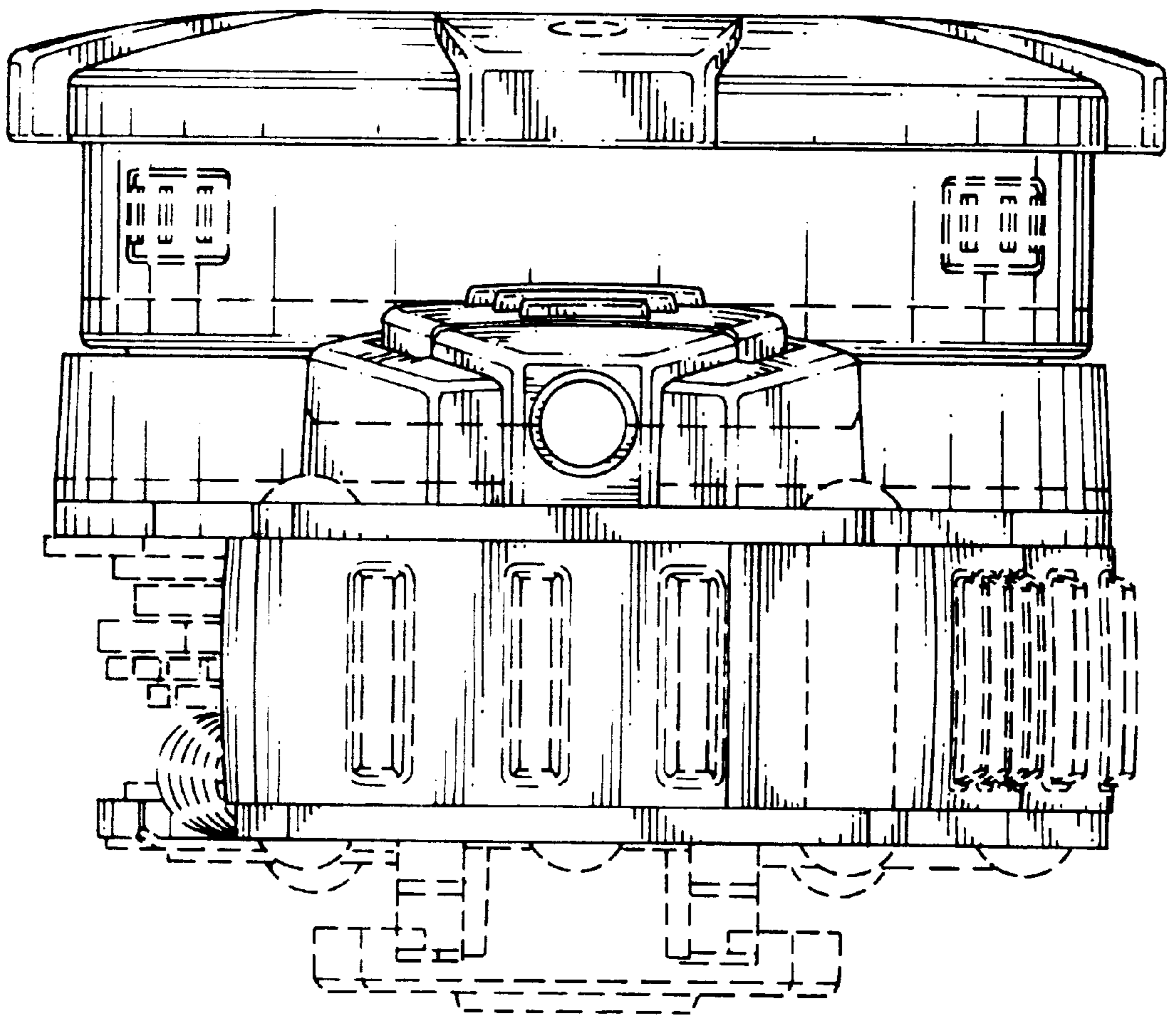


FIG. 8