



US00D466779S

(12) **United States Design Patent**
Shibata et al.

(10) **Patent No.:** **US D466,779 S**

(45) **Date of Patent:** **** Dec. 10, 2002**

(54) **PORTABLE ELECTRIC DRILL**

(75) Inventors: **Yoshinori Shibata, Anjo (JP); Toshiro Hirayama, Anjo (JP); Kiyozumi Kokawa, Anjo (JP)**

(73) Assignee: **Makita Corporation, Aichi-Ken (JP)**

(**) Term: **14 Years**

(21) Appl. No.: **29/157,250**

(22) Filed: **Mar. 18, 2002**

(30) **Foreign Application Priority Data**

Sep. 25, 2001 (JP) 2001-031725

(51) **LOC (7) Cl.** **08-01**

(52) **U.S. Cl.** **D8/68**

(58) **Field of Search** D8/61, 62, 63,
D8/64, 65, 66, 67, 68, 69, 70; 81/57.11,
429, 464, 465, 466, 469, 489; 173/13, 169,
178, 213, 217; 227/8, 114, 120, 130, 136,
142; 310/50; 408/20, 124, 125, 234, 241 R;
451/358

(56) **References Cited**

U.S. PATENT DOCUMENTS

D280,797 S	*	10/1985	Sakamoto et al.	D8/61
D330,152 S	*	10/1992	Ogawa et al.	D8/68
D342,878 S	*	1/1994	Watanabe et al.	D8/68
D396,395 S	*	7/1998	Zurwelle	D8/68
D396,621 S	*	8/1998	Zurwelle	D8/68
D400,415 S	*	11/1998	Zurwelle	D8/68
D400,416 S	*	11/1998	Zurwelle	D8/68
D406,511 S	*	3/1999	Zurwelle	D8/68
D406,740 S	*	3/1999	Zurwelle	D8/68

D406,741 S	*	3/1999	Zurwelle	D8/68
D406,742 S	*	3/1999	Schoen et al.	D8/68
D426,125 S		6/2000	Hayakawa et al.		
D439,123 S	*	3/2001	Sakai et al.	D8/68
D452,639 S	*	1/2002	Zurwelle	D8/68

OTHER PUBLICATIONS

Fastening tool model No. 654, Rockwell Professional Power Tools, p. 80.*

Scrugun screwdrivers, Black & Decker Industrial/Construction catalogue, p. 24.*

* cited by examiner

Primary Examiner—Doris V. Coles

Assistant Examiner—T. Chase Nelson

(74) *Attorney, Agent, or Firm*—Dennison, Schultz & Dougherty

(57) **CLAIM**

The ornamental design for a portable electric drill, as shown and described.

DESCRIPTION

FIG. 1 is a perspective view of a portable electric drill showing our new design;

FIG. 2 is a front elevation view thereof;

FIG. 3 is a rear elevation view thereof;

FIG. 4 is a left side elevation view thereof;

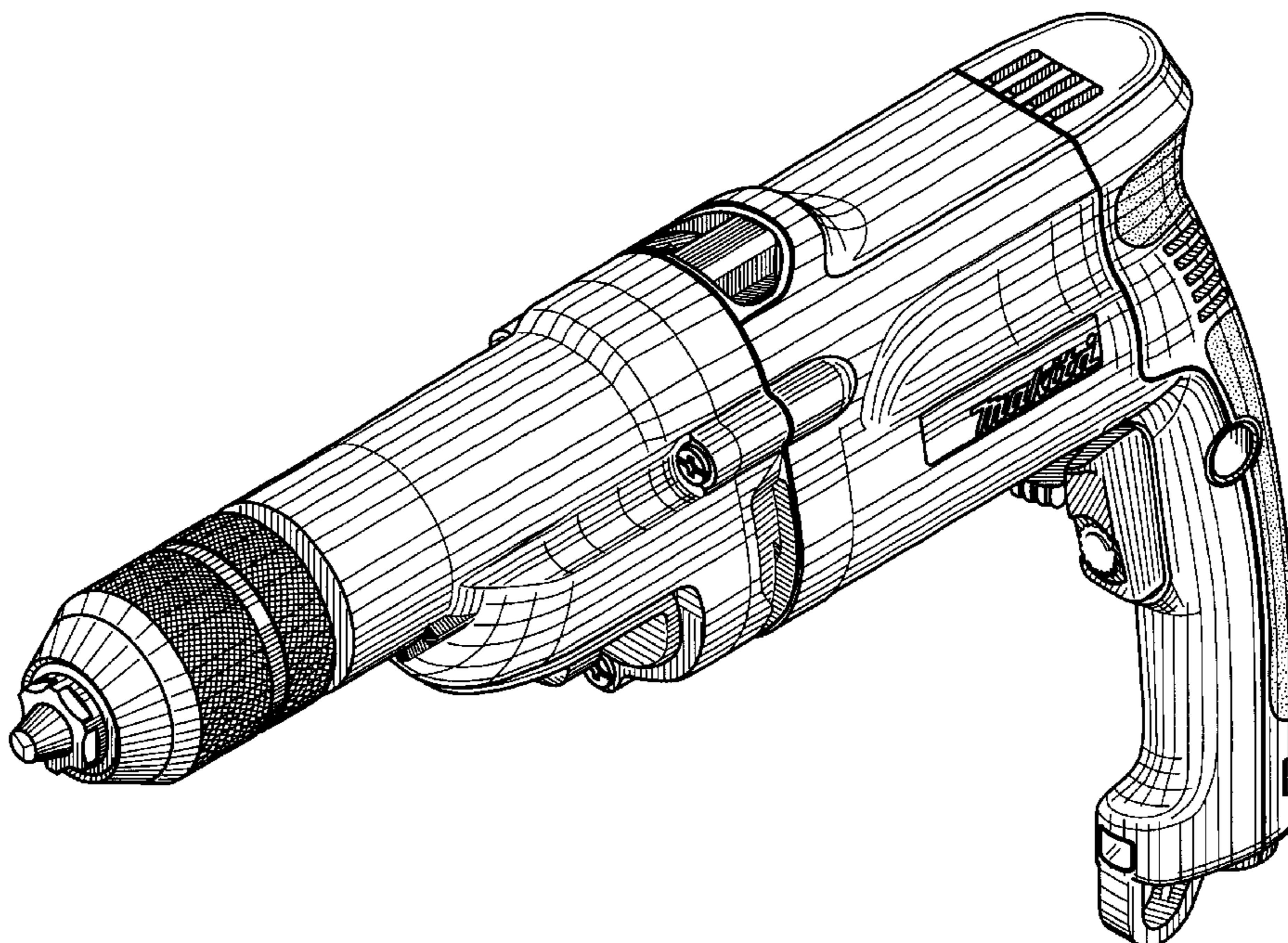
FIG. 5 is a right side elevation view thereof;

FIG. 6 is a top plan view thereof; and,

FIG. 7 is a bottom plan view thereof.

The Makita trademark, which forms a part of the claimed design, is a registered trademark of the Makita Corporation.

1 Claim, 6 Drawing Sheets



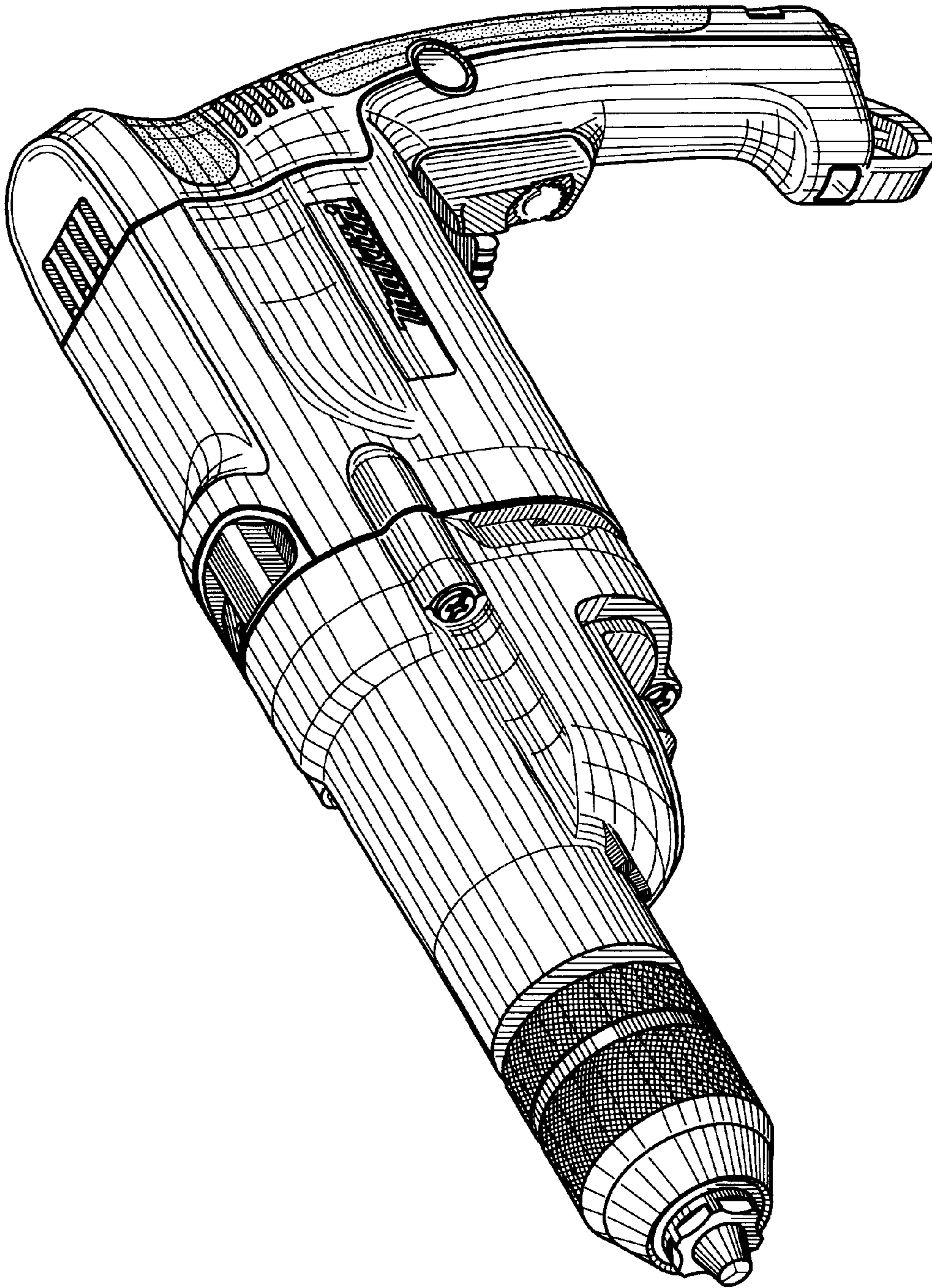


FIG. 1

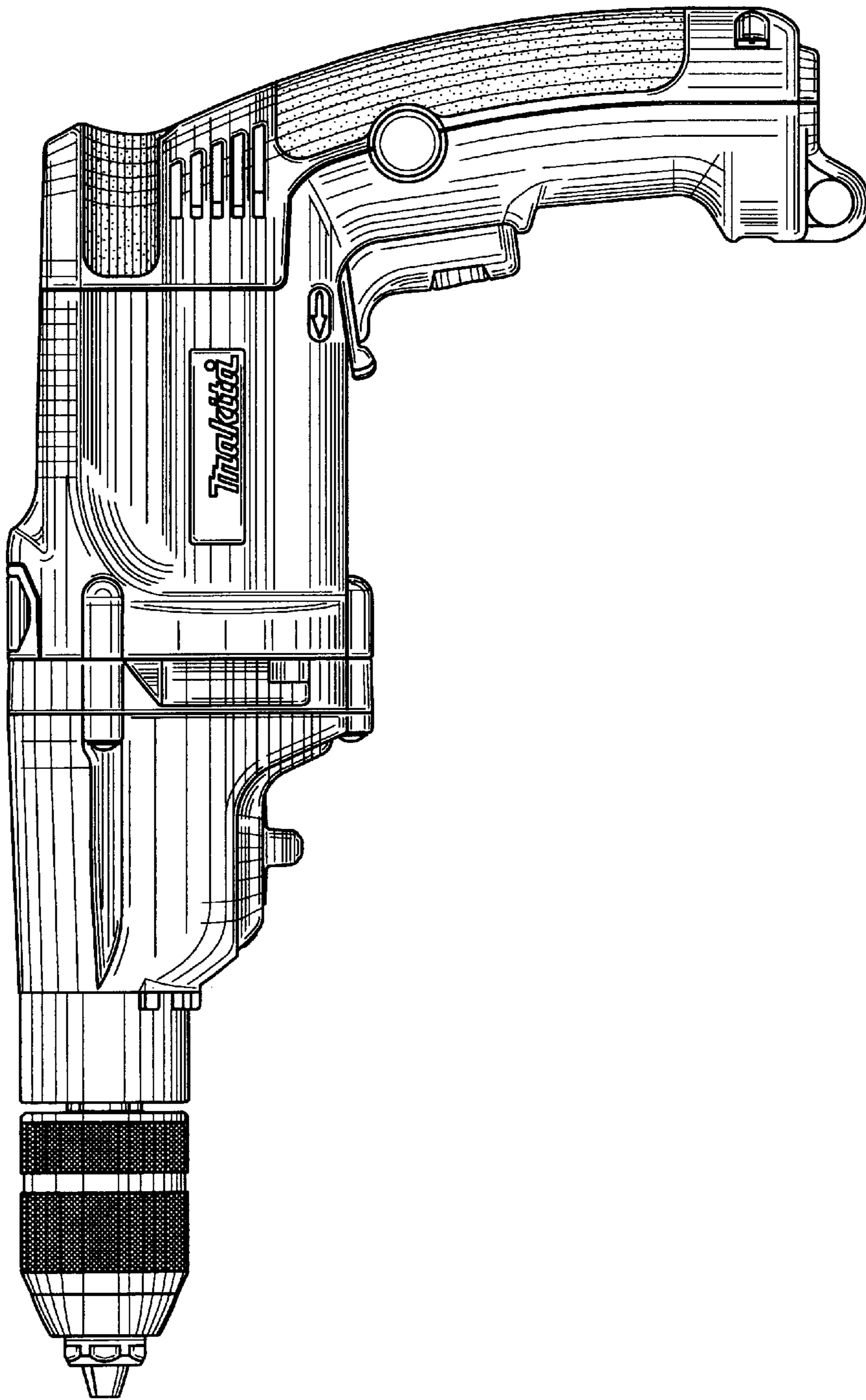


FIG. 2

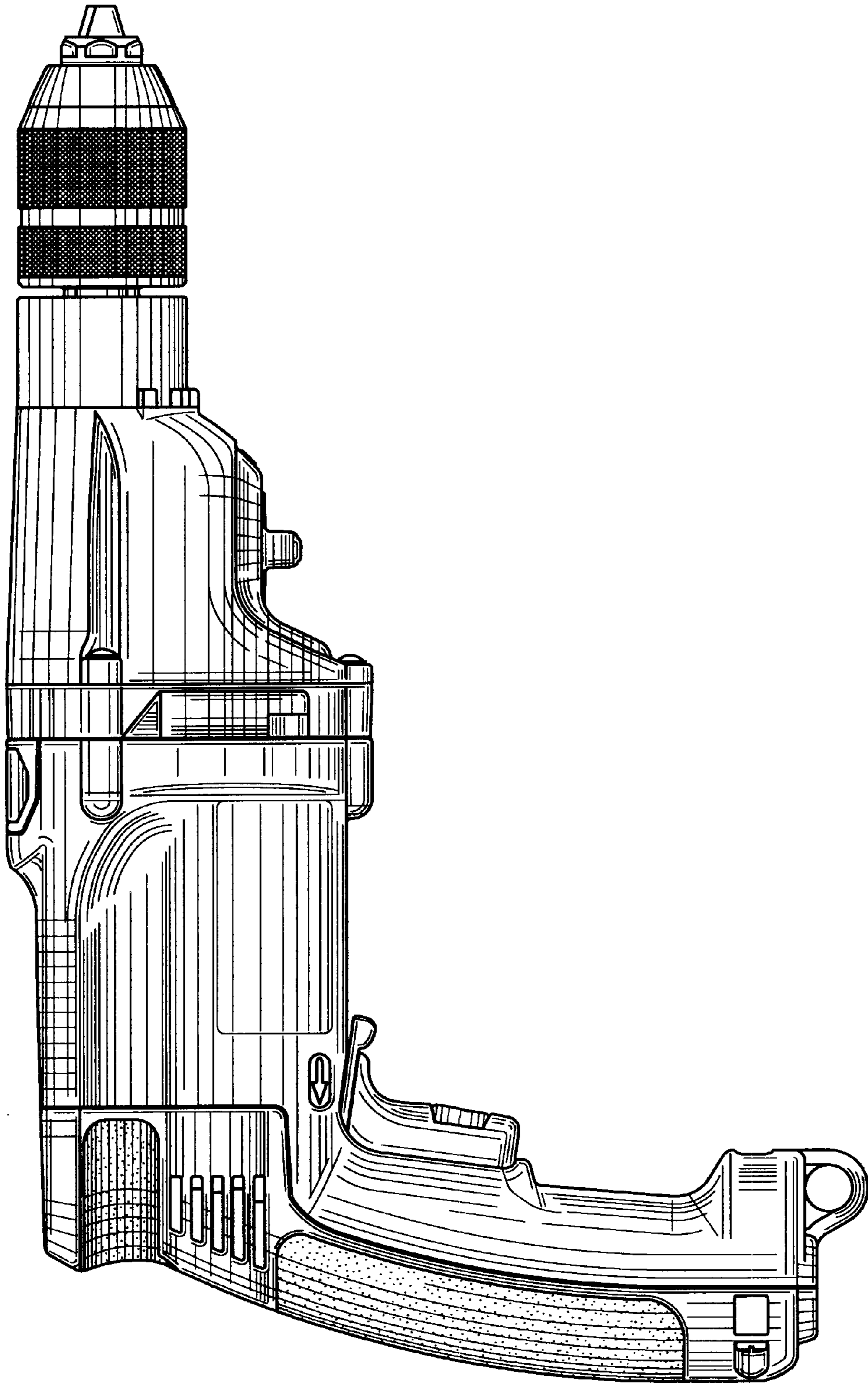


FIG. 3

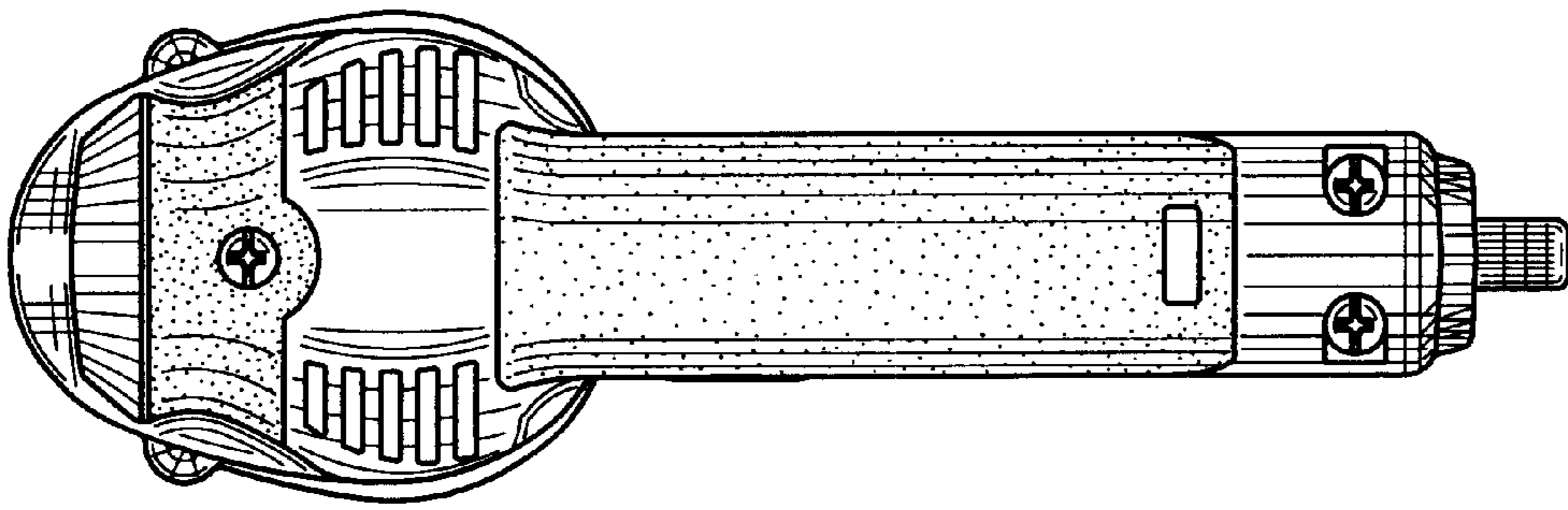


FIG. 4

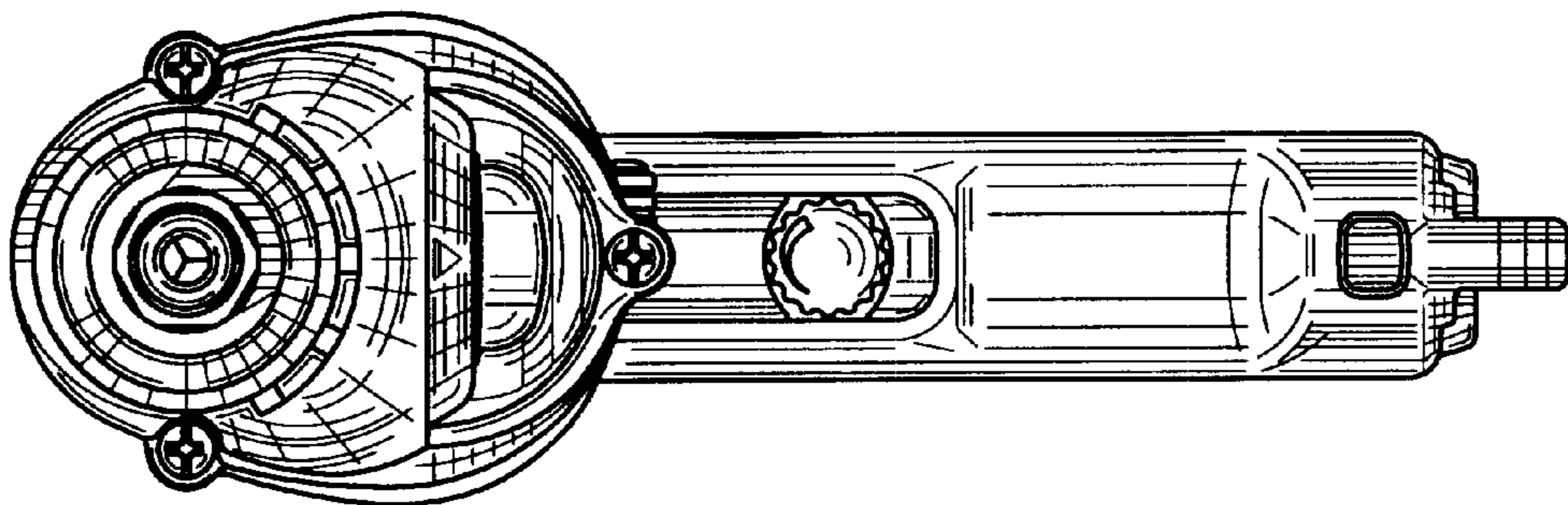


FIG. 5

FIG. 6

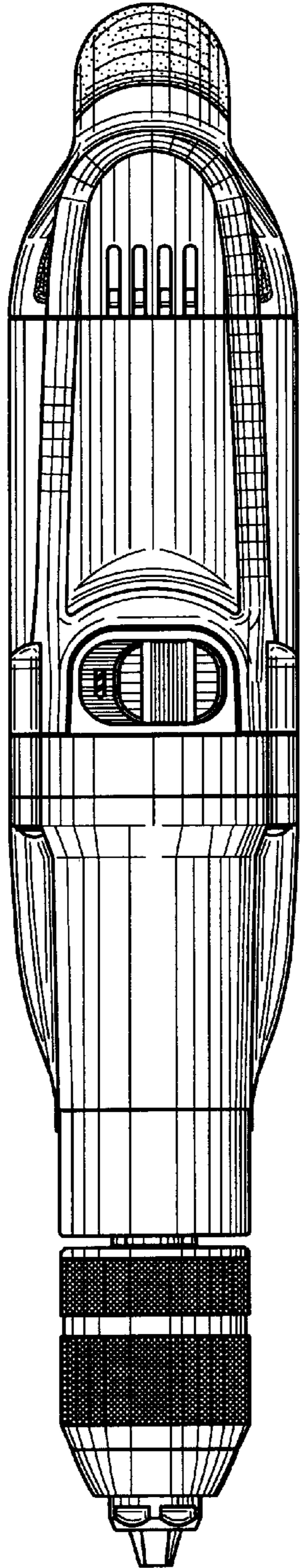


FIG. 7

