



US00D466776S

(12) **United States Design Patent**
Hsiao

(10) **Patent No.:** **US D466,776 S**

(45) **Date of Patent:** **** Dec. 10, 2002**

(54) **ELECTRIC GRINDER**

(75) Inventor: **Shu-Wen Hsiao**, Dali (TW)

(73) Assignee: **We Cheer Industrial Co., Ltd.**,
Taichung (TW)

(**) Term: **14 Years**

(21) Appl. No.: **29/161,062**

(22) Filed: **May 23, 2002**

(51) **LOC (7) Cl.** **08-01**

(52) **U.S. Cl.** **D8/62**

(58) **Field of Search** D8/25, 30, 61,
D8/62, 82, DIG. 7; 81/54, 57.11, 57.12,
57.13, 57.14, 57.29, 57.31, 57.39, 57.42,
63.1, 177.1, 177.4, 429, 469, 474; 173/169,
170, 182, 216, 217; 310/47, 50; 362/119,
120

(56) **References Cited**

U.S. PATENT DOCUMENTS

4,116,093 A * 9/1978 DePagter 81/57.39
4,708,210 A * 11/1987 Rahm 173/170

4,878,404 A * 11/1989 Liao 81/54
5,251,706 A * 10/1993 Evans 81/474
6,000,478 A * 12/1999 Hsiao 173/217
D439,978 S * 4/2001 Ark et al. D8/61

* cited by examiner

Primary Examiner—Doris V. Coles

Assistant Examiner—Elizabeth A. Albert

(74) *Attorney, Agent, or Firm*—Rosenberg, Klein & Lee


(57) **CLAIM**

The ornamental design for a electric grinder, as shown and described.

DESCRIPTION

FIG. 1 is a perspective view of electric grinder showing my new design;
FIG. 2 is a front elevation view thereof;
FIG. 3 is a rear elevation view thereof;
FIG. 4 is a left side elevation view thereof;
FIG. 5 is a right side elevation view thereof;
FIG. 6 is a top plan view thereof; and,
FIG. 7 is a bottom plan view thereof.

1 Claim, 3 Drawing Sheets






FIG. 1




FIG. 2

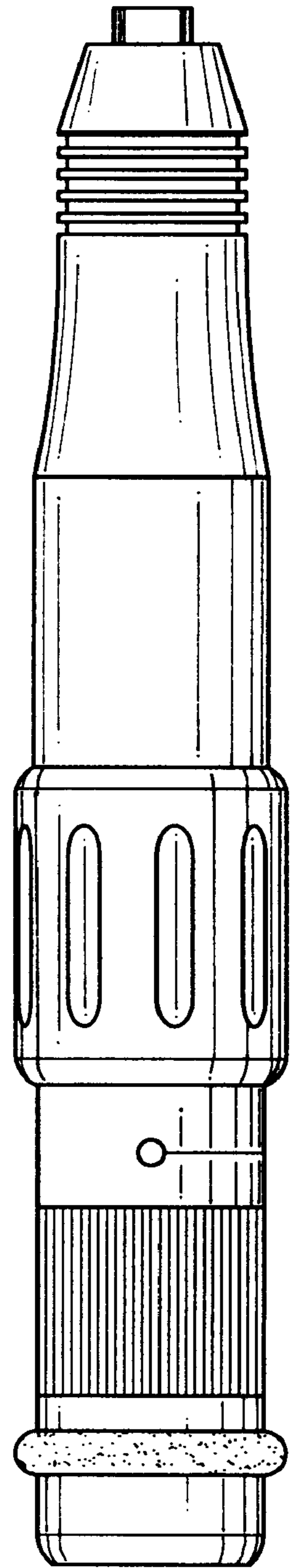


FIG. 3




FIG. 4




FIG. 5

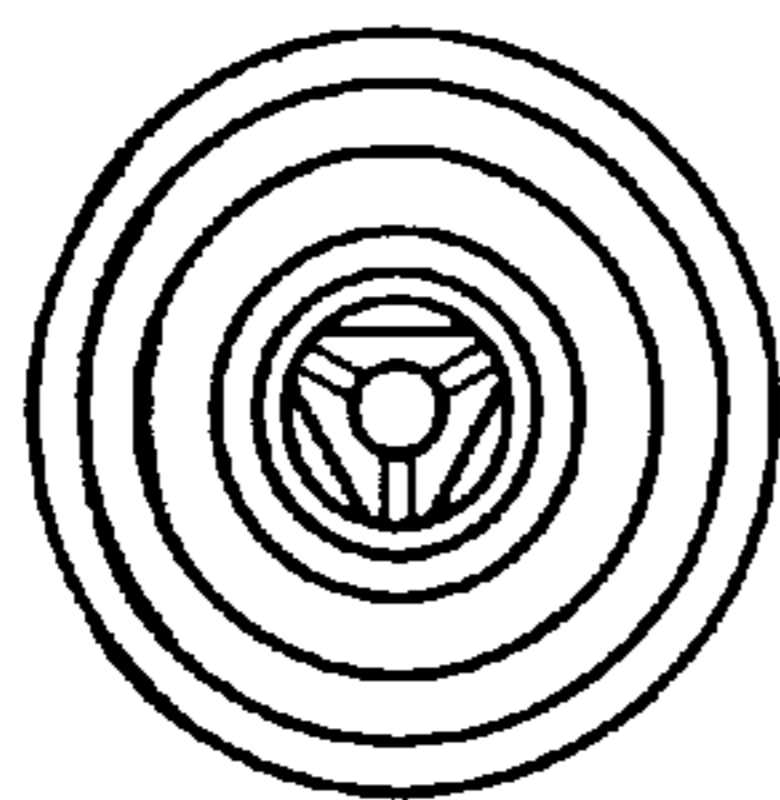


FIG. 6

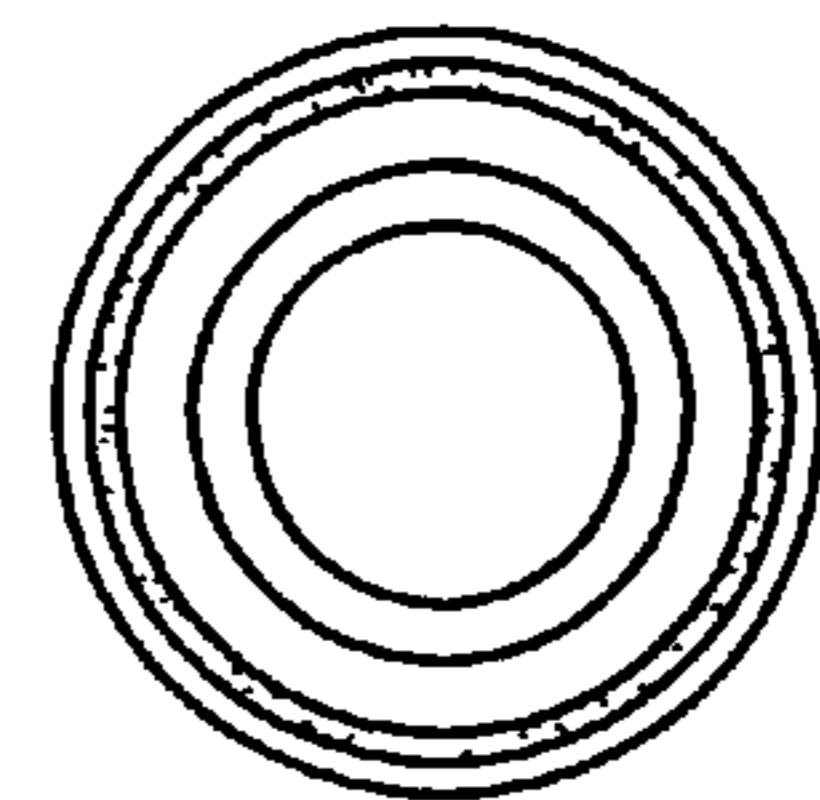


FIG. 7