

US00D466769S

(12) **United States Design Patent**
Kelleghan

(10) **Patent No.:** **US D466,769 S**

(45) **Date of Patent:** **** Dec. 10, 2002**

(54) **YIN-YANG END TOOL**

(75) **Inventor:** **Brian James Kelleghan**, Longmont,
CO (US)

(73) **Assignee:** **Bison Designs, LLC**, Longmont, CO
(US)

(**) **Term:** **14 Years**

(21) **Appl. No.:** **29/154,591**

(22) **Filed:** **Jan. 25, 2002**

(51) **LOC (7) Cl.** **07-99**

(52) **U.S. Cl.** **D8/38; D8/18; D8/88**

(58) **Field of Search** D8/33-43, 18,
D8/19, 88, 89, 48; 30/400-443; 81/3.07-3.49;
7/151-156; D3/208, 211; D11/43, 44, 48,
49, 53, 55, 79-83, 95, 99-101; D1/106,
126

(56) **References Cited**

U.S. PATENT DOCUMENTS

D34,096	S	*	2/1901	Stephens	D8/18
706,911	A	*	8/1902	Dunham	7/151
805,486	A	*	11/1905	Rosenheimer	7/151
D42,306	S	*	3/1912	Sommer	D8/18
D44,226	S	*	6/1913	Vaughan	D8/18
D46,298	S	*	8/1914	Sommer	D8/18
D46,762	S	*	12/1914	Vaughan	D8/18
D47,144	S	*	3/1915	Pfister	D27/196
D85,035	S	*	9/1931	Ekstedt	D3/211
D97,570	S	*	11/1935	Trollen	D3/210
D119,965	S	*	4/1940	Paolantonio	D8/40
D141,352	S	*	5/1945	Block	D8/38
D143,233	S	*	12/1945	Moore	D8/43
D149,645	S	*	5/1948	Johansen	D8/40
2,517,442	A	*	8/1950	Ransom	30/450
D161,321	S	*	12/1950	De Fee	D8/18
2,542,329	A	*	2/1951	Hammond et al.	81/3.57
D196,251	S	*	9/1963	Piel	D8/41
D222,659	S	*	11/1971	Hillis	D8/40
3,753,266	A	*	8/1973	Ceniceros	15/110
D238,244	S	*	12/1975	Pasquale	D8/18
D240,188	S	*	6/1976	Lytle	D8/18

D265,182	S	*	6/1982	Ornatek	D11/166
4,617,842	A	*	10/1986	Yang	81/3.09
4,765,208	A	*	8/1988	Sakosky	81/3.55
D300,520	S	*	4/1989	Baird	D11/79
4,864,898	A	*	9/1989	Tricinella	81/3.09
D308,620	S	*	6/1990	Baca	D8/34
4,949,600	A	*	8/1990	Tricinella	81/3.09

(List continued on next page.)

OTHER PUBLICATIONS

www.omegapacificpromotions.com, visited Jun. 24, 2002,
Bottle openers, "Key" and "Cycle Wrench".*

www.artedesigngroup.com, visited Jun. 24, 2002, BCOKC
Bottle/Can Opener Key Chain.*

U.S. patent application Ser. No. 29/136,779, Kelleghan, filed
Feb. 6, 2001.

U.S. patent application Ser. No. 29/154,544, Kelleghan, filed
Jan. 25, 2002.

U.S. patent application Ser. No. 29/154,575, Kelleghan, filed
Jan. 25, 2002.

U.S. patent application Ser. No. 29/154,590, Kelleghan, filed
Jan. 25, 2002.

Primary Examiner—Jeffrey Asch

(74) *Attorney, Agent, or Firm*—Margaret Polson; Patent
Law Offices of Rick Martin, P.C.

(57) **CLAIM**

The ornamental design for a yin-yang end tool, as shown.

DESCRIPTION

FIG. 1 is a plan view of the top side of my new design for
a yin-yang end tool.

FIG. 2 is a plan view of the bottom side of the tool shown
in FIG. 1.

FIG. 3 is a right side plan view of the tool shown in FIG. 1.

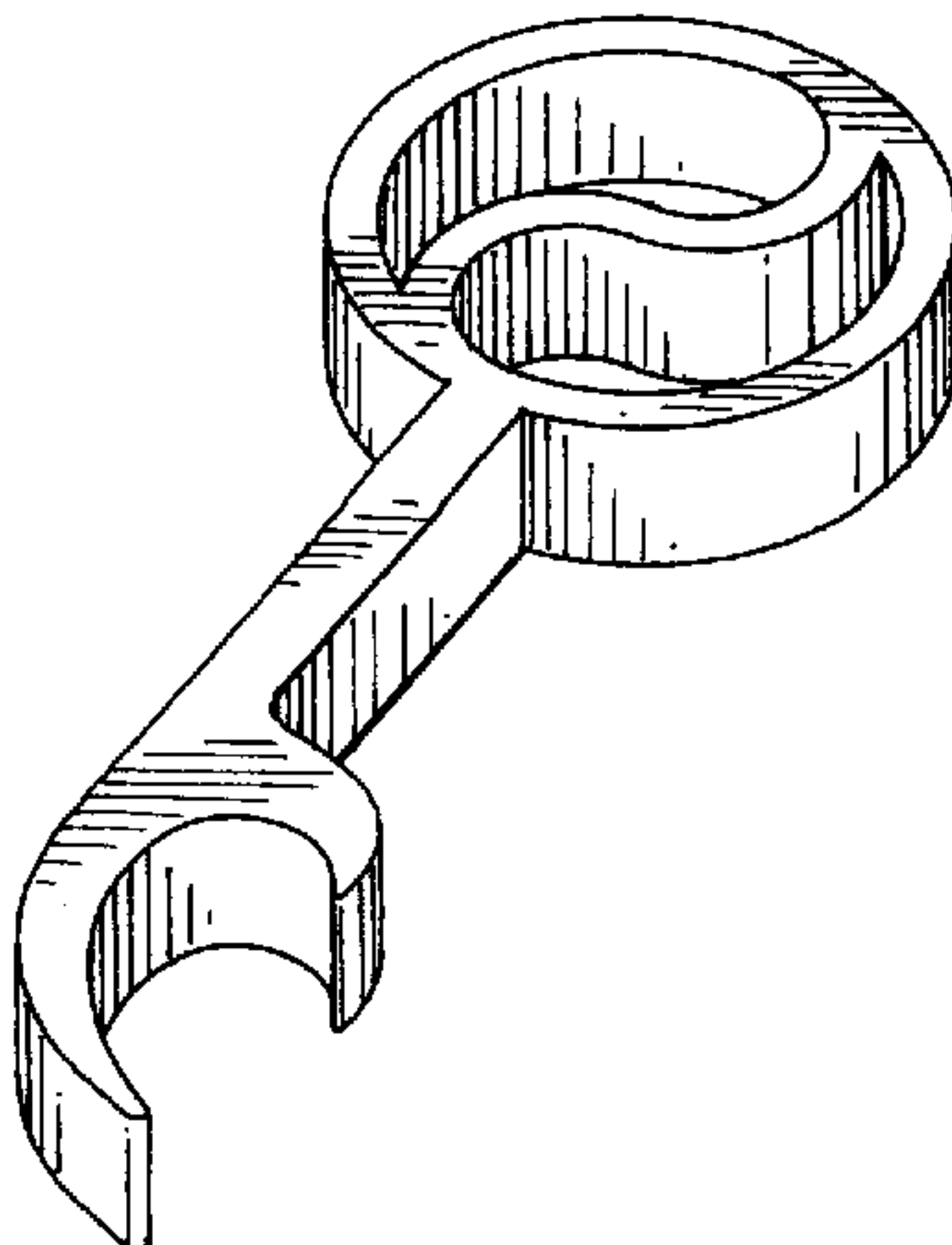
FIG. 4 is a left side plan view of the tool shown in FIG. 1.

FIG. 5 is a front side plan view of the tool shown in FIG. 1.

FIG. 6 is a rear side plan view of the tool shown in FIG. 1;
and,

FIG. 7 is a top perspective view of the tool shown in FIG.
1.

1 Claim, 1 Drawing Sheet



US D466,769 S

Page 2

U.S. PATENT DOCUMENTS

D311,625 S	*	10/1990	Starck	D1/126	D428,783 S	*	8/2000	Precetti et al.	D8/40
4,976,172 A	*	12/1990	Thomas et al.	81/3.09	D439,490 S	*	3/2001	Bagley	D8/89
D319,604 S	*	9/1991	Peterson	D11/79	D441,638 S		5/2001	Kelleghan		
D326,827 S	*	6/1992	Peterson	D11/40	D448,552 S	*	10/2001	Richards	D3/210
D339,548 S	*	9/1993	Kian	D11/103	D454,287 S	*	3/2002	Wolf	D8/40
D356,237 S	*	3/1995	White	D8/34	D456,693 S	*	5/2002	Kelleghan	D8/356
D427,415 S	*	7/2000	Dolphin	D1/128						

* cited by examiner



FIG. 5




FIG. 4

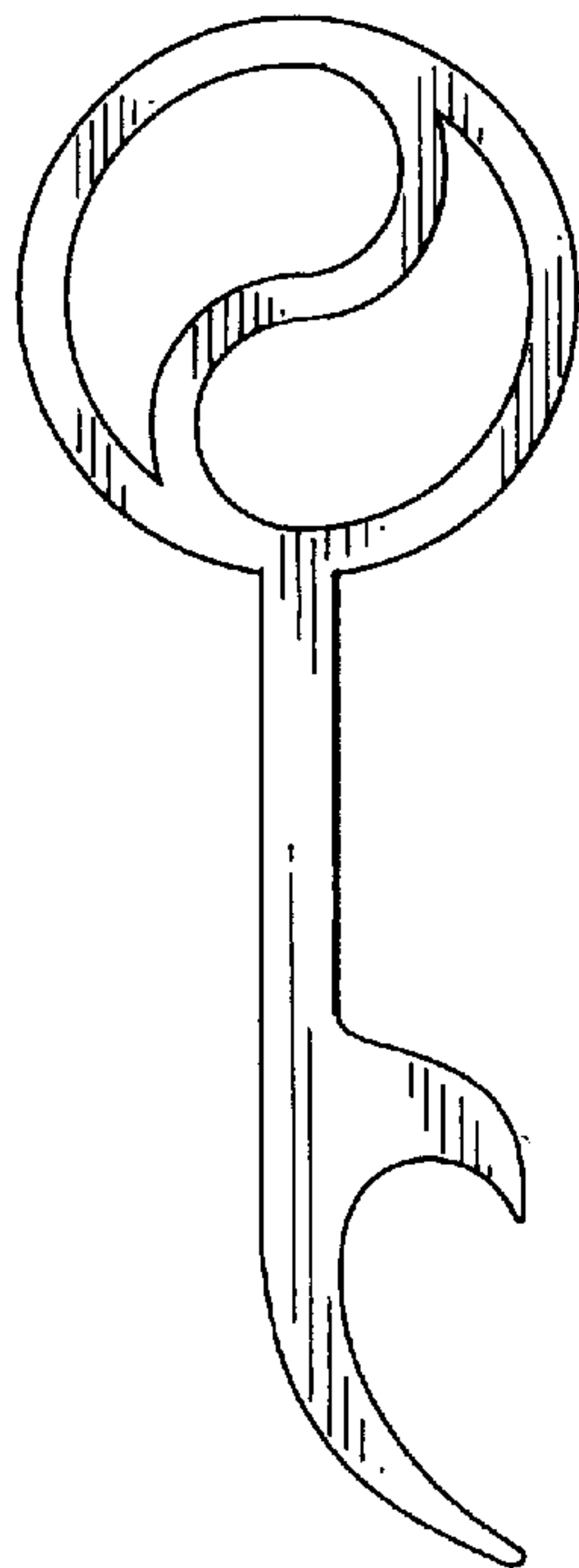


FIG. 1




FIG. 3

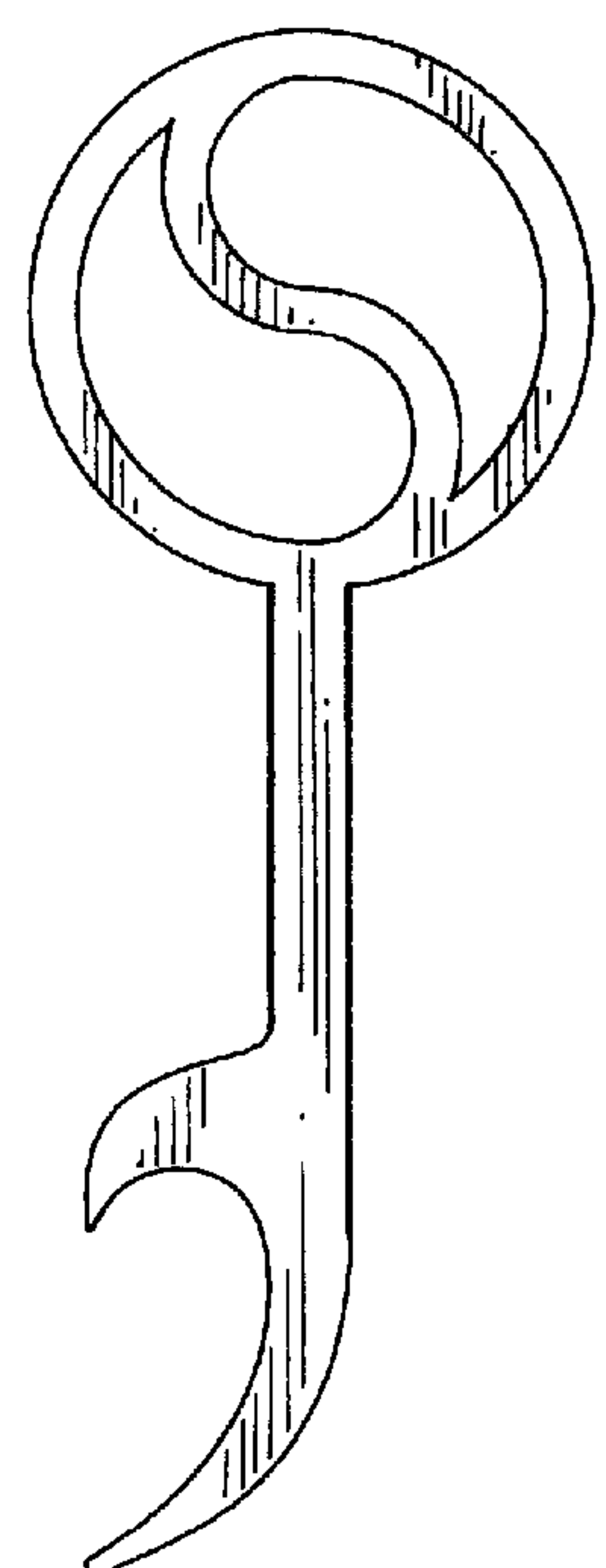


FIG. 2

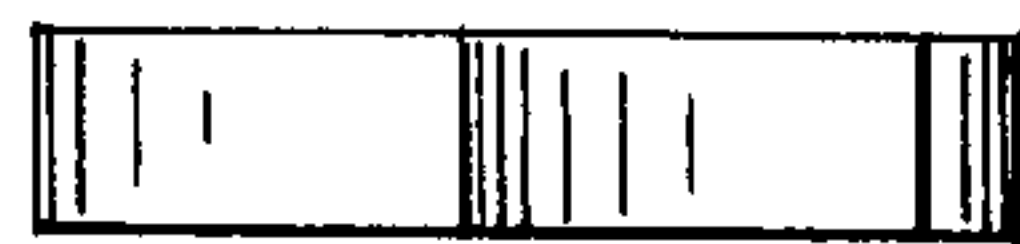


FIG. 6

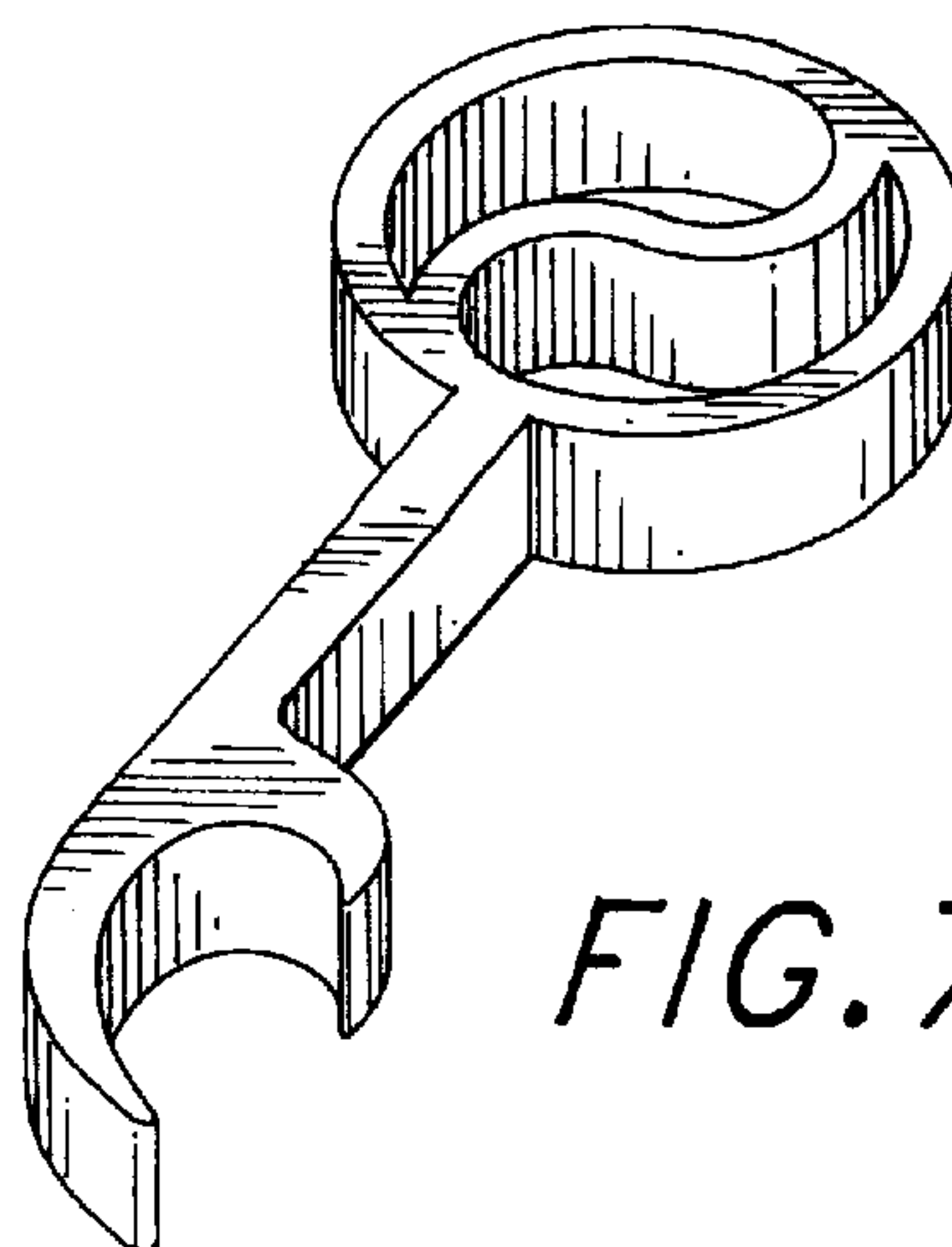


FIG. 7