



US00D466754S

(12) **United States Design Patent**  
**Janky et al.**

(10) **Patent No.:** **US D466,754 S**

(45) **Date of Patent:** **\*\* Dec. 10, 2002**

(54) **CARAFE**

(75) Inventors: **Gregory T. Janky**, Sammamish, WA  
(US); **Gary Hurlbut**, Seattle, WA (US)

(73) Assignee: **Pacific Market, Inc.**, Seattle, WA (US)

(\*\*) Term: **14 Years**

(21) Appl. No.: **29/144,308**

(22) Filed: **Jun. 28, 2001**

(51) **LOC (7) Cl.** ..... **07-01**

(52) **U.S. Cl.** ..... **D7/319; D7/317**

(58) **Field of Search** ..... D7/316-319, 598,  
D7/536, 600, 510, 511; D23/209; 222/131,  
470; 215/12.1; 220/592.1

(56) **References Cited**

**U.S. PATENT DOCUMENTS**

D213,577 S	*	3/1969	Douglas	.....	D7/317
D217,734 S	*	6/1970	Abramson	.....	D7/317
D343,983 S	*	2/1994	Tardif	.....	D7/319
D383,351 S	*	9/1997	DeMore	.....	D7/319
D398,184 S	*	9/1998	Silverberg et al.	.....	D7/319
D415,922 S	*	11/1999	Kawasaki et al.	.....	D7/317
D416,163 S	*	11/1999	Doritty et al.	.....	D7/319
D418,714 S	*	1/2000	Fox et al.	.....	D7/319
D420,545 S	*	2/2000	Huang	.....	D7/318
D421,361 S	*	3/2000	Coulson et al.	.....	D7/319
D429,118 S		8/2000	Hurlbut		
D429,119 S		8/2000	Hurlbut		
D430,449 S	*	9/2000	Yeh	.....	D7/319
D430,769 S		9/2000	Hurlbut		

D431,969 S		10/2000	Hurlbut		
D434,611 S		12/2000	Yu		
D436,790 S	*	1/2001	Saltet	.....	D7/319
D439,631 S	*	3/2001	Crescenzi et al.	.....	D23/209
D458,081 S	*	6/2002	Bodum	.....	D7/510

**OTHER PUBLICATIONS**

Trudeau, Filter Press, Press 'n Pour, Saturn Rings, Pyramid, Pump Thermal Carafe, catalog, USA.

Pacific Market, Inc. (design sold at least as early as Jan. 1999).

Centura By Corning Catalog 1968, 9 cup percolator and 4-cup percolator.

\* cited by examiner

*Primary Examiner*—M. N. Pandozzi

(74) *Attorney, Agent, or Firm*—Seed Intellectual Property Law Group PLLC

(57) **CLAIM**

The ornamental design for a carafe, as shown and described.

**DESCRIPTION**

FIG. 1 is a top right perspective view of a carafe showing my new design.

FIG. 2 is a right side elevational view of the design.

FIG. 3 is a rear elevational view of the design.

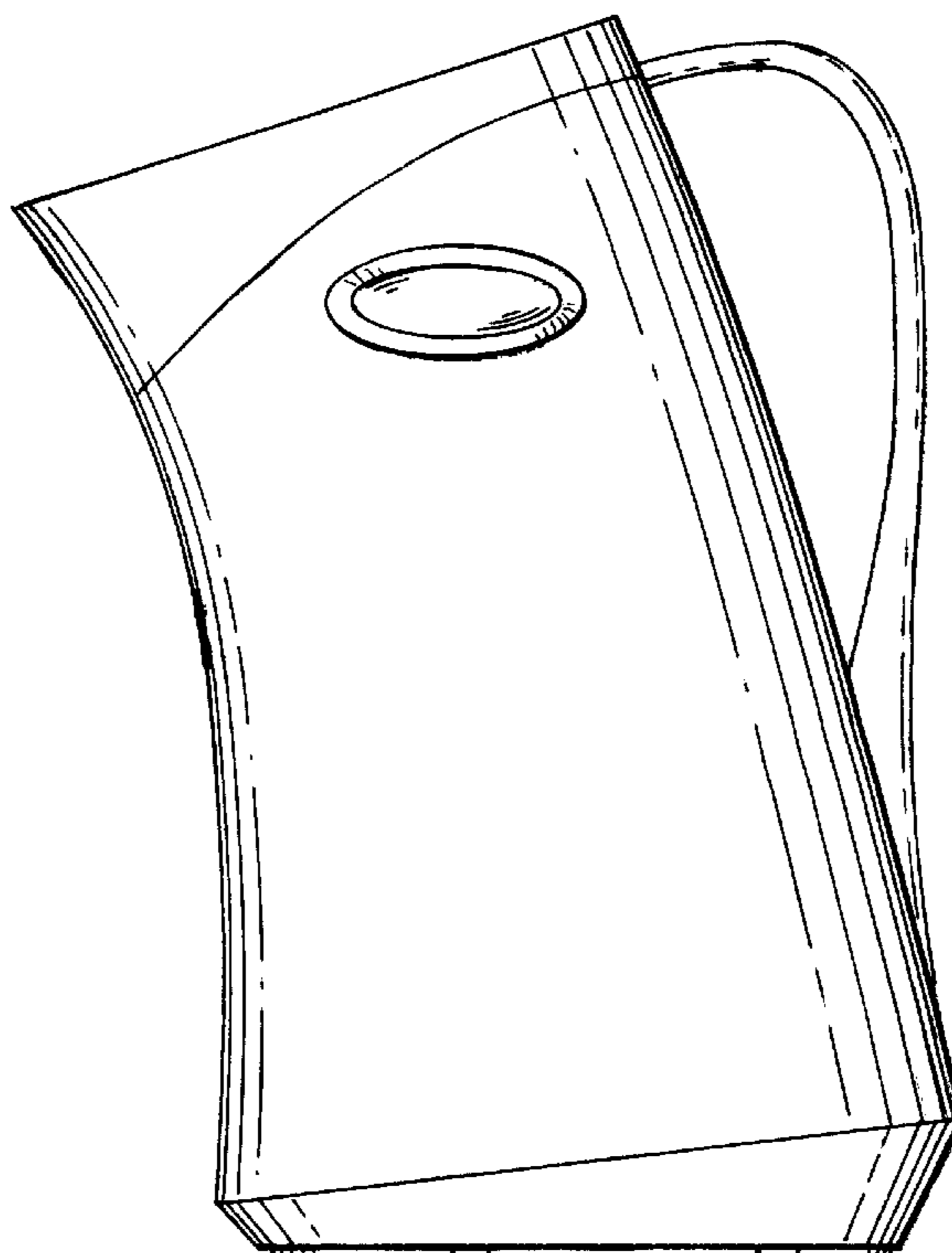
FIG. 4 is a left side elevational view of the design.

FIG. 5 is a front elevational view of the design.

FIG. 6 is a top plan view of the design; and,

FIG. 7 is a bottom plan view of the design.

**1 Claim, 3 Drawing Sheets**



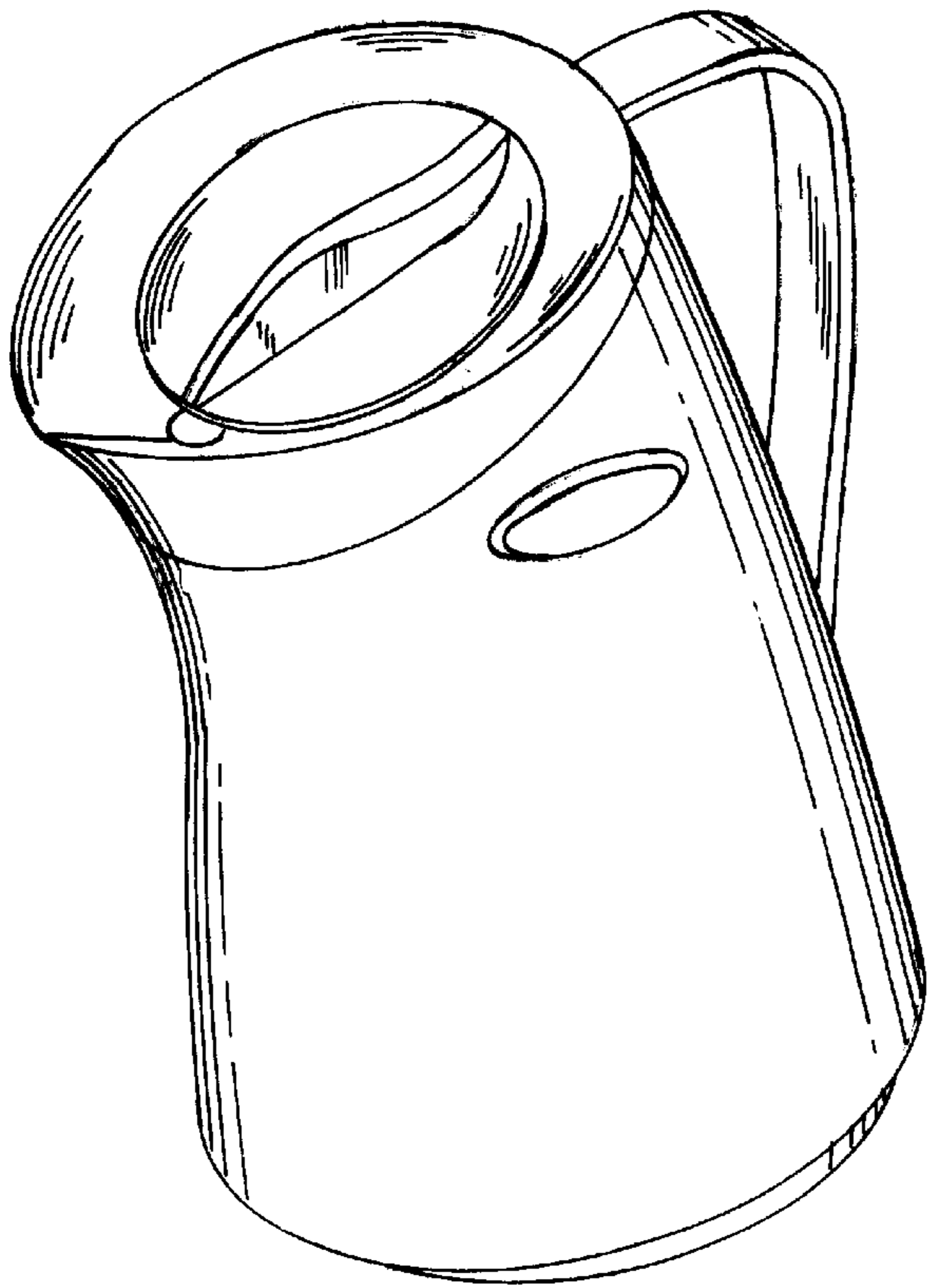


FIG. 1

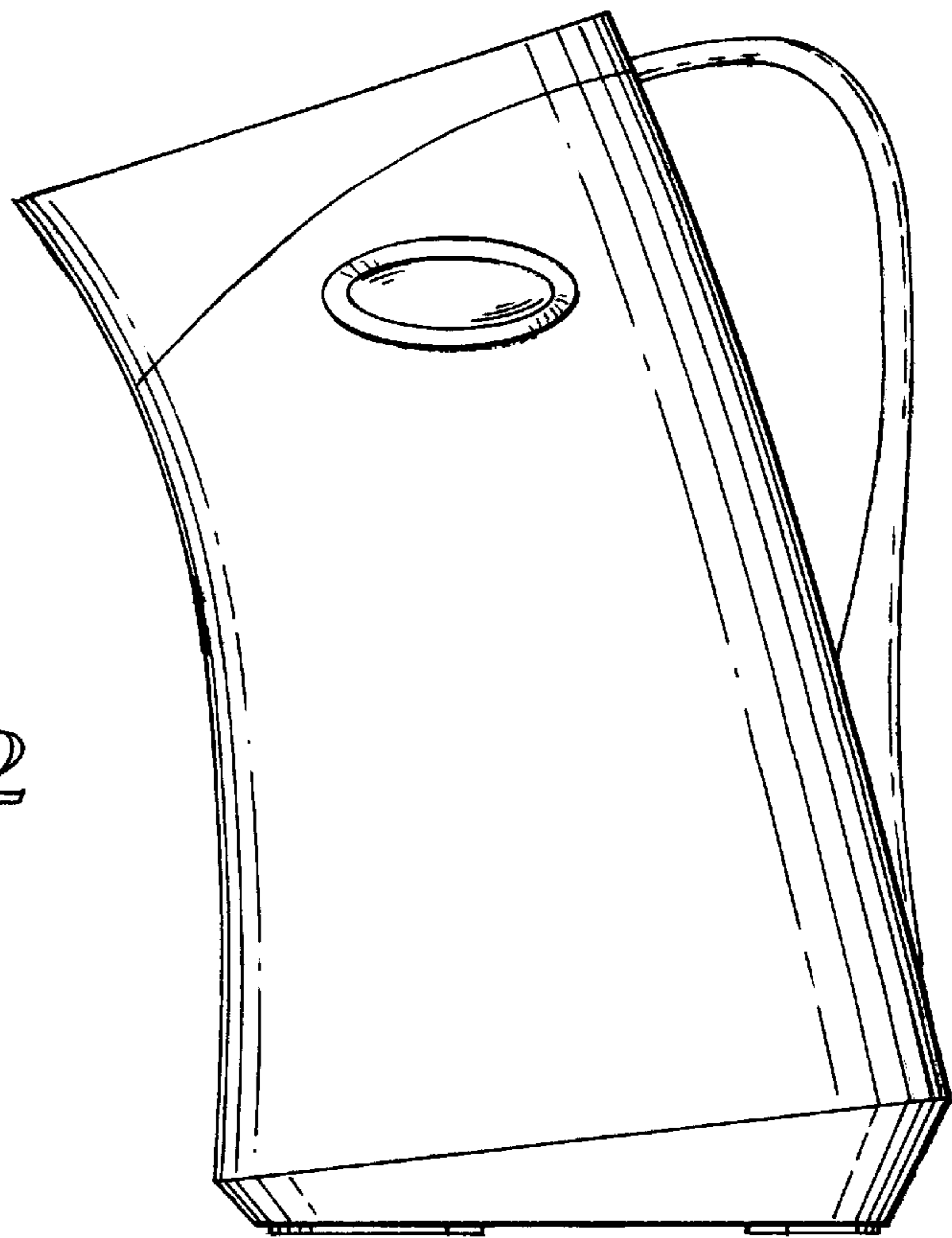


FIG. 2


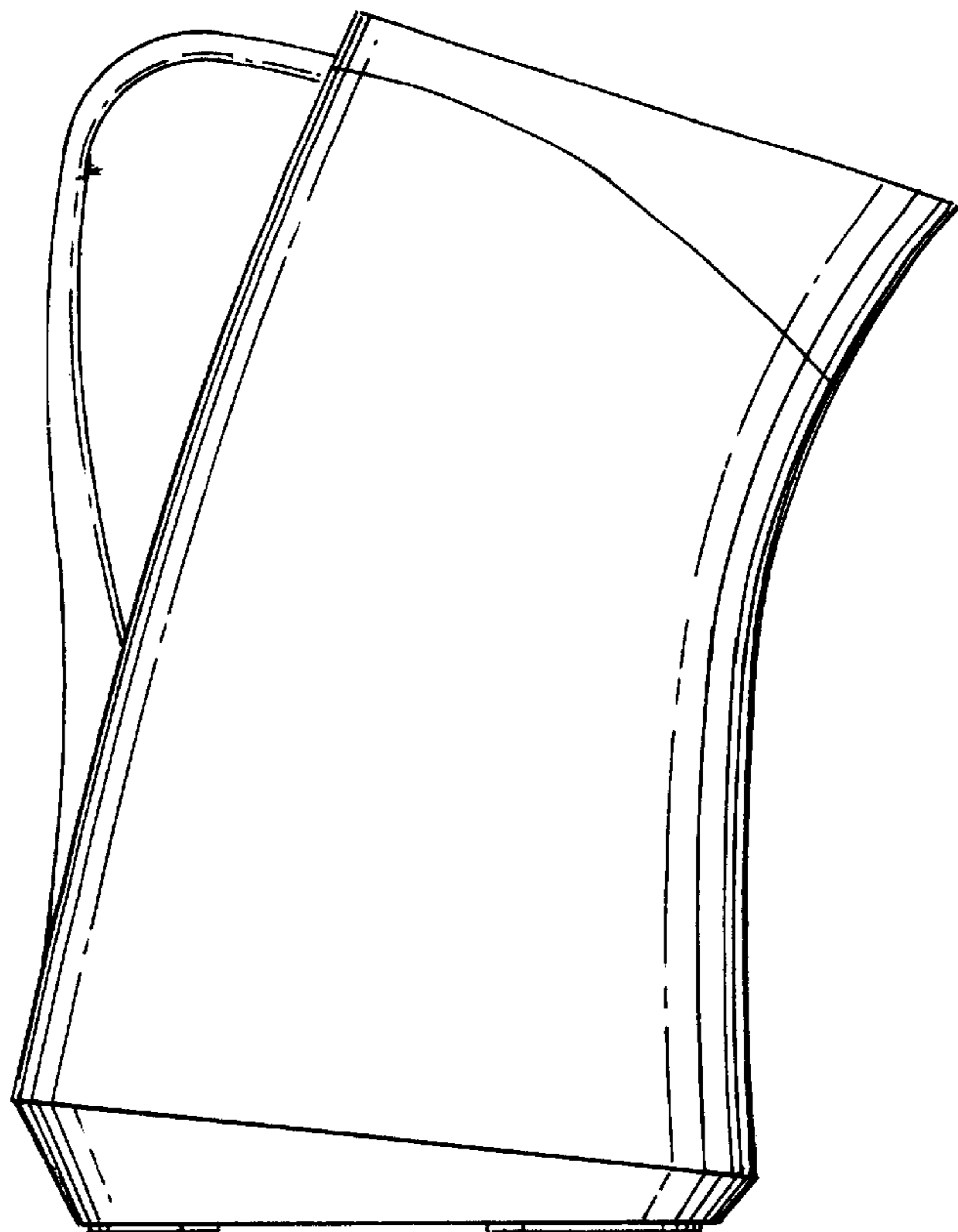


FIG. 3

FIG. 4



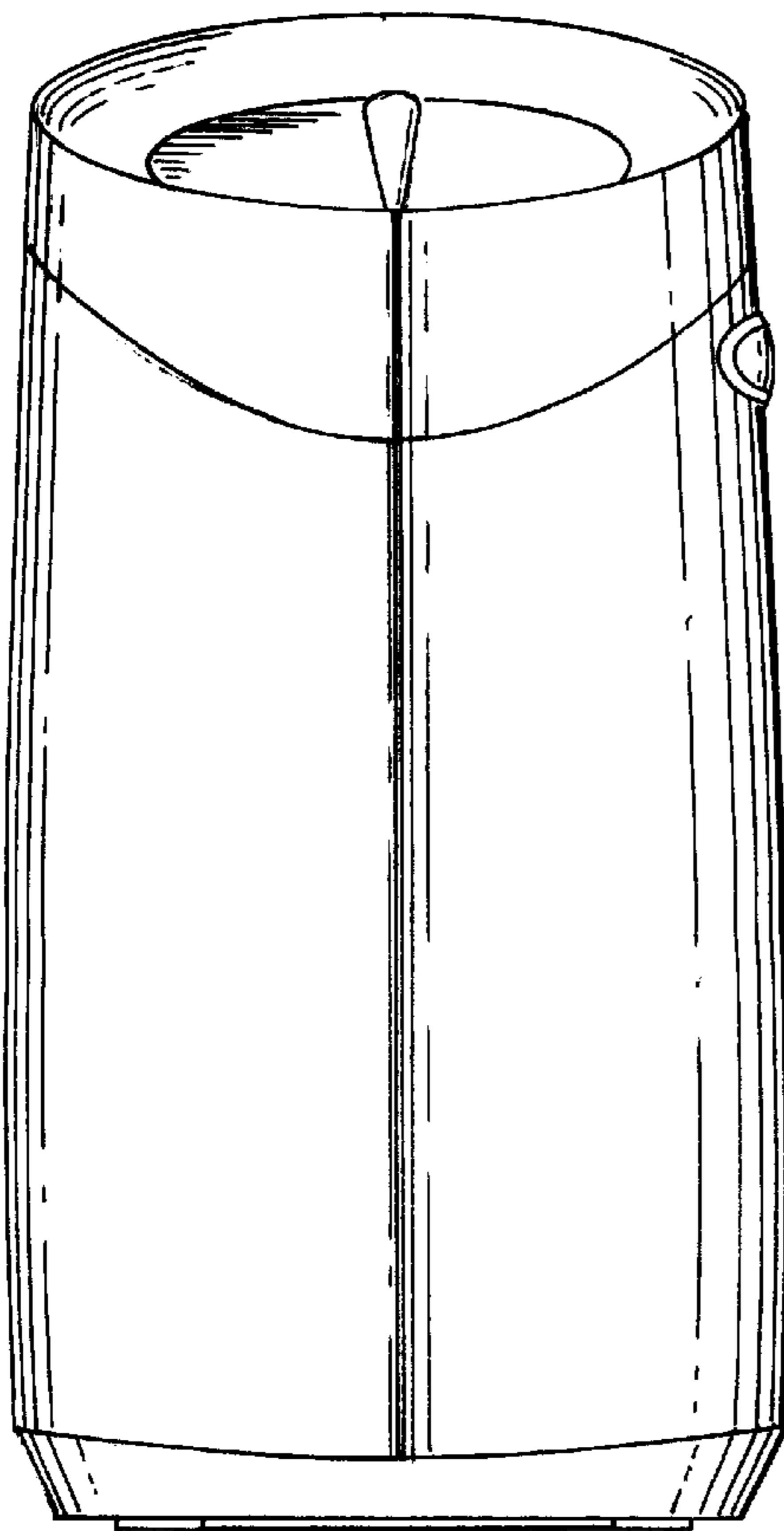


FIG. 5

FIG. 6

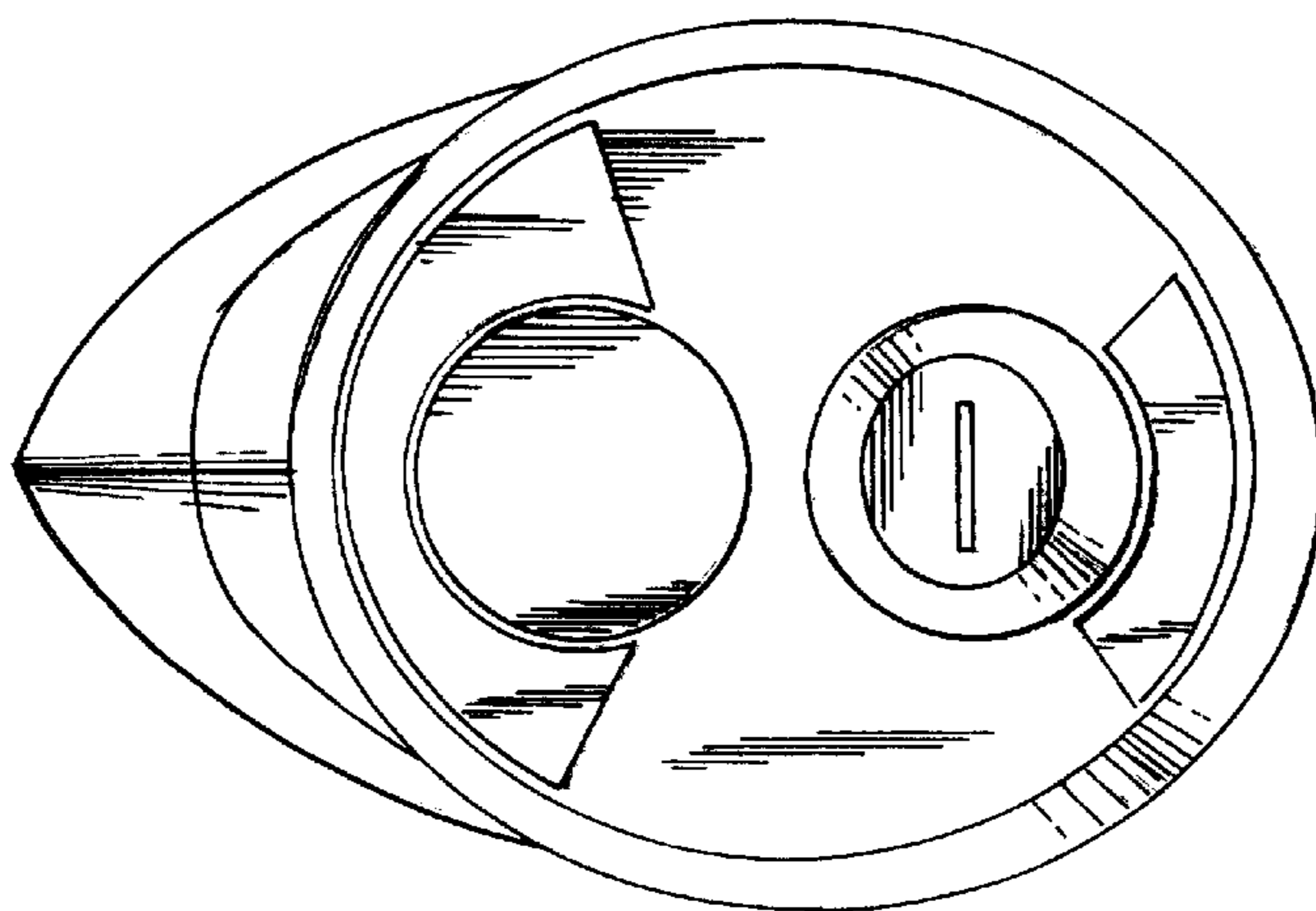
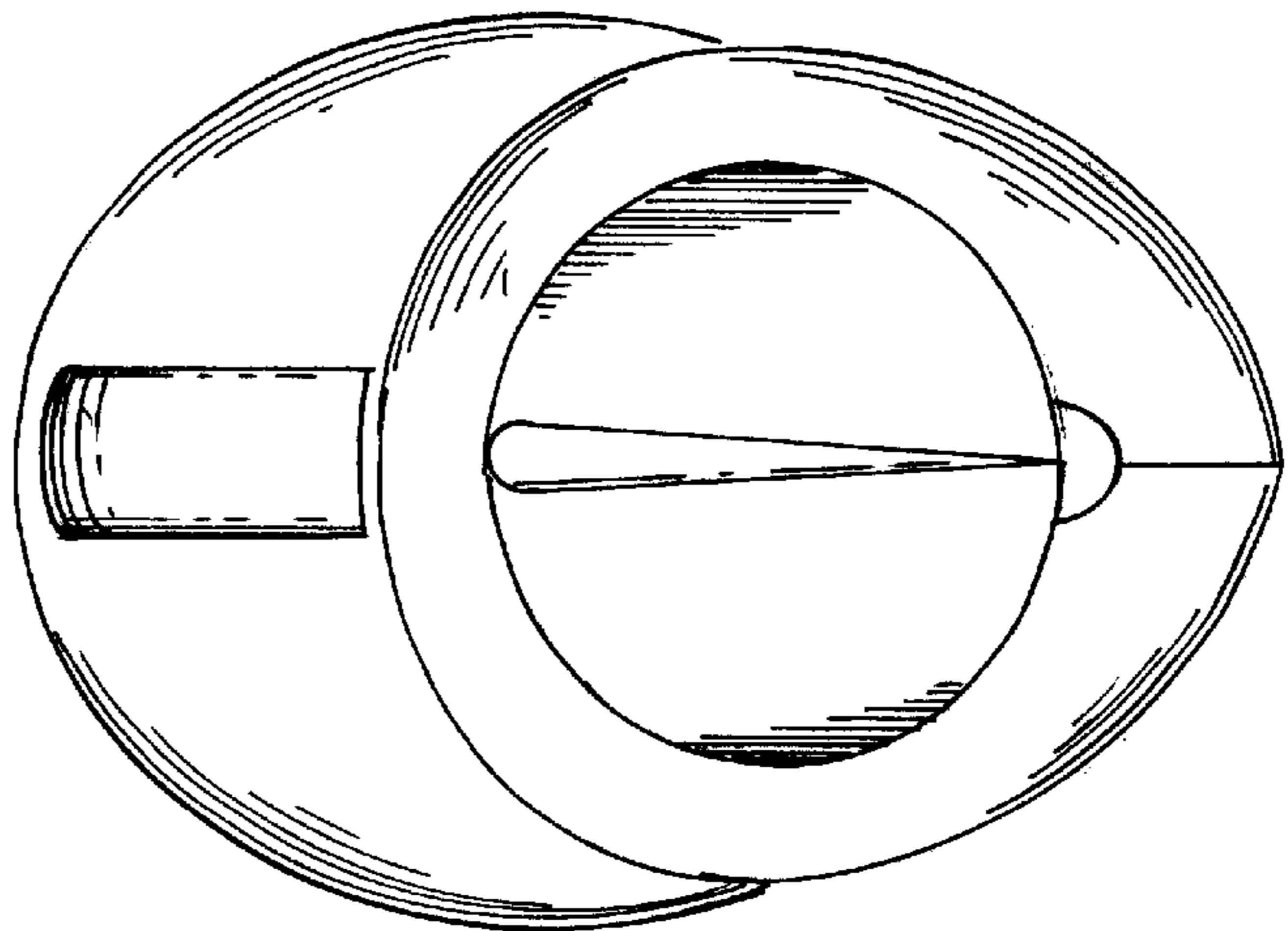


FIG. 7