



US00D466753S

(12) **United States Design Patent**  
**Shin**

(10) **Patent No.:** **US D466,753 S**

(45) **Date of Patent:** **\*\* Dec. 10, 2002**

(54) **PENDANT**

D170,282 S \* 8/1953 Philippe ..... D11/40  
D392,912 S \* 3/1998 Roos et al. .... D11/81

(75) Inventor: **Youn Hee Shin**, Flushing, NY (US)

\* cited by examiner

(73) Assignee: **Sandberg & Sikorski Diamond Corporation**, New York, NY (US)

*Primary Examiner*—Ralf Seifert

(\*\*) Term: **14 Years**

(74) *Attorney, Agent, or Firm*—Gottlieb, Rackman & Reisman, P.C.

(21) Appl. No.: **29/150,696**

(57) **CLAIM**

(22) Filed: **Nov. 26, 2001**

The ornamental design for a pendant, as shown and described.

(51) **LOC (7) Cl.** ..... **11-01**

**DESCRIPTION**

(52) **U.S. Cl.** ..... **D7/79; D11/108**

(58) **Field of Search** ..... D11/1, 2, 7, 11,  
D11/14, 40-41, 43-44, 47-49, 53, 55, 62,  
63, 65-66, 68-70, 72-73, 75-77, 79-97,  
99-101, 103, 108, 110, 112, 115; D3/211;  
63/1.11, 1.14, 12, 13, 14.1, 18, 19, 20,  
23

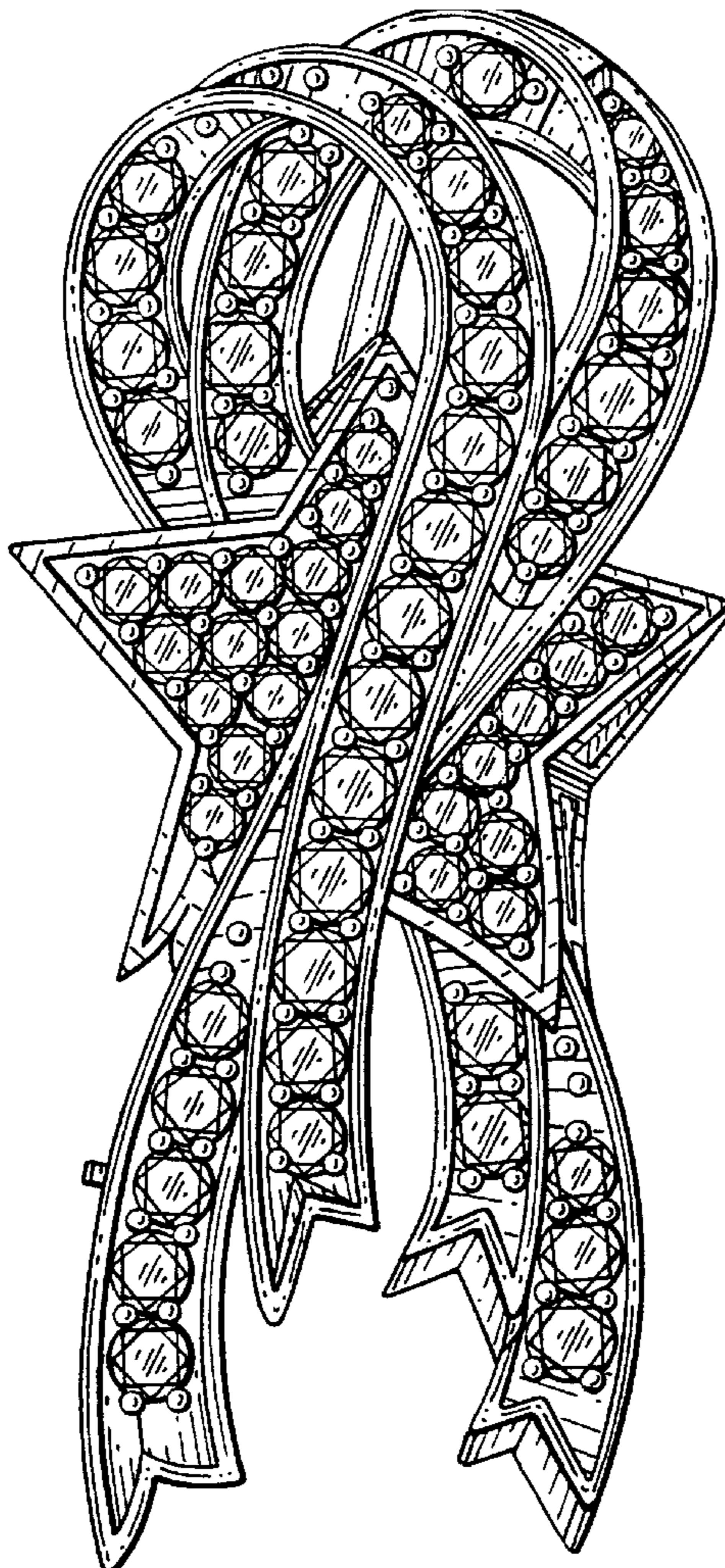
FIG. 1 is a front elevational view thereof;  
FIG. 2 is a right side elevational view thereof;  
FIG. 3 is a top plan view thereof;  
FIG. 4 is a left side elevational view thereof;  
FIG. 5 is a rear elevational view thereof;  
FIG. 6 is a bottom plan view thereof; and,  
FIG. 7 is a front elevational view of a second embodiment thereof.

(56) **References Cited**

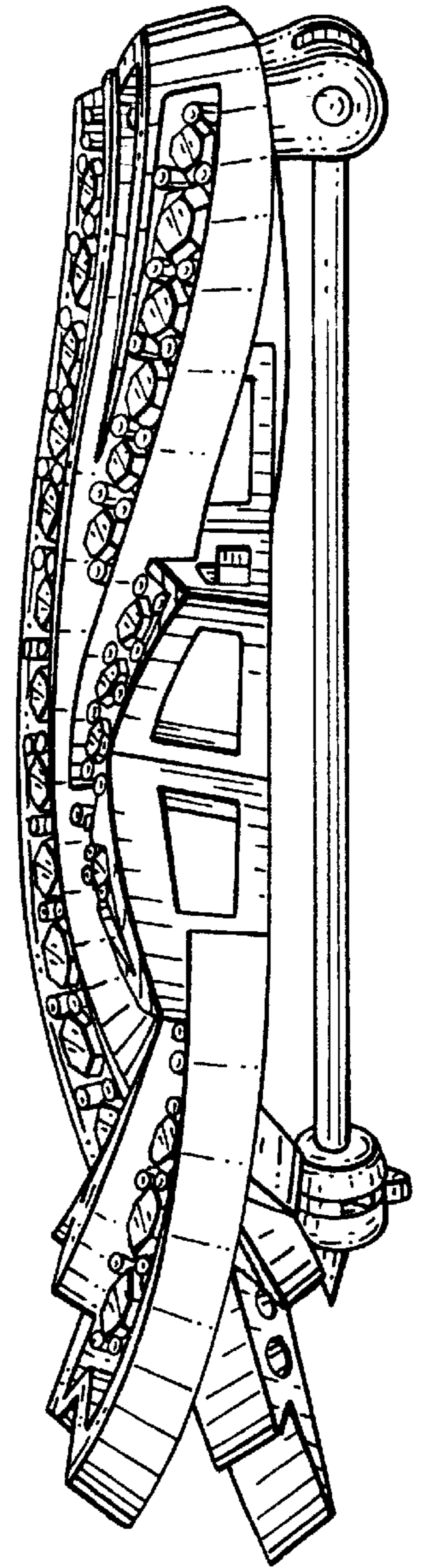
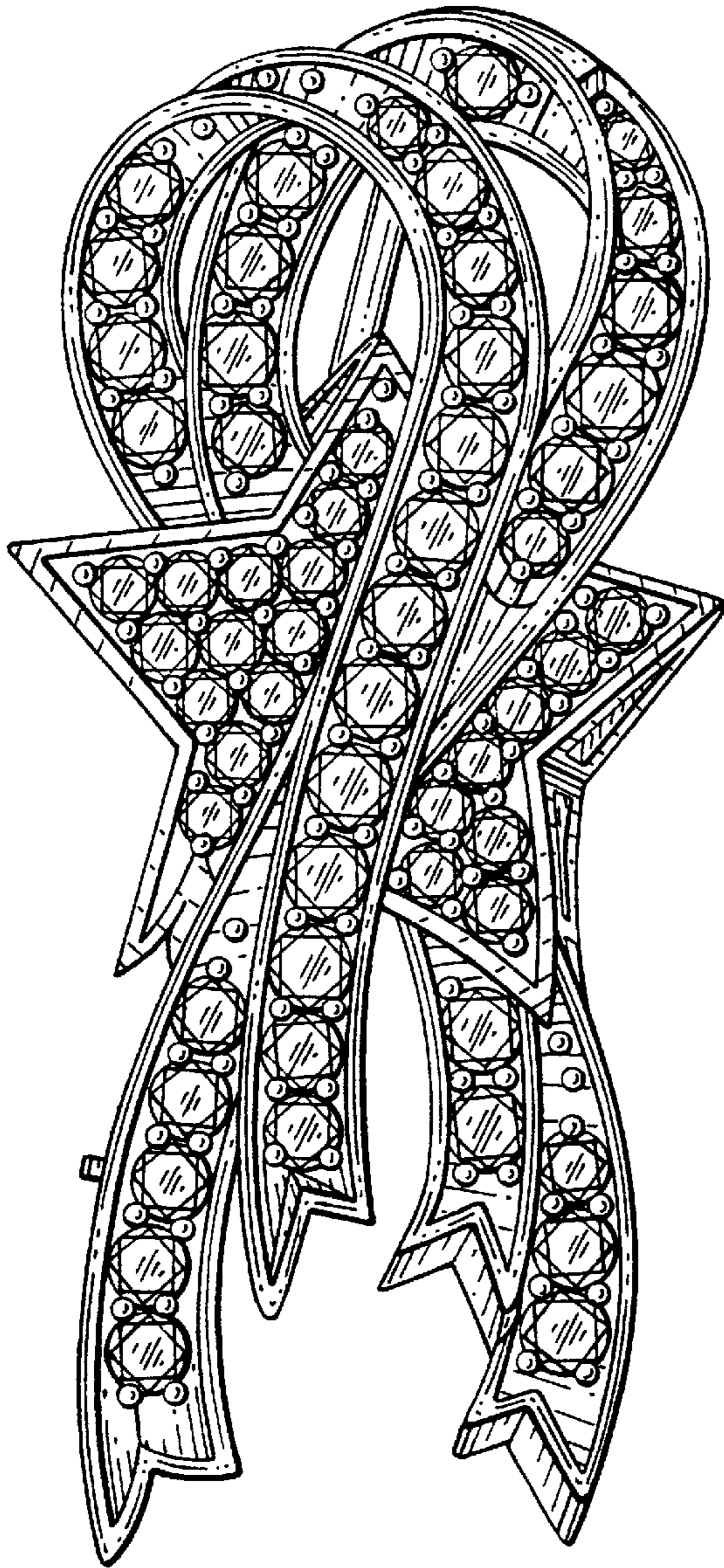
**U.S. PATENT DOCUMENTS**

D151,494 S \* 10/1948 Boucher ..... D11/44

**1 Claim, 4 Drawing Sheets**



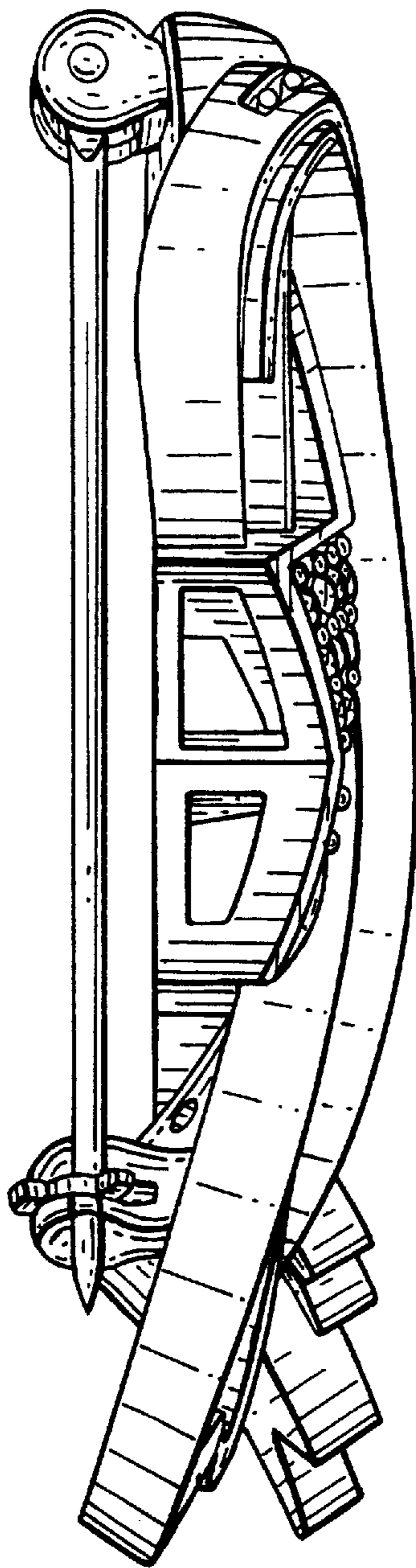

*FIG. 1*



*FIG. 2*

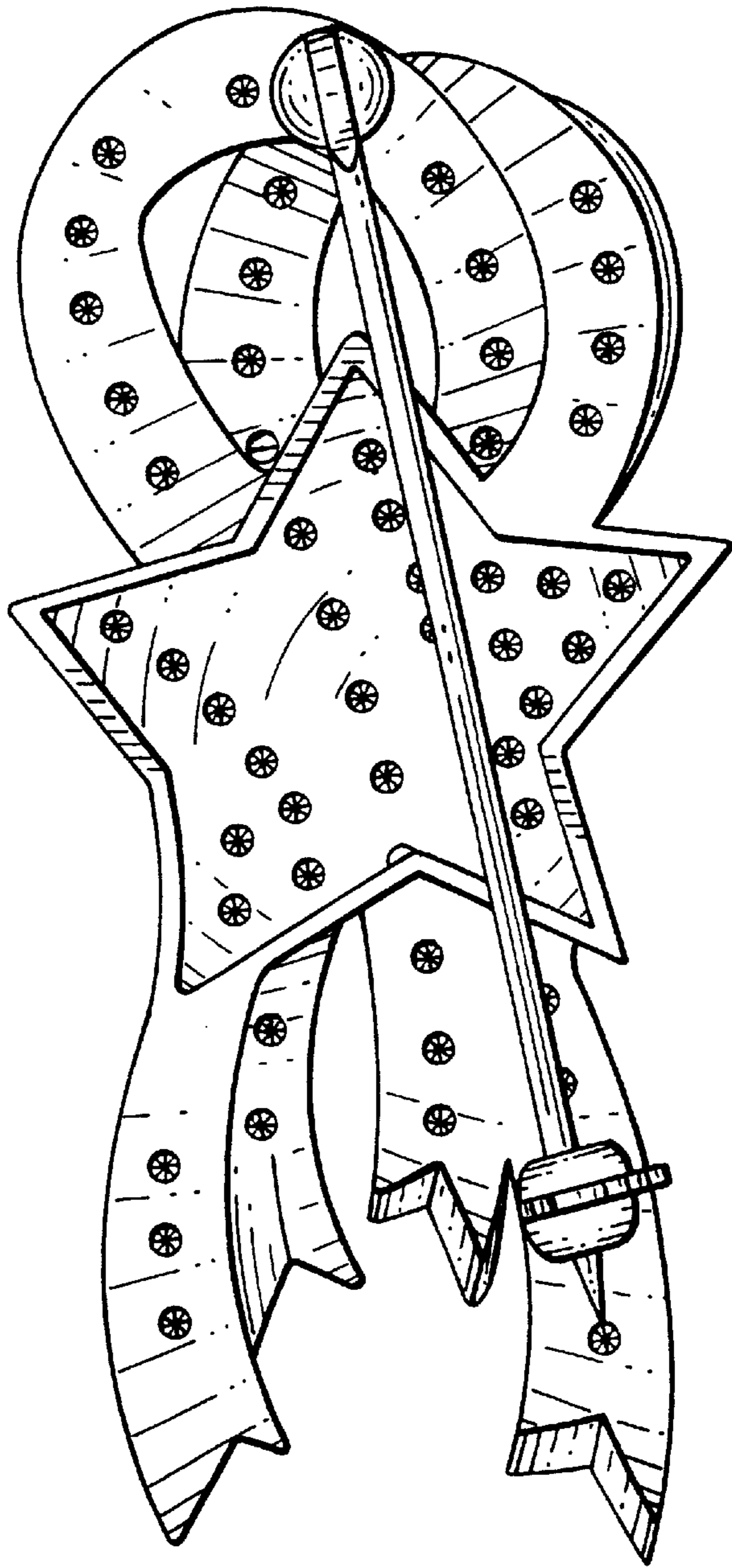


*FIG. 3*




*FIG. 4*

*FIG. 5*



*FIG. 6*



*FIG. 7*

