



US00D466743S

(12) **United States Design Patent**
Ouyoung

(10) **Patent No.:** **US D466,743 S**

(45) **Date of Patent:** **** Dec. 10, 2002**

(54) **TOWEL BAR**

(76) **Inventor:** **Ming Ouyoung**, 22, Chen-Kou Rd.,
Taichung Export Processing Zone (TW)

(**) **Term:** **14 Years**

(21) **Appl. No.:** **29/150,817**

(22) **Filed:** **Nov. 29, 2001**

(51) **LOC (7) Cl.** **06-04**

(52) **U.S. Cl.** **D6/549**

(58) **Field of Search** D6/546-50, 518,
D6/522-24; D8/300, 307-8, 315-20; 108/29;
211/13.1, 16, 60.1, 86.01, 87.01, 88.04,
105.1-105.2, 106, 123, 181.1; 242/570,
588-90, 597-98; 248/49, 175, 200-201,
205.1, 214, 251-54, 261, 302, 304, 309.1,
314-17

(56) **References Cited**

U.S. PATENT DOCUMENTS

2,542,941 A	*	2/1951	Post	248/205.1
D259,753 S	*	7/1981	Fleischmann et al.	D6/549
D318,590 S		7/1991	McKeone	D6/524
D328,215 S		7/1992	McKeone	D6/524
D336,726 S	*	6/1993	Paulin et al.	D6/549
D337,014 S		7/1993	Wang	D6/550
D337,230 S		7/1993	Wang	D6/550
D357,379 S		4/1995	Lehn et al.	D6/549
D357,840 S		5/1995	Lehn et al.	D6/549
D362,361 S		9/1995	Lehn et al.	D6/523

D390,397 S		2/1998	Chen	D6/550
D406,484 S		3/1999	Wu	D6/566
D407,931 S		4/1999	Sweetman	D6/524
D408,669 S		4/1999	Kuo	D6/550
D416,785 S		11/1999	Ming-Hsiao	D8/363
D417,112 S		11/1999	Chen	D6/546
D417,576 S	*	12/1999	Ming-Hsiao	D6/549
D417,989 S		12/1999	Moore et al.	D6/524
D417,995 S		12/1999	Chen	D6/550
D424,354 S		5/2000	Duggan	D6/550
D427,471 S	*	7/2000	Chen	D6/549
D439,091 S	*	3/2001	Milrud et al.	D6/549
D452,100 S	*	12/2001	Gilbert	D6/549

* cited by examiner

Primary Examiner—Brian N. Vinson
(74) *Attorney, Agent, or Firm*—Brinks Hofer Gilson & Lione

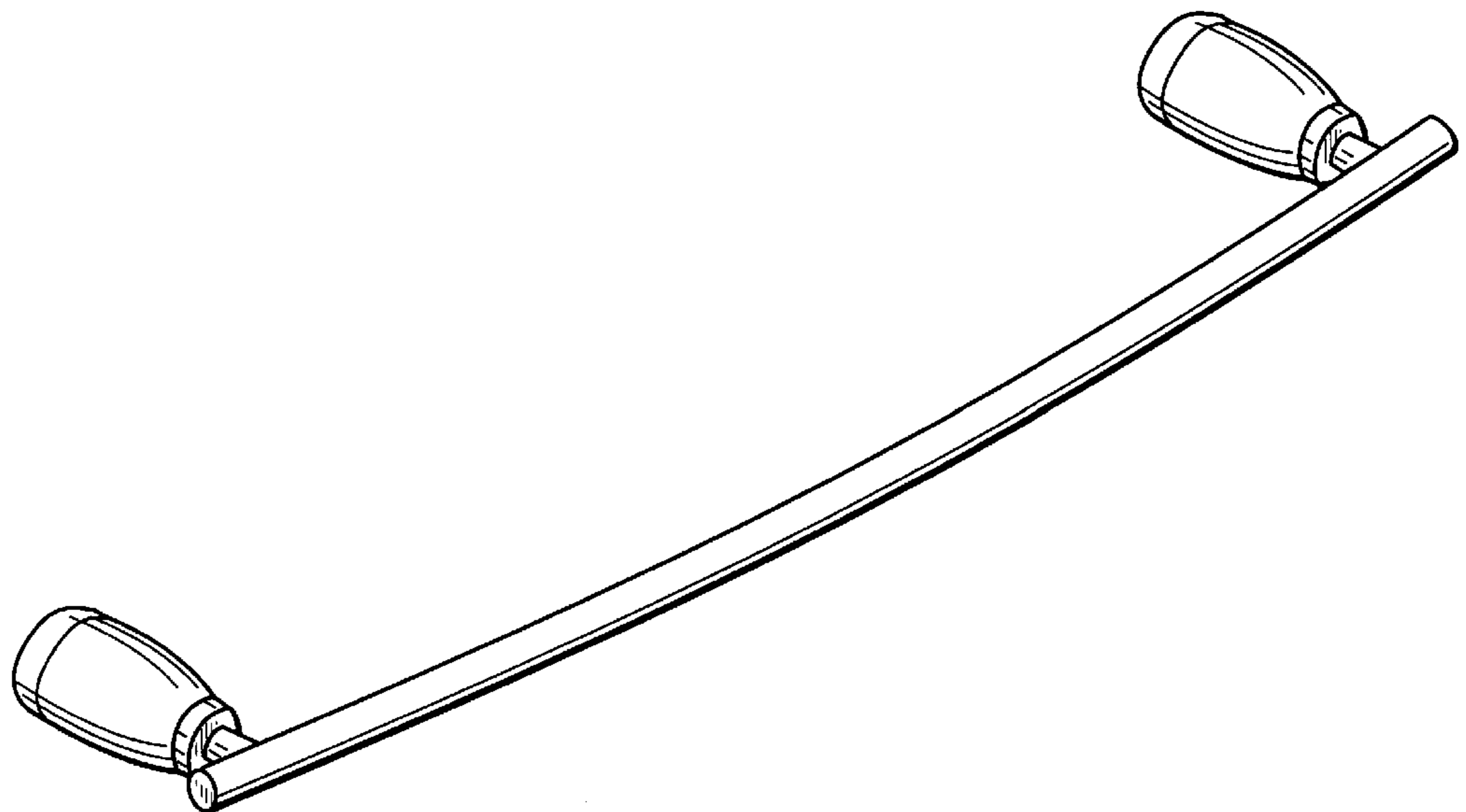
(57) **CLAIM**

The ornamental design for a towel bar, as shown and described.

DESCRIPTION

FIG. 1 is a perspective view showing my new design.
FIG. 2 is a top elevational view thereof.
FIG. 3 is a bottom elevational view thereof.
FIG. 4 is a right elevational view thereof.
FIG. 5 is a left elevational view thereof.
FIG. 6 is a front elevational view thereof; and,
FIG. 7 is a rear elevational view thereof.

1 Claim, 4 Drawing Sheets



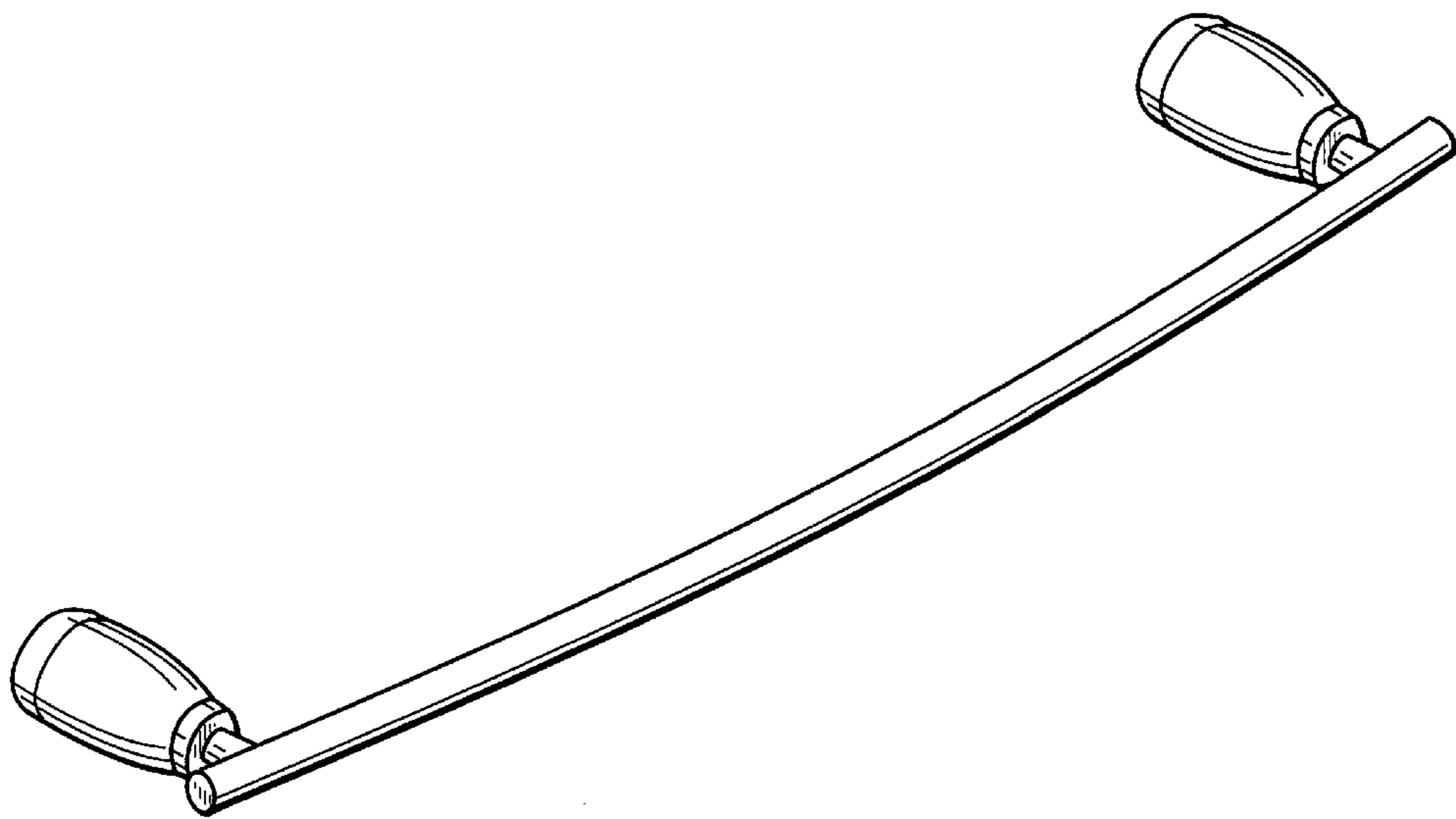


FIG. 1



FIG. 2




FIG. 3

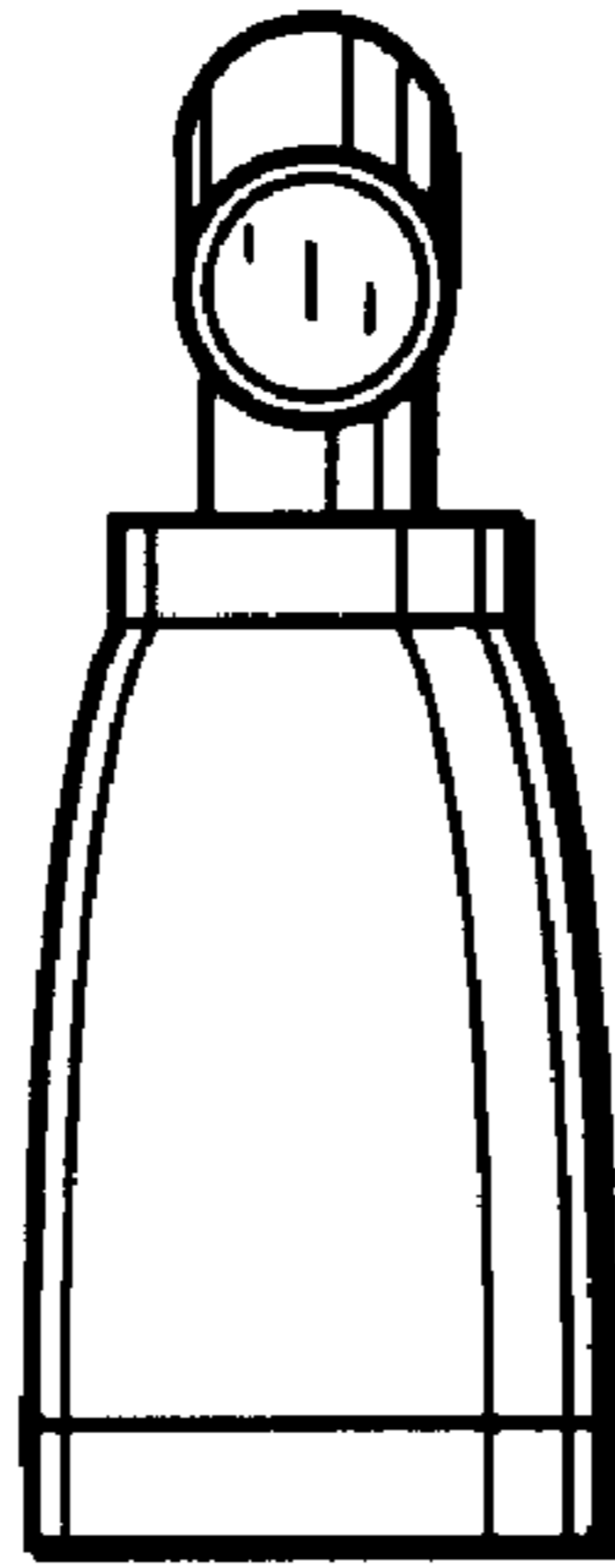


FIG. 4

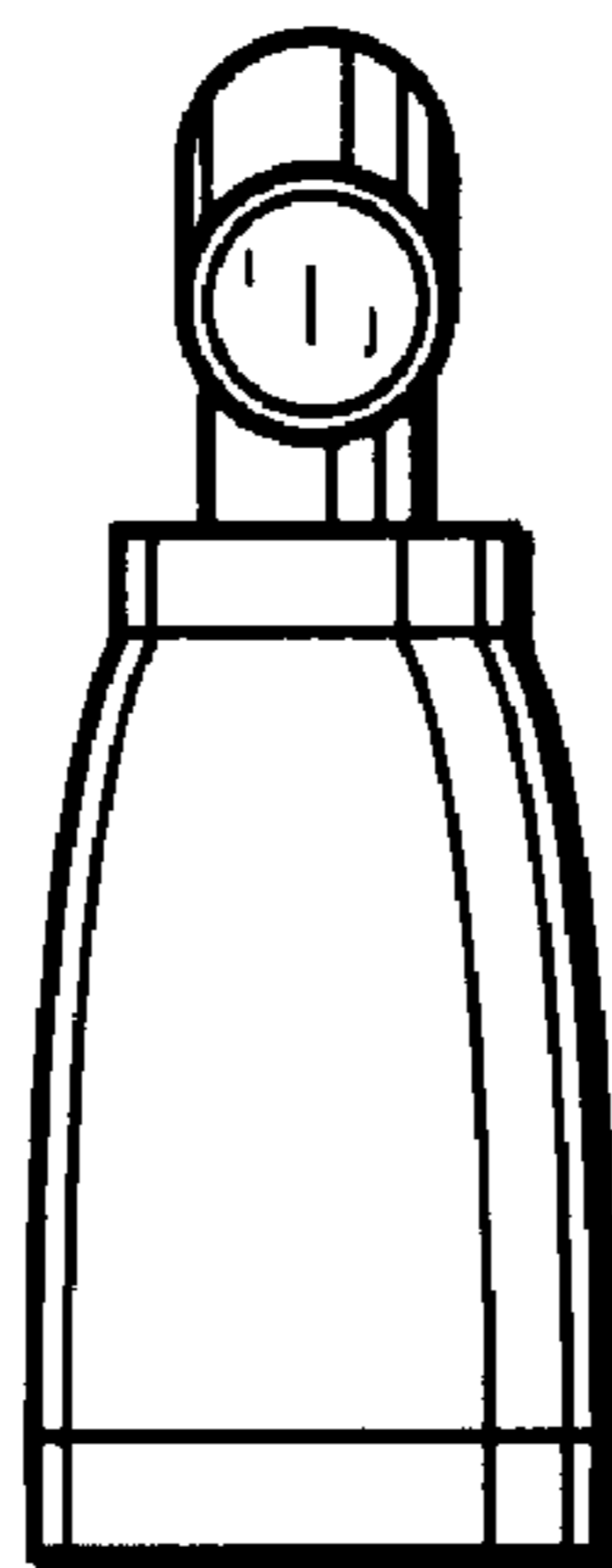


FIG. 5

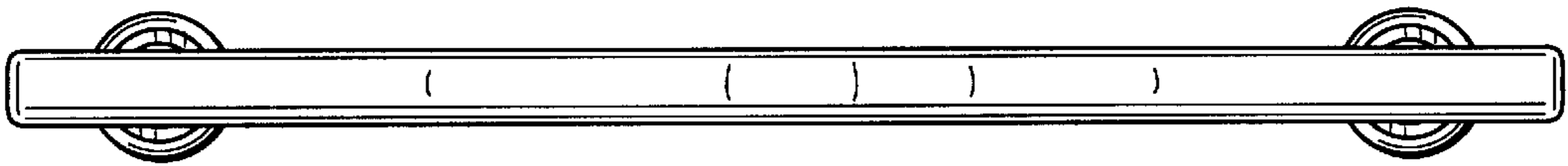


FIG. 6




FIG. 7