



US00D466731S

(12) **United States Design Patent**
Tobin, Jr.

(10) **Patent No.:** **US D466,731 S**

(45) **Date of Patent:** **** Dec. 10, 2002**

(54) **ENDBOARD**

D429,434 S * 8/2000 Walters-Dowding et al. D6/508

(75) **Inventor:** **Avis Edward Tobin, Jr.**, Lexington, NC (US)

(73) **Assignee:** **Thomasville Furniture Industries, Inc.**, Thomasville, NC (US)

(**) **Term:** **14 Years**

(21) **Appl. No.:** **29/156,211**

(22) **Filed:** **Feb. 25, 2002**

(51) **LOC (7) Cl.** **06-06**

(52) **U.S. Cl.** **D6/505; D6/508**

(58) **Field of Search** D6/382, 388, 389,
D6/505-508; 5/53.1, 279.1, 280, 281, 907,
414

(56) **References Cited**

U.S. PATENT DOCUMENTS

D26,415 S	*	12/1896	Semel	D6/393
D26,688 S	*	2/1897	Frank	D6/508
D361,231 S	*	8/1995	Yeh	D6/508
D391,781 S		3/1998	Cain	D6/393
D392,480 S		3/1998	Cain	D6/505
D419,329 S		1/2000	Cain	D6/389

OTHER PUBLICATIONS

Iron Headboard and Footboard, Summer Cottage Collection brochure, Thomasville Furniture Industries, Inc., p. 3, 2000.

* cited by examiner

Primary Examiner—Janice E. Seeger

(74) *Attorney, Agent, or Firm*—Womble Carlyle Sandridge & Rice, PLLC

(57) **CLAIM**

The ornamental design for an endboard, as shown and described.

DESCRIPTION


FIG. 1 is a left front perspective view of an endboard showing my new design;

FIG. 2 is a side elevational view, the opposite side being a mirror image thereof; and,

FIG. 3 is a front elevational view thereof.

The views of the endboard not shown form no part of the claimed design. The dashed lines representing the post in FIGS. 1 and 3 represent environmental elements only and form no part of the claimed design.

1 Claim, 2 Drawing Sheets






FIG. 1



FIG. 2




FIG. 3