



US00D466718S

(12) **United States Design Patent**
Abeyta, Jr. et al.

(10) **Patent No.:** **US D466,718 S**
(45) **Date of Patent:** **** Dec. 10, 2002**

(54) **COMPACT DISC SECURING DEVICE**

(76) Inventors: **Edward L. Abeyta, Jr.**, 6058 Coors Ct., Arvada, CO (US) 80004; **Alan L. Abeyta**, 6048 Coors Ct., Arvada, CO (US) 80004

(**) Term: **14 Years**

(21) Appl. No.: **29/127,426**

(22) Filed: **Aug. 3, 2000**

(51) **LOC (7) Cl.** **06-04**

(52) **U.S. Cl.** **D6/407**

(58) **Field of Search** D14/432, 433,
D14/474, 478-80; D6/407, 626-35, 509;
206/308.1, 308.2, 308.3, 309-13, 493; 211/40;
40/340

(56) **References Cited**

U.S. PATENT DOCUMENTS

- 5,785,172 A * 7/1998 Bologna et al.
- 5,857,575 A * 1/1999 Watson et al.
- 5,907,533 A * 5/1999 Choi
- 5,950,822 A * 9/1999 Cloran et al.
- 6,065,594 A * 7/2000 Sankey et al.

- 6,085,900 A * 7/2000 Wong
- 6,089,384 A * 7/2000 Watson et al.
- 6,123,192 A * 9/2000 Rufo, Jr.
- 6,164,445 A * 12/2000 Cooper
- 6,170,656 B1 * 1/2001 Cerda-Vilaplana
- 6,179,120 B1 * 1/2001 Chou
- D439,435 S * 3/2001 Beldin, Jr. et al.
- 6,237,763 B1 * 5/2001 Lau
- 6,241,089 B1 * 6/2001 Grobecker

* cited by examiner

Primary Examiner—M. H. Tung

(74) *Attorney, Agent, or Firm*—Emery L. Tracy


(57) **CLAIM**

We claim the ornamental design for the compact disc securing device, as shown and described.

DESCRIPTION

FIG. 1 is a top plan view of a compact disc securing device in accordance with the present invention; FIG. 2 is a top perspective view thereof, on a reduced scale; FIG. 3 is a bottom plan view thereof; and, FIG. 4 is a side view thereof, the side is a mirror image.

1 Claim, 1 Drawing Sheet






FIG 1




FIG 2




FIG 3



FIG 4