

US00D466715S

(12) **United States Design Patent**  
**Gibson**

(10) **Patent No.:** **US D466,715 S**

(45) **Date of Patent:** **\*\* Dec. 10, 2002**

(54) **SEAT**

(75) **Inventor:** **Andrew C. Gibson**, Chapel Hill, NC (US)

(73) **Assignee:** **Klaussner Corporate Services, Inc.**, Asheboro, NC (US)

(\*\*) **Term:** **14 Years**

(21) **Appl. No.:** **29/157,215**

(22) **Filed:** **Mar. 14, 2002**

(51) **LOC (7) Cl.** ..... **06-01**

(52) **U.S. Cl.** ..... **D6/381**

(58) **Field of Search** ..... D6/334, 335, 364, D6/371, 381, 500, 501, 502; 5/12.1; 297/232

(56) **References Cited**

**U.S. PATENT DOCUMENTS**

D353,948 S	*	1/1995	Lowman	.....	D6/381
D368,598 S	*	4/1996	Natuzzi et al.	.....	D6/381
D372,370 S	*	8/1996	Natuzzi et al.	.....	D6/381
D381,528 S	*	7/1997	Natuzzi et al.	.....	D6/381
D382,723 S	*	8/1997	Natuzzi et al.	.....	D6/381
D402,818 S	*	12/1998	Gera	.....	D6/381
D414,954 S	*	10/1999	Christa et al.	.....	D6/381
D415,628 S	*	10/1999	Lewis	.....	D6/381
D429,901 S		8/2000	Gibson	.....	D6/335
D431,924 S	*	10/2000	Natuzzi et al.	.....	D6/381
D431,929 S	*	10/2000	Natuzzi et al.	.....	D6/381
D434,244 S	*	11/2000	Natuzzi et al.	.....	D6/381
D439,760 S	*	4/2001	Corella	.....	D6/381
D440,067 S	*	4/2001	Corella	.....	D6/381
D444,642 S	*	7/2001	Loon et al.	.....	D6/381
D451,695 S	*	12/2001	Vanderbloemen	.....	D6/381
D459,606 S	*	7/2002	Gibson	.....	D6/381

**OTHER PUBLICATIONS**

Natuzzi Model 616/617, International Home Furnishings Market, High Point, NC, Oct. 1988.\*

Bon Marche, p. 6, sofa at top left (as marked), Oct. 30, 1994.\*

Natuzzi Model 1693, International Home Furnishings Market, High Point, N.C., Apr. 1998.\*

Natuzzi Model 1742, International Home Furnishings Market, High Point, NC, Sep. 1998.\*

Sofa, Windsor Style #44-01, Sealy Furniture, available as of the filing date.

Sofa, Kenya Style #88700, Sealy Furniture, available as of the filing date.

\* cited by examiner

*Primary Examiner*—Gary D. Watson

(74) *Attorney, Agent, or Firm*—Womble Carlyle Sandridge & Rice, PLLC

(57) **CLAIM**

The ornamental design for a seat, as shown and described.

**DESCRIPTION**

FIG. 1 is a left front perspective view of a seat showing my new design;

FIG. 2 is a front perspective view thereof;


FIG. 3 is a side elevational view, the opposite side being a mirror image thereof;

FIG. 4 is a rear elevational view thereof; and,

FIG. 5 is a top view thereof.

The views of the seat not shown form no part of the claimed design. The dashed lines represent environmental elements only and form no part of the claimed design.

**1 Claim, 5 Drawing Sheets**



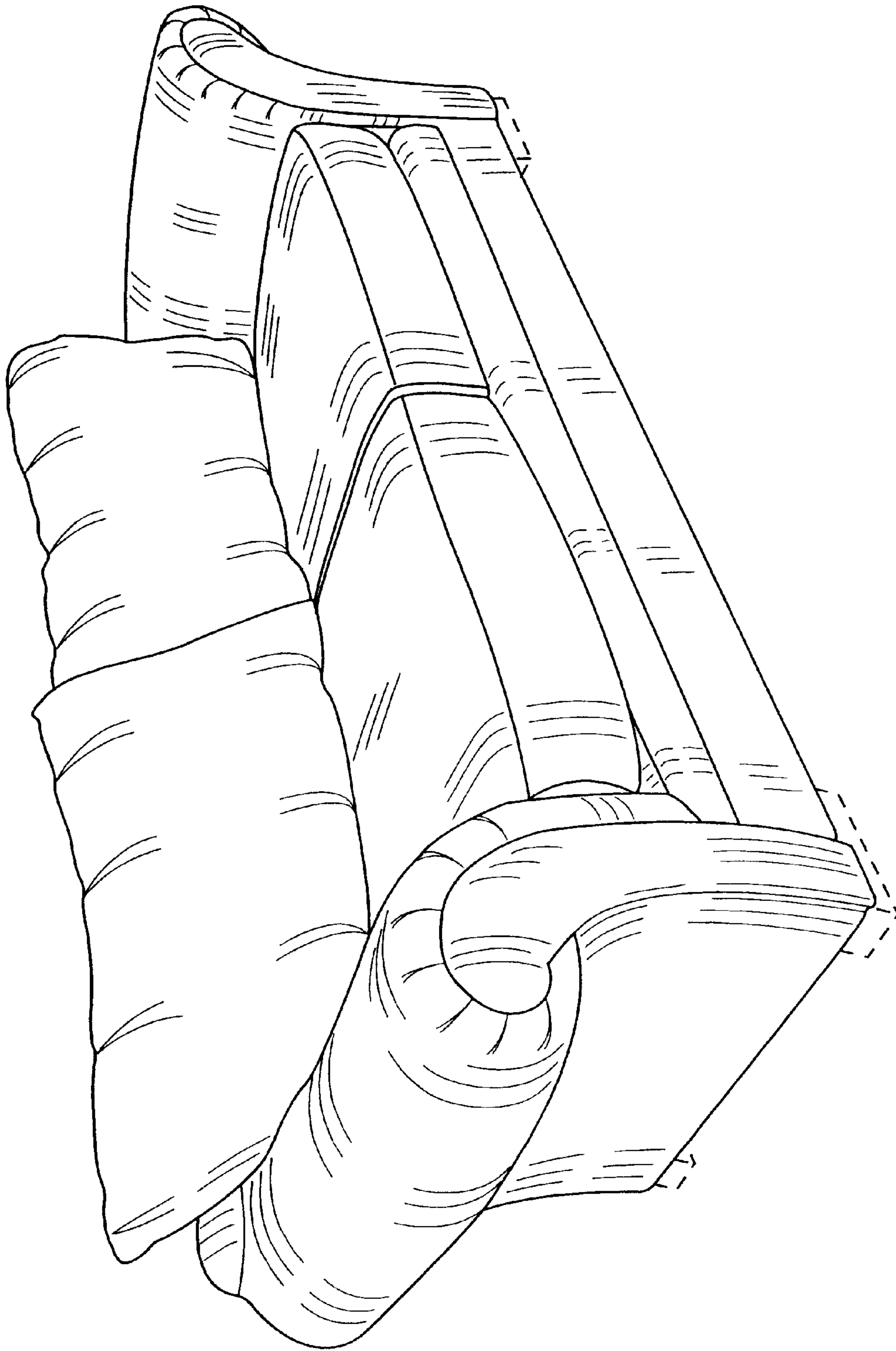


FIG. 1

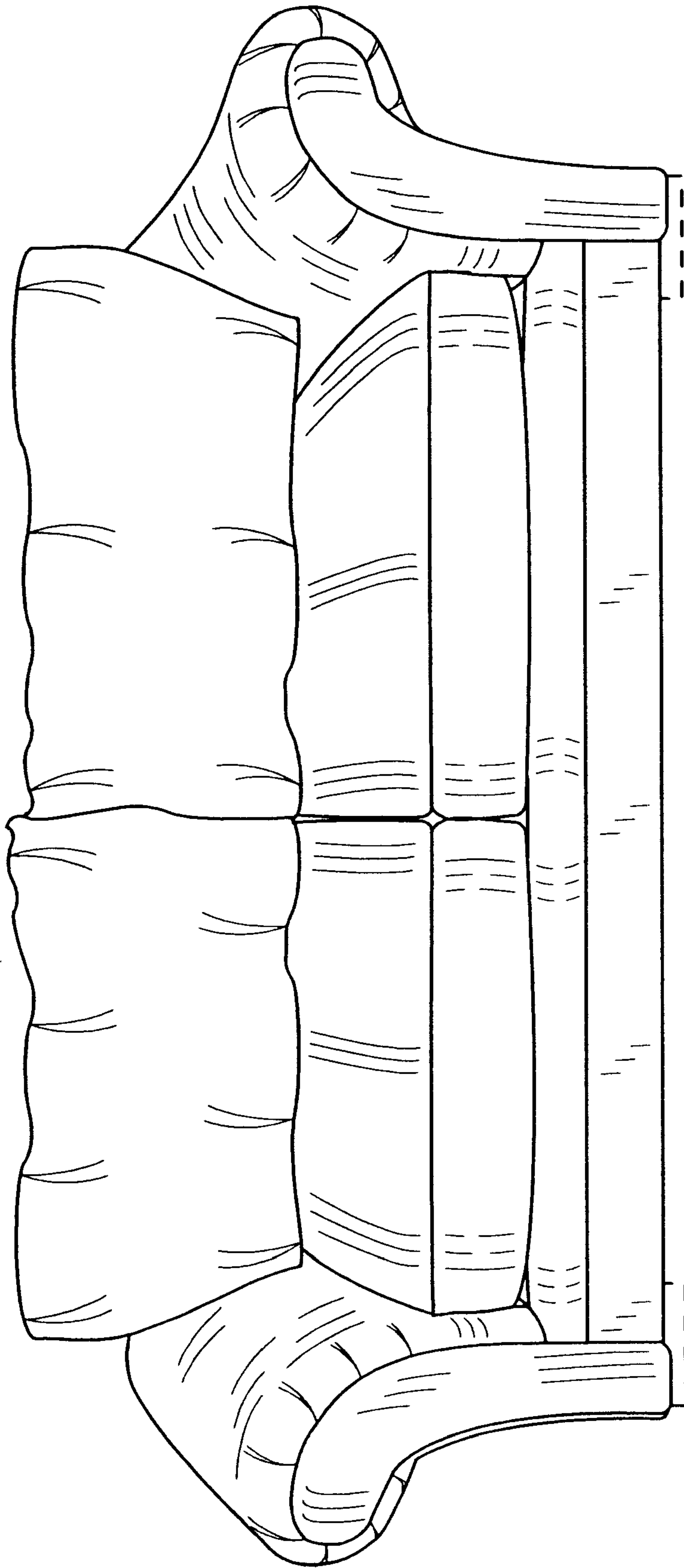


FIG. 2




FIG. 3

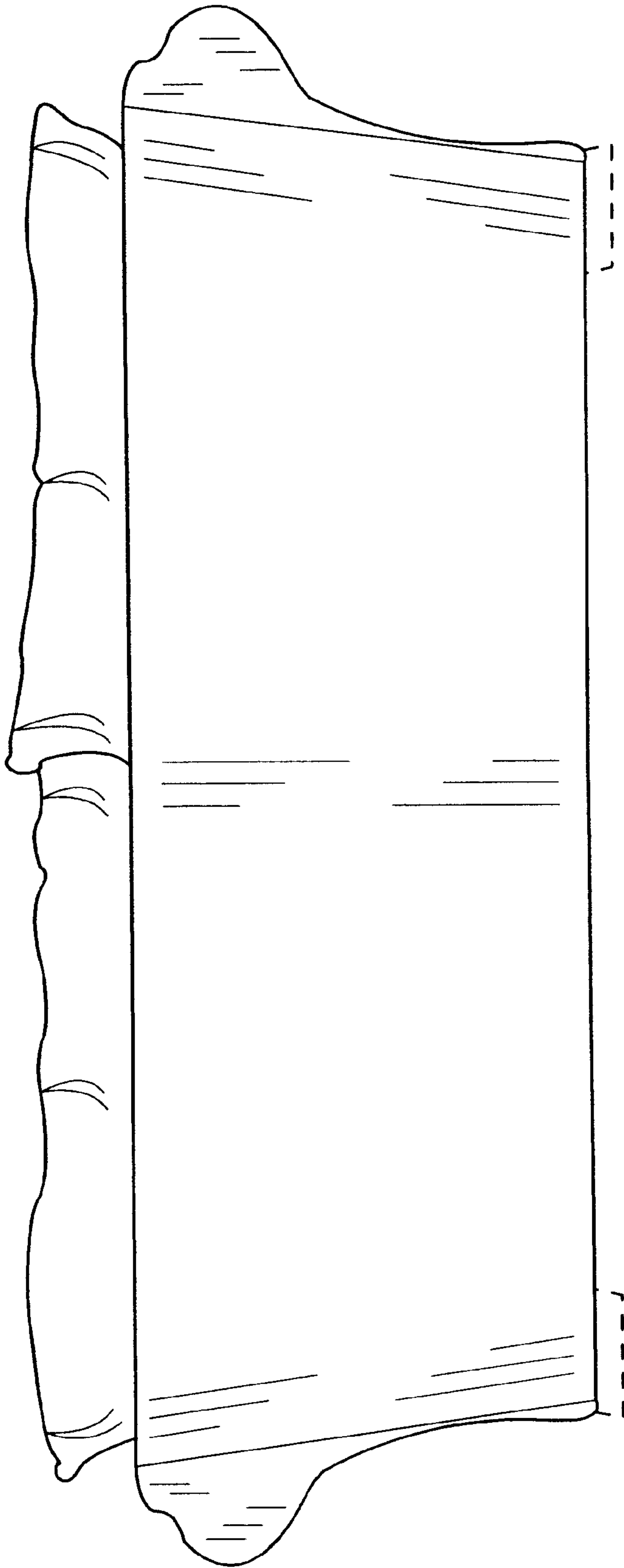


FIG. 4

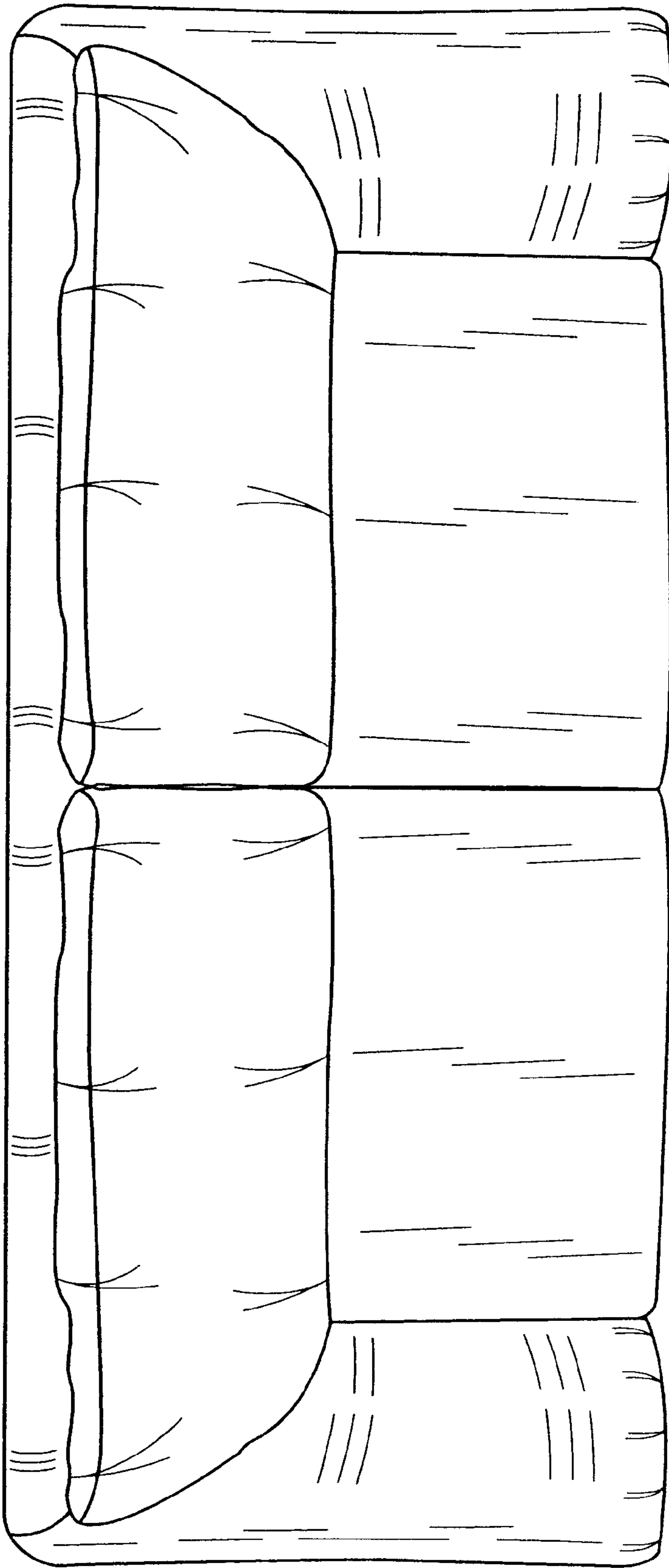


FIG. 5