



US00D466714S

(12) **United States Design Patent**
Grosfillex

(10) **Patent No.:** **US D466,714 S**

(45) **Date of Patent:** **** Dec. 10, 2002**

(54) **ARMCHAIR**

(75) **Inventor:** **Raymond Grosfillex, Oyonnax (FR)**

(73) **Assignee:** **Grosfillex Sarl, Cedex (FR)**

(**) **Term:** **14 Years**

(21) **Appl. No.:** **29/151,913**

(22) **Filed:** **Dec. 14, 2001**

(30) **Foreign Application Priority Data**

Jul. 23, 2001 (XH) DMA/005 395

(51) **LOC (7) Cl.** **06-01**

(52) **U.S. Cl.** **D6/379; D6/369**

(58) **Field of Search** D6/334, 369, 370,
D6/374, 379, 380, 500, 501, 502; 297/445.1,
446.1, 452.64, DIG. 2

(56) **References Cited**

U.S. PATENT DOCUMENTS

D419,793 S * 2/2000 Grosfillex D6/379

D441,973 S * 5/2001 Grosfillex D6/369

D448,186 S * 9/2001 Grosfillex D6/369 X

D457,338 S * 5/2002 Grosfillex D6/370

* cited by examiner

Primary Examiner—Gary D. Watson

(74) *Attorney, Agent, or Firm*—Dowell & Dowell, P.C.

(57) **CLAIM**

The ornamental design for an armchair, as shown and described.

DESCRIPTION

FIG. 1 is a front perspective view of an armchair showing my new design;

FIG. 2 is a front elevational view;

FIG. 3 is a view taken from the left side;


FIG. 4 is a view taken from the right side;

FIG. 5 is a rear elevational view;

FIG. 6 is a top plan view; and,

FIG. 7 is a bottom plan view.

1 Claim, 2 Drawing Sheets






FIG. 1




FIG. 2




FIG. 3




FIG. 4




FIG. 5




FIG. 6




FIG. 7