



US00D466709S

(12) **United States Design Patent**
Grosfillex

(10) **Patent No.:** **US D466,709 S**

(45) **Date of Patent:** **** Dec. 10, 2002**

(54) **ARMCHAIR**

D409,012 S * 5/1999 Grosfillex D6/370
D457,338 S * 5/2002 Grosfillex D6/370

(75) Inventor: **Raymond Grosfillex**, Oyonnax (FR)

* cited by examiner

(73) Assignee: **Grosfillex Sarl**, Oyonnax (FR)

Primary Examiner—Gary D. Watson

(**) Term: **14 Years**

(74) *Attorney, Agent, or Firm*—Dowell & Dowell, P.C.

(21) Appl. No.: **29/151,911**

(57) **CLAIM**

(22) Filed: **Dec. 14, 2001**

The ornamental design for an armchair, as shown and described.

(30) **Foreign Application Priority Data**

DESCRIPTION

Jun. 15, 2001 (XH) DMA/00 5 345

(51) **LOC (7) Cl.** **06-01**

FIG. 1 is a front perspective view of an armchair showing my new design;

(52) **U.S. Cl.** **D6/370; D6/379**

FIG. 2 is a front elevational view;

(58) **Field of Search** D6/334, 369, 370,
D6/374, 379, 380, 500, 501, 502; 297/445.1,
446.1, DIG. 2

FIG. 3 is a view taken from the right side;

FIG. 4 is a view taken from the left side;

FIG. 5 is a rear elevational view;

FIG. 6 is a top plan view; and,


FIG. 7 is a bottom plan view.

(56) **References Cited**

U.S. PATENT DOCUMENTS

D338,115 S * 8/1993 Grosfillex D6/370

1 Claim, 2 Drawing Sheets






FIG. 1




FIG. 2




FIG. 3




FIG. 4




FIG. 5

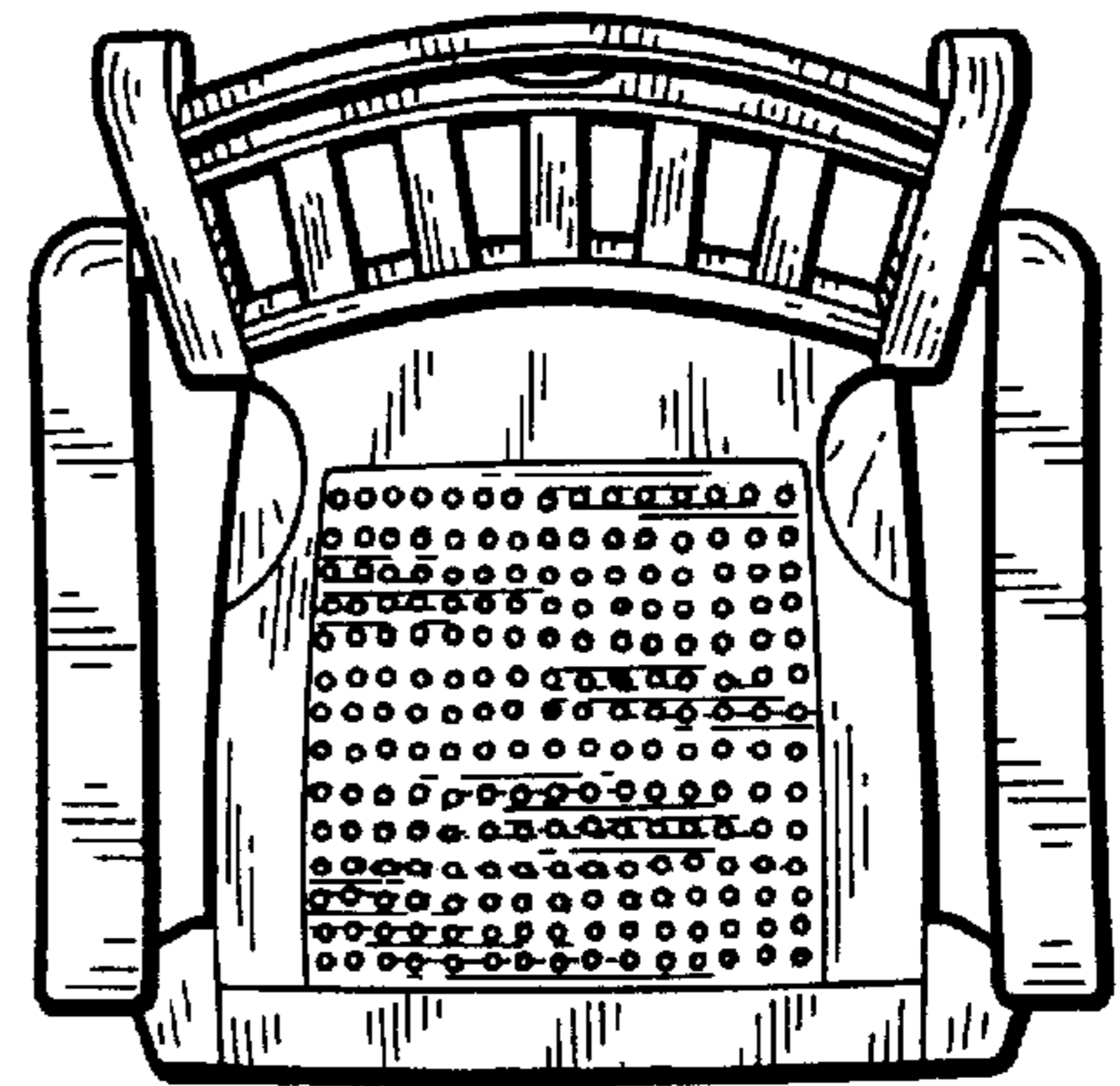


FIG. 6




FIG. 7