



US00D466708S

(12) **United States Design Patent**
Chau

(10) **Patent No.:** **US D466,708 S**

(45) **Date of Patent:** **** Dec. 10, 2002**

(54) **BENCH**

(76) **Inventor:** **Hung Hong Chau**, 11689 McBean Dr.,
El Monte, CA (US) 91732

(**) **Term:** **14 Years**

(21) **Appl. No.:** **29/129,291**

(22) **Filed:** **Sep. 8, 2000**

(51) **LOC (7) Cl.** **06-01**

(52) **U.S. Cl.** **D6/370; D6/381**

(58) **Field of Search** **D6/334, 370, 371,**
D6/373, 374, 376, 381, 500, 501, 502;
297/232, 446.1

(56) **References Cited**

U.S. PATENT DOCUMENTS

D181,727 S	*	12/1957	Haynes, Sr.	D6/370
D237,434 S	*	11/1975	LeMay, Jr.	D6/370
D257,808 S	*	1/1981	Haggard	D6/370
D264,151 S	*	5/1982	Sauls et al.	D6/370

D292,656 S	*	11/1987	Masterton	D6/370
D299,595 S	*	1/1989	Shields	D6/370 X
D313,128 S	*	12/1990	Serafini	D6/370 X
D336,796 S	*	6/1993	Chang	D6/370

* cited by examiner

Primary Examiner—Gary D. Watson

(74) *Attorney, Agent, or Firm*—James E. Brunton, Esq.

(57) **CLAIM**

The ornamental design for a “bench”, as shown and described.

DESCRIPTION

FIG. 1 is a perspective view of a bench showing my new design;

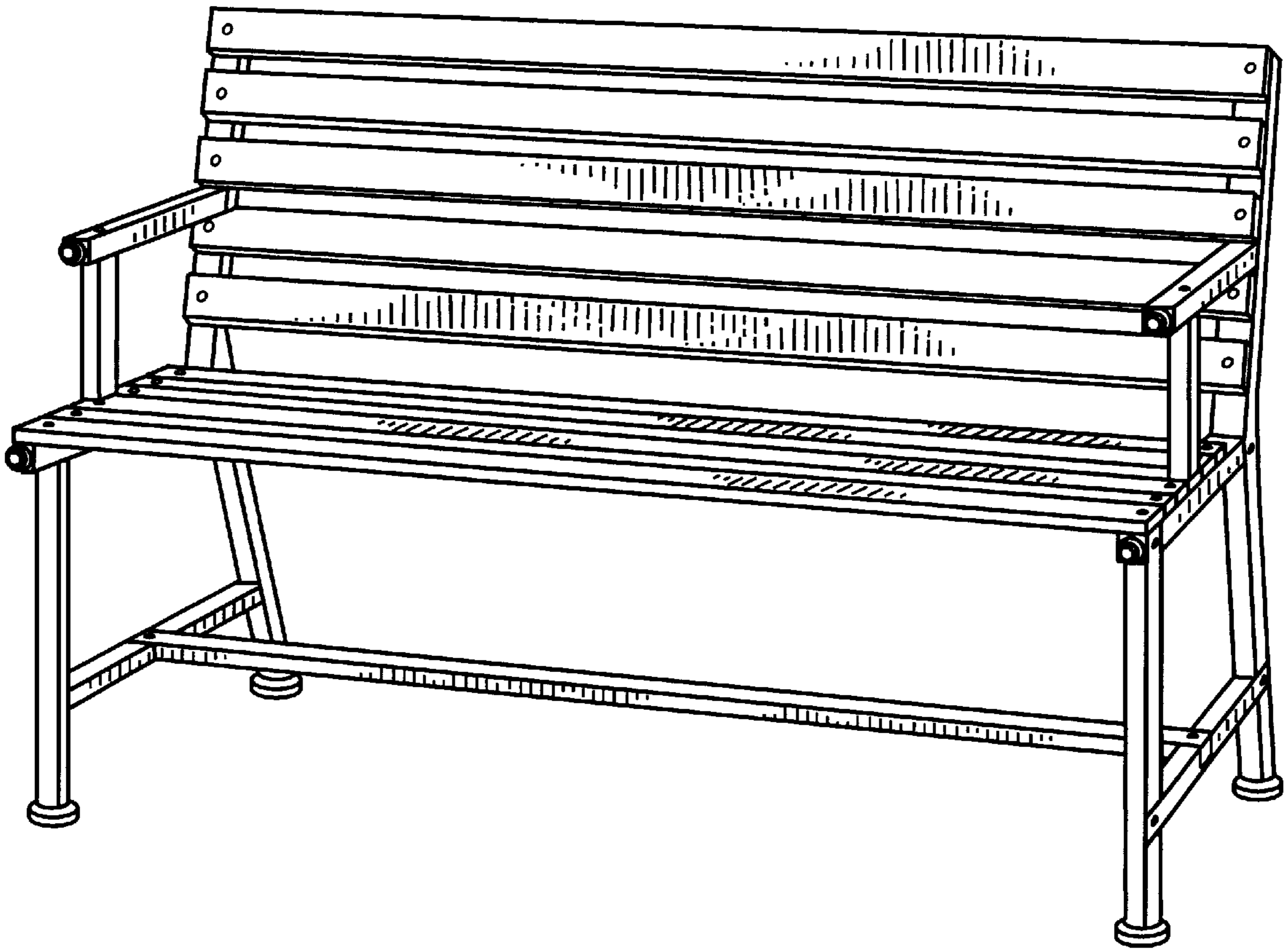
FIG. 2 is a front rear view thereof;

FIG. 3 is a rear view thereof;

FIG. 4 is a side view thereof, with the opposite side being a mirror image thereof; and,

FIG. 5 is a top plan view thereof.

1 Claim, 5 Drawing Sheets



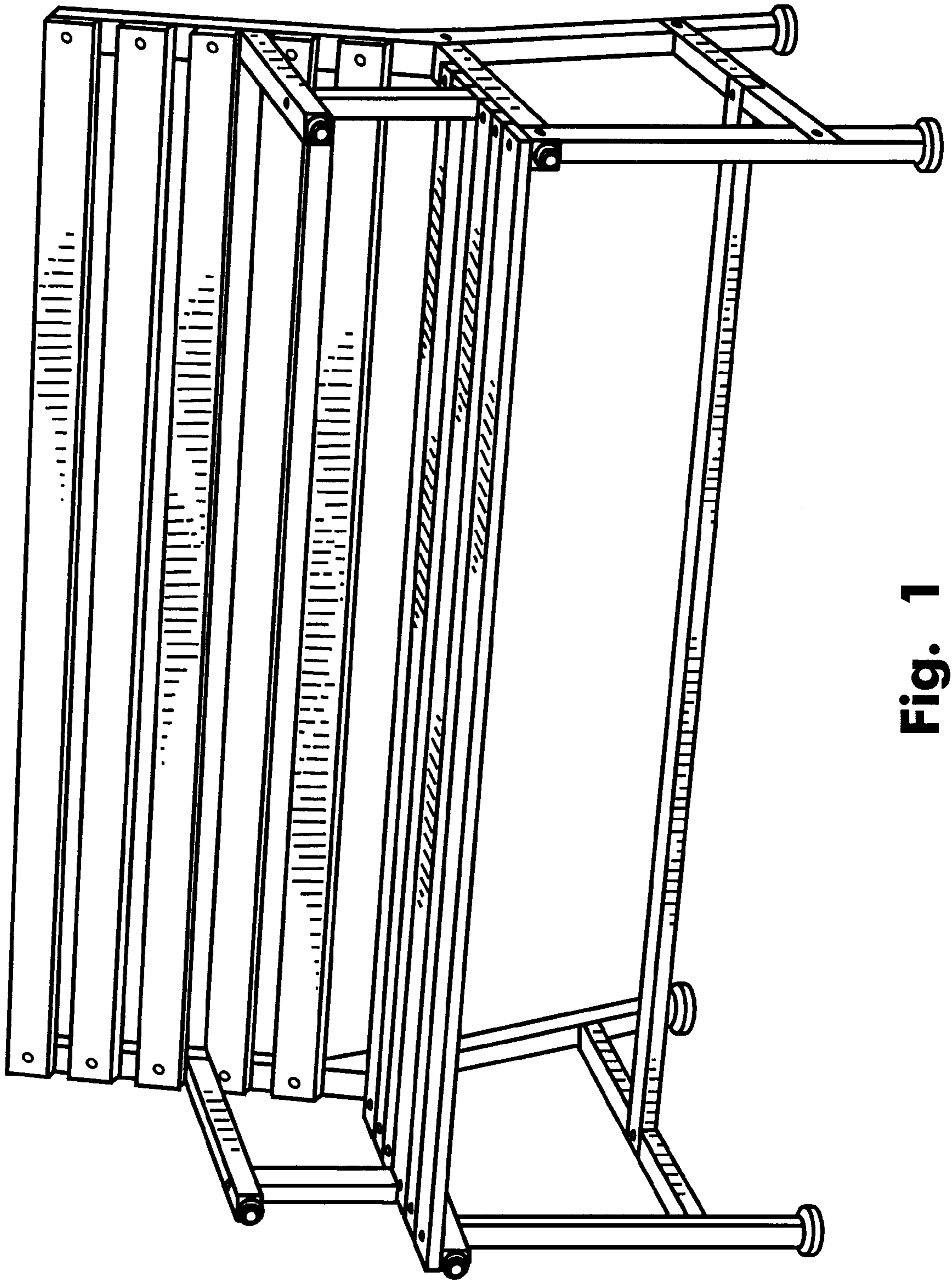


Fig. 1




Fig. 2




Fig. 3

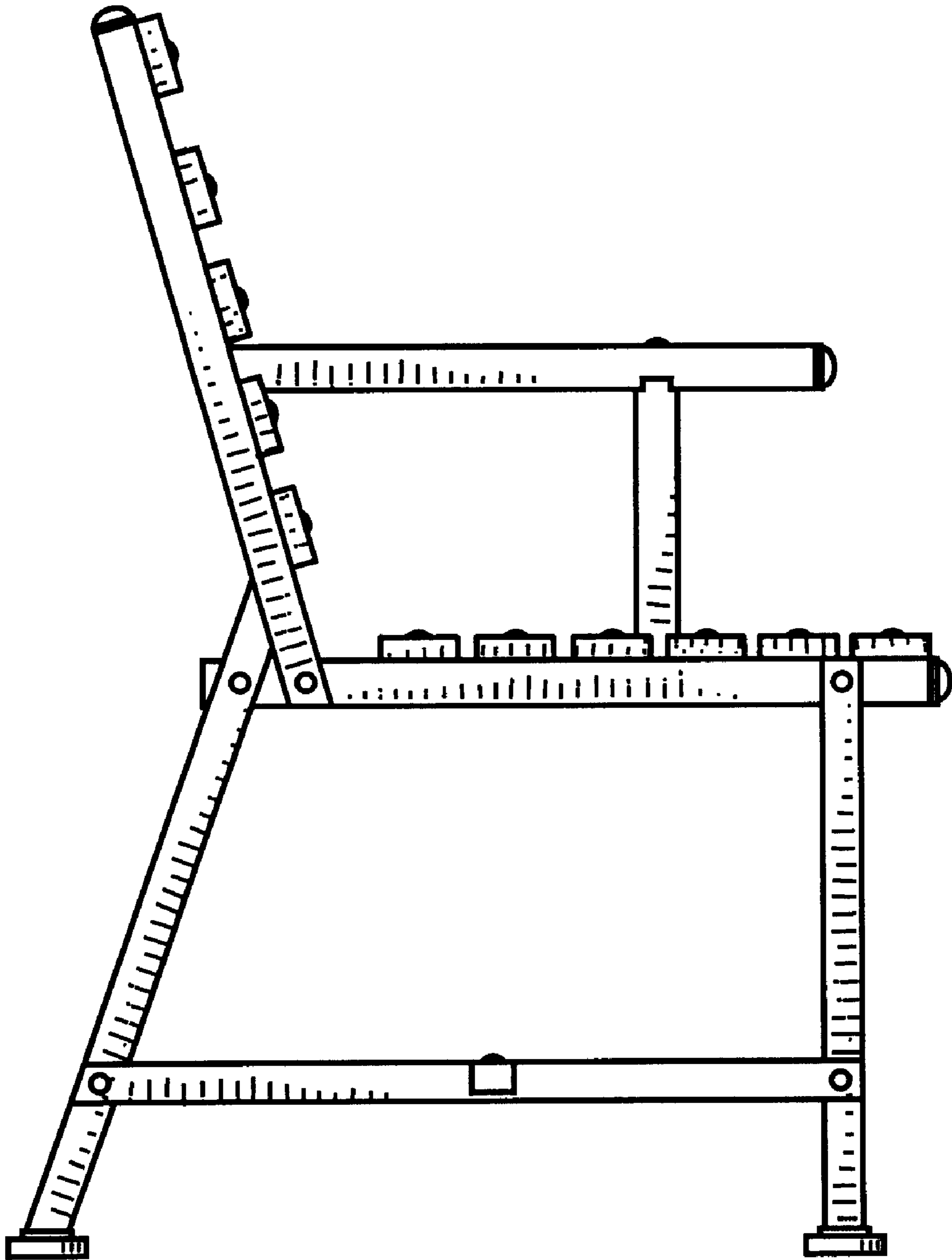


Fig. 4




Fig. 5