



US00D466699S

(12) **United States Design Patent**  
**Vaes**

(10) **Patent No.:** **US D466,699 S**

(45) **Date of Patent:** **\*\* Dec. 10, 2002**

(54) **PAINT BRUSH HANDLE**

(76) Inventor: **Ed Vaes**, 223 Avondale Street,  
Hamilton, Ontario (CA), L8L 7C4

(\*\*) Term: **14 Years**

(21) Appl. No.: **29/139,797**

(22) Filed: **Apr. 6, 2001**

(51) **LOC (7) Cl.** ..... **04-04**

(52) **U.S. Cl.** ..... **D4/138**

(58) **Field of Search** ..... D4/132, 135, 138;  
15/143.1, 159.1, 160, 168, 191.1, 192-194,  
202; 16/110.1, 430

(56) **References Cited**

**U.S. PATENT DOCUMENTS**

3,263,259	A	*	8/1966	Shulman	.....	15/193
D216,247	S	*	12/1969	McGuire	.....	D4/135
3,874,021	A	*	4/1975	Jacobs	.....	15/202
4,590,637	A	*	5/1986	Marino	.....	15/160
4,598,437	A	*	7/1986	Ernest et al.		
D412,618	S	*	8/1999	Parker et al.	.....	D4/132
D453,628	S	*	2/2002	Tapley et al.	.....	D4/138

**FOREIGN PATENT DOCUMENTS**

DE 2727455 \* 1/1979 ..... A46B/5/00

\* cited by examiner

*Primary Examiner*—Alan P. Douglas

*Assistant Examiner*—Lavone Tabor

(57) **CLAIM**

The ornamental design for a paint brush handle, as shown.

**DESCRIPTION**

FIG. 1 is a side elevational view of a paint brush handle showing my new design;

FIG. 2 is a left end elevational view of FIG. 1;

FIG. 3 is a top plan view of FIG. 1;

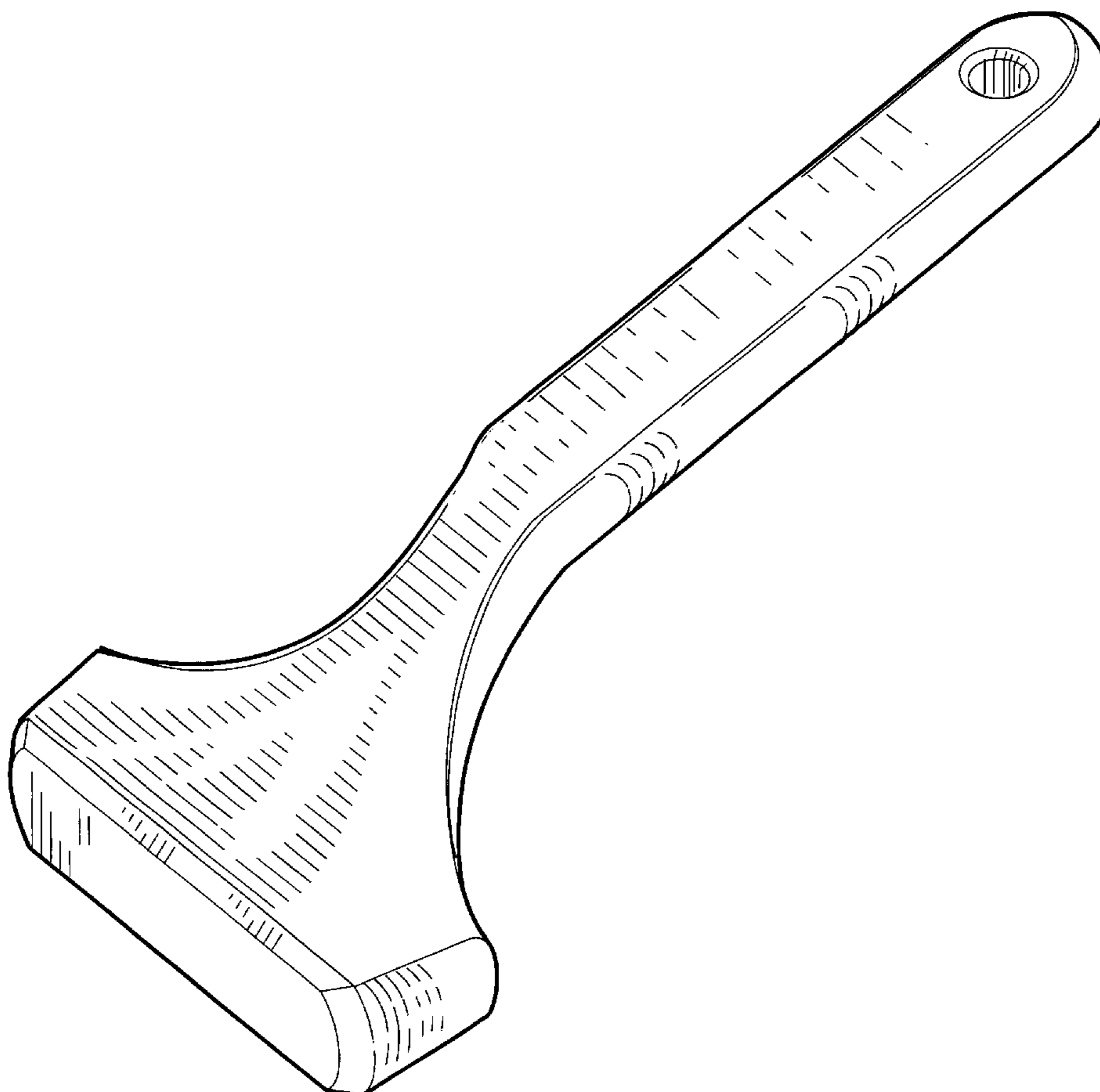
FIG. 4 is cross-sectional view taken along line 4—4 of FIG. 1;

FIG. 5 is a cross-sectional view taken along line 5—5 of FIG. 3;

FIG. 6 is an enlarged top perspective view of FIG. 1; and,

FIG. 7 is a bottom perspective view of FIG. 6.

**1 Claim, 3 Drawing Sheets**






FIG.- 5



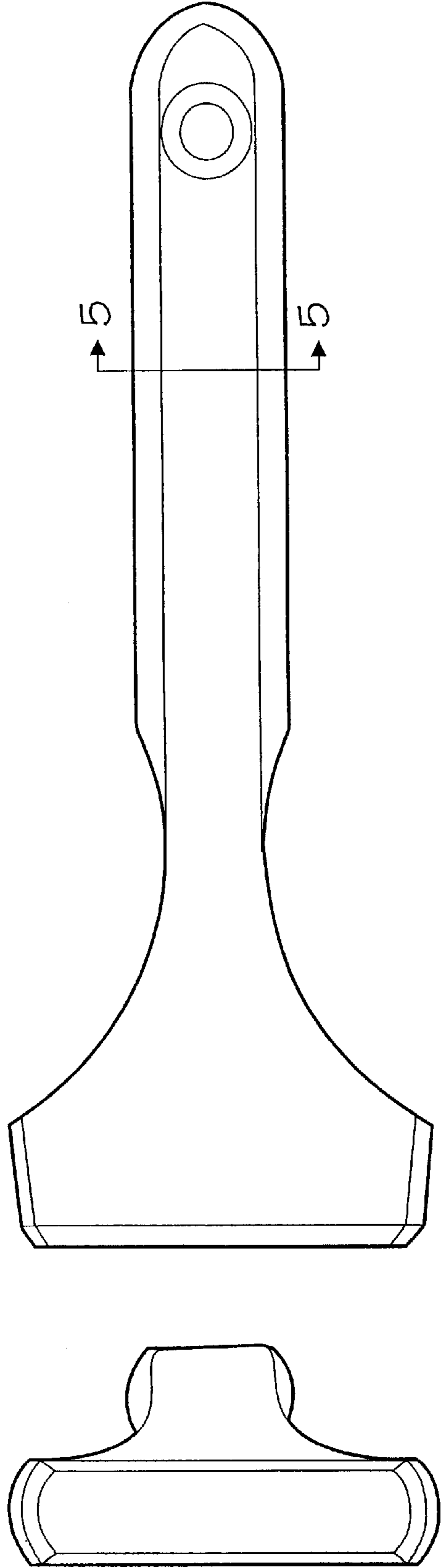


FIG.- 4

FIG.- 3

FIG.- 2



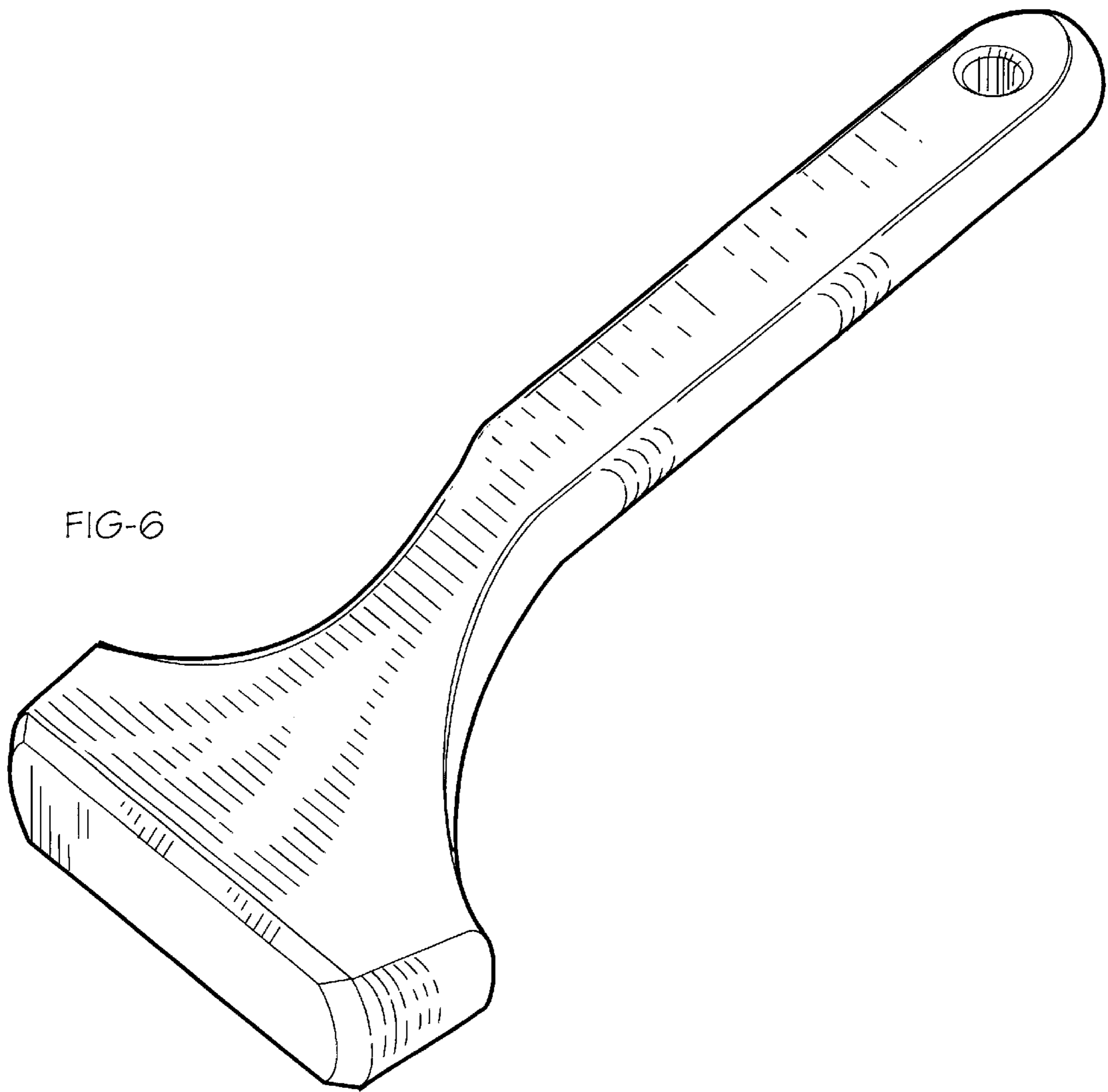


FIG-6

FIG-7

