



US00D466689S

(12) **United States Design Patent**
Hanley

(10) **Patent No.:** **US D466,689 S**

(45) **Date of Patent:** **** Dec. 10, 2002**

(54) **HANDBAG**

(75) **Inventor:** **Raphaëlle Hanley, Paris (FR)**

(73) **Assignee:** **Louis Vuitton Malletier, Paris (FR)**

(**) **Term:** **14 Years**

(21) **Appl. No.:** **29/145,078**

(22) **Filed:** **Jul. 17, 2001**

(30) **Foreign Application Priority Data**

Jan. 18, 2001 (FR) 01 0295

(51) **LOC (7) Cl. 03-01**

(52) **U.S. Cl. D3/246**

(58) **Field of Search** D3/232, 243, 245,
D3/246, 303; 150/100, 107, 111, 112, 117,
127, 129; 190/115; 383/97

(56) **References Cited**

U.S. PATENT DOCUMENTS

1,434,203 A * 10/1922 Fishbein 150/107
D137,666 S * 4/1944 Jolles D3/245

D148,720 S * 2/1948 Pichel 150/117
2,746,582 A * 5/1956 Cart 190/115
D446,645 S * 8/2001 Hanley D3/246
D446,931 S * 8/2001 Hanley D3/243

* cited by examiner

Primary Examiner—Ian Simmons

Assistant Examiner—Monica A. Weingart

(74) *Attorney, Agent, or Firm*—Finnegan, Henderson, Farabow, Garrett & Dunner, LLP

(57) **CLAIM**

The ornamental design for the handbag, as shown.

DESCRIPTION

FIG. 1 is a right-side perspective view of the handbag of my new design;

FIG. 2 is a left-side view of the design of FIG. 1;

FIG. 3 is a right-side view of the design of FIG. 1;

FIG. 4 is a first-end view of the design of FIG. 1;

FIG. 5 is the opposite-end view of that depicted in FIG. 4;

FIG. 6 is a top view of the design of FIG. 1; and,

FIG. 7 is a bottom view of the design of FIG. 1.

1 Claim, 4 Drawing Sheets





FIG. 1



FIG. 2



FIG. 3




FIG. 4




FIG. 5




FIG. 6




FIG. 7