



US00D466680S

(12) **United States Design Patent**
Jacobs

(10) **Patent No.:** **US D466,680 S**

(45) **Date of Patent:** **** Dec. 10, 2002**

(54) **PAIR OF SHOES**

(75) **Inventor:** **Marc Jacobs, Paris (FR)**

(73) **Assignee:** **Louis Vuitton Malletier, Paris (FR)**

(**) **Term:** **14 Years**

(21) **Appl. No.:** **29/145,470**

(22) **Filed:** **Jul. 25, 2001**

(30) **Foreign Application Priority Data**

Jan. 26, 2001 (FR) 01 0499

(51) **LOC (7) Cl.** **02-04**

(52) **U.S. Cl.** **D2/923**

(58) **Field of Search** D2/896, 897, 902-905,
D2/907-912, 923, 924, 943, 944, 946, 947,
969-975; 36/83, 114, 115, 126-131, 136,
138, 45, 50.1

(56) **References Cited**

U.S. PATENT DOCUMENTS

- D75,161 S * 5/1928 Hughes D2/944
- 1,683,465 A * 9/1928 Hill 36/50.1
- D188,590 S * 8/1960 Rose D2/944
- 3,137,950 A * 6/1964 Lee 36/138

- D267,676 S * 1/1983 Allen D2/923
- D305,476 S * 1/1990 Yung-Mao D2/969
- D337,870 S * 8/1993 Valade D2/944

* cited by examiner

Primary Examiner—Louis S. Zarfes

Assistant Examiner—Gregory Andoll

(74) *Attorney, Agent, or Firm*—Finnegan, Henderson, Farabow, Garrett & Dunner, LLP

(57) **CLAIM**

The ornamental design for the pair of shoes, as shown and described.

DESCRIPTION

FIG. 1 is a right-side perspective view of the right shoe of the pair of shoes showing my new design;
 FIG. 2 is a left-side view of the design of FIG. 1;
 FIG. 3 is a right-side view of the design of FIG. 1;
 FIG. 4 is a front view of the design of FIG. 1;
 FIG. 5 is a back view of the design of FIG. 1;
 FIG. 6 is a top view of the design of FIG. 1; and,
 FIG. 7 is a bottom view of the design of FIG. 1.
 The shoe for the left foot being the mirror image of the shoe depicted in FIGS. 1 through 7.

1 Claim, 7 Drawing Sheets






FIG. 1




FIG. 2



FIG. 3

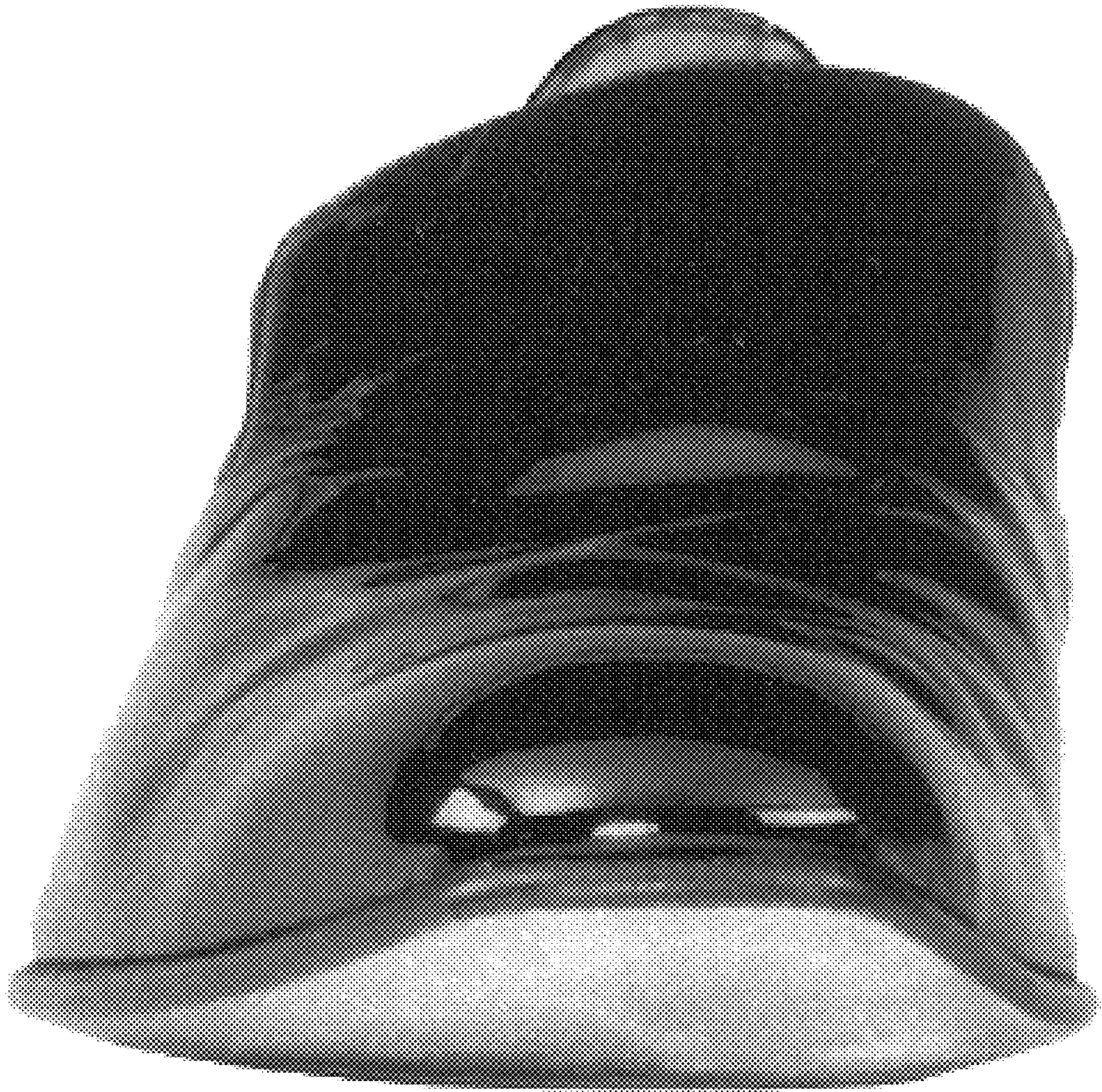


FIG. 4



FIG. 5

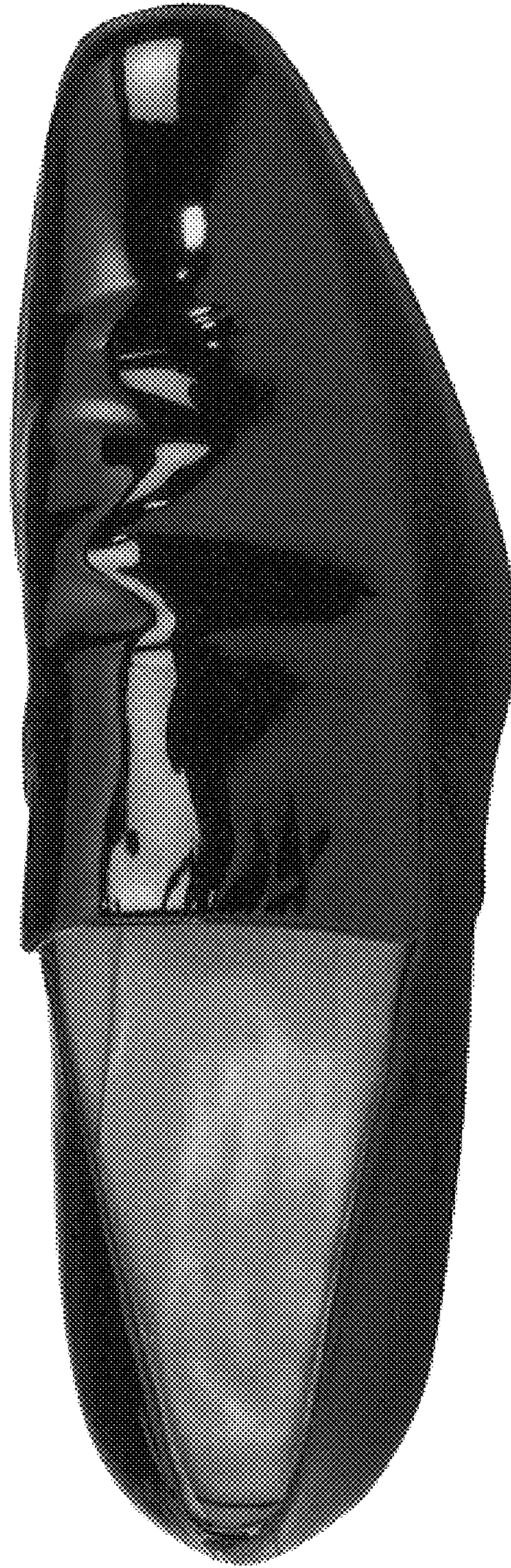


FIG. 6

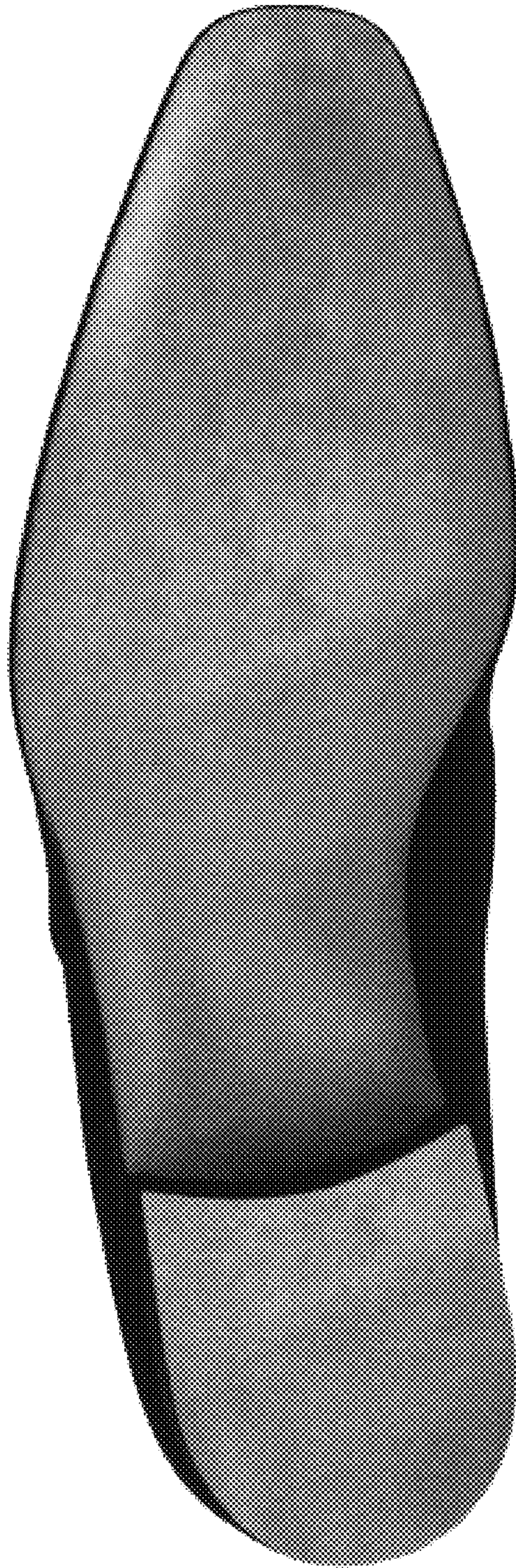


FIG. 7