



US00D466678S

(12) **United States Design Patent**  
**Jacobs**

(10) **Patent No.:** **US D466,678 S**

(45) **Date of Patent:** **\*\* Dec. 10, 2002**

(54) **PAIR OF SHOES**

D449,425 S \* 10/2001 Sasaki ..... D2/906

(75) Inventor: **Marc Jacobs**, Paris (FR)

\* cited by examiner

(73) Assignee: **Louis Vuitton Malletier**, Paris (FR)

*Primary Examiner*—Louis S. Zarfaz

(\*\*) Term: **14 Years**

*Assistant Examiner*—Gregory Andoll

(21) Appl. No.: **29/145,468**

(74) *Attorney, Agent, or Firm*—Finnegan, Henderson, Farabow, Garrett & Dunner, LLP

(22) Filed: **Jul. 25, 2001**

(57) **CLAIM**

(30) **Foreign Application Priority Data**

The ornamental design for the pair of shoes, as shown and described.

Jan. 26, 2001 (FR) ..... 01 0499

**DESCRIPTION**

(51) **LOC (7) Cl.** ..... **02-04**

FIG. 1 is a right-side perspective view of the right shoe of the pair of shoes showing my new design;

(52) **U.S. Cl.** ..... **D2/902; D2/905**

FIG. 2 is a left-side view of the design of FIG. 1;

(58) **Field of Search** ..... D2/896, 897, 902–905, D2/907–912, 923, 924, 943, 944, 946, 947, 969–975; 36/83, 114, 115, 126–131, 136, 138, 45, 50.1

FIG. 3 is a right-side view of the design of FIG. 1;

FIG. 4 is a front view of the design of FIG. 1;

FIG. 5 is a back view of the design of FIG. 1;

FIG. 6 is a top view of the design of FIG. 1; and,

FIG. 7 is a bottom view of the design of FIG. 1.

The shoe for the left foot being the mirror image of the shoe depicted in FIGS. 1 through 7.

(56) **References Cited**

**U.S. PATENT DOCUMENTS**

D305,828 S \* 2/1990 Whatley ..... D2/969

D377,412 S \* 1/1997 Longbottom et al. .... D2/969

**1 Claim, 4 Drawing Sheets**





**FIG. 1**



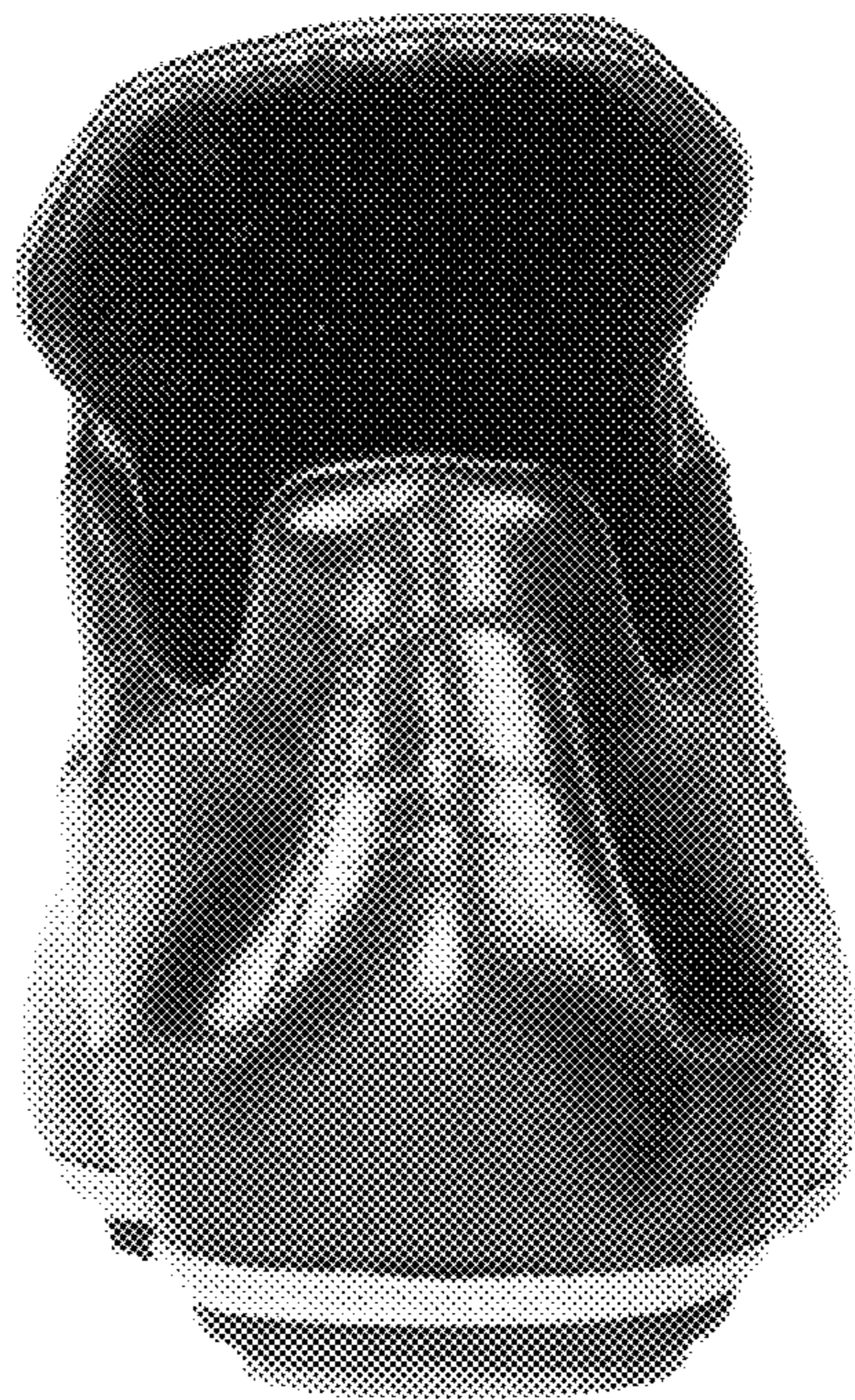
**FIG. 2**




**FIG. 3**




**FIG. 4**



**FIG. 5**



**FIG. 6**



**FIG. 7**