



US00D466672S

(12) **United States Design Patent**  
**Noell**

(10) **Patent No.:** **US D466,672 S**

(45) **Date of Patent:** **\*\* Dec. 10, 2002**

(54) **GLOVE WITH INDEX FINGER STITCHING**

D453,965 S \* 2/2002 Husain ..... D2/617 X

(75) Inventor: **Michael M. Noell**, Virginia Beach, VA  
(US)

\* cited by examiner

(73) Assignee: **Blackhawk Industries, Inc.**,  
Chesapeake, VA (US)

*Primary Examiner*—Louis S. Zarfaz

*Assistant Examiner*—Robert A. Delehanty

(74) *Attorney, Agent, or Firm*—Nixon & Vanderhye PC

(\*\*) Term: **14 Years**

(57) **CLAIM**

(21) Appl. No.: **29/160,225**

The ornamental design for a glove with index finger stitching, as shown and described.

(22) Filed: **May 8, 2002**

**DESCRIPTION**

(51) **LOC (7) Cl.** ..... **02-06**

(52) **U.S. Cl.** ..... **D2/623**

(58) **Field of Search** ..... D2/614–623; D29/113–118,  
D29/123; 2/16–17, 19, 159–163, 167–168,  
907, 910, 917

FIG. 1 is a top perspective view of a glove in accordance with the present invention;

FIG. 2 is a bottom view of the glove index finger stitching; and,

FIG. 3 is a side view of the glove index finger stitching.

The broken line showing of the remainder of a glove is for illustrative purposes only and forms no part of the claimed design.

The broken lines on the tip of the index finger of the glove are understood to represent stitching.

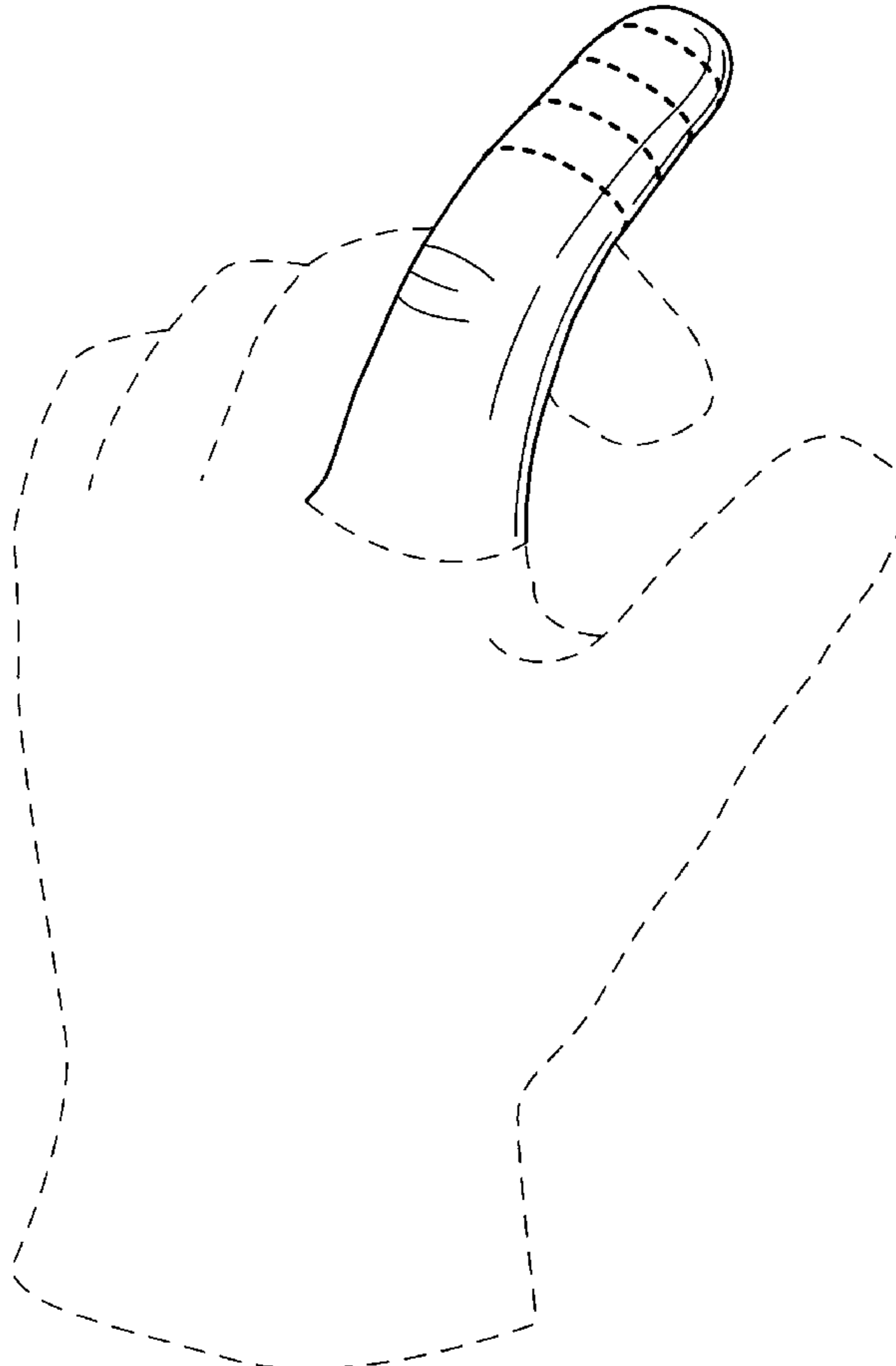
The broken line connecting the two solid lines forms the boundary of the claimed design.

(56) **References Cited**

**U.S. PATENT DOCUMENTS**

4,131,952 A	1/1979	Brenning, Jr.
4,651,350 A	3/1987	Dawiedczyk
4,964,174 A	10/1990	Martin
5,228,142 A	7/1993	Yoswein-McGreen
5,829,061 A	11/1998	Visgil et al.

**1 Claim, 3 Drawing Sheets**



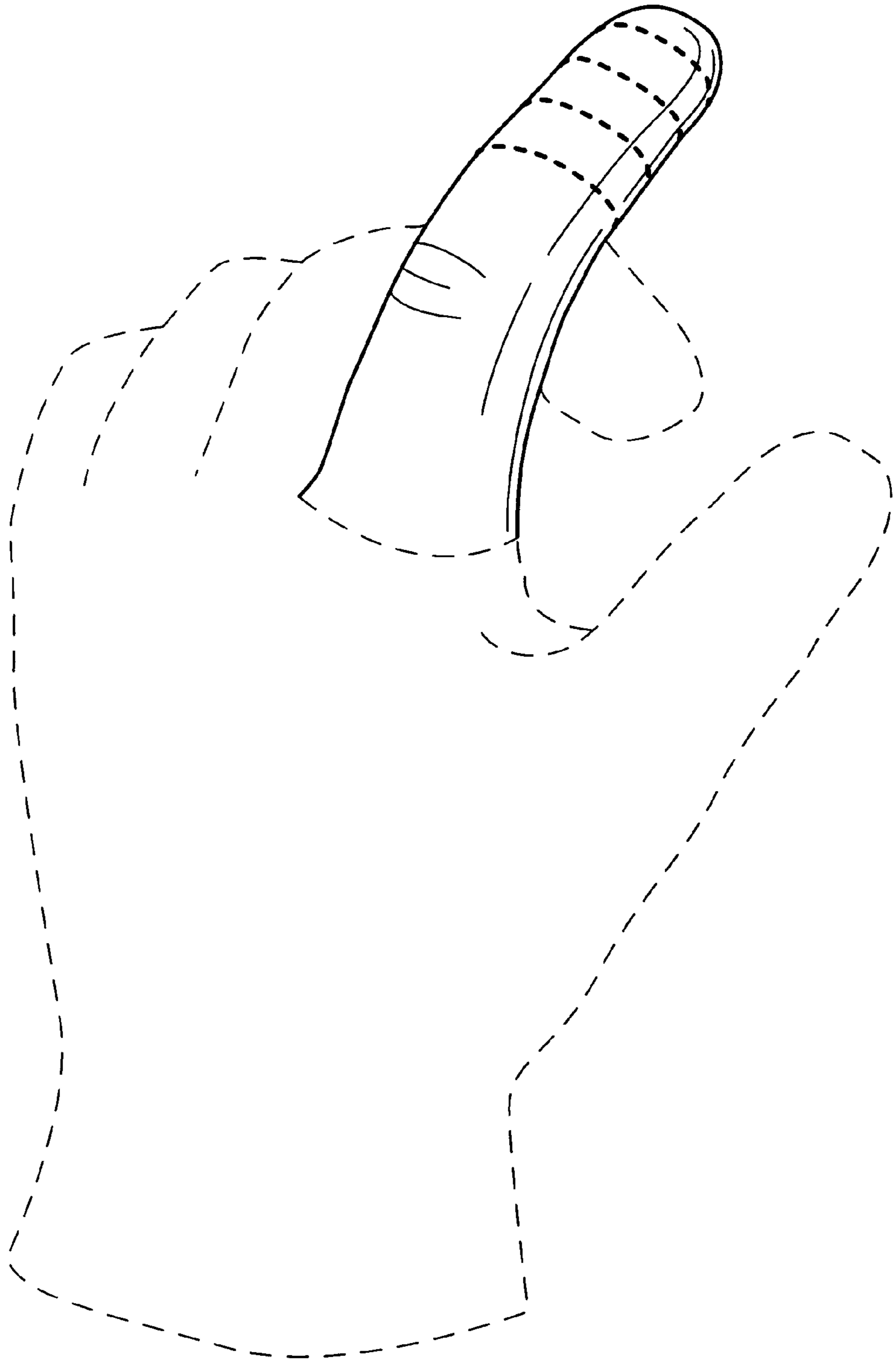


Fig. 1

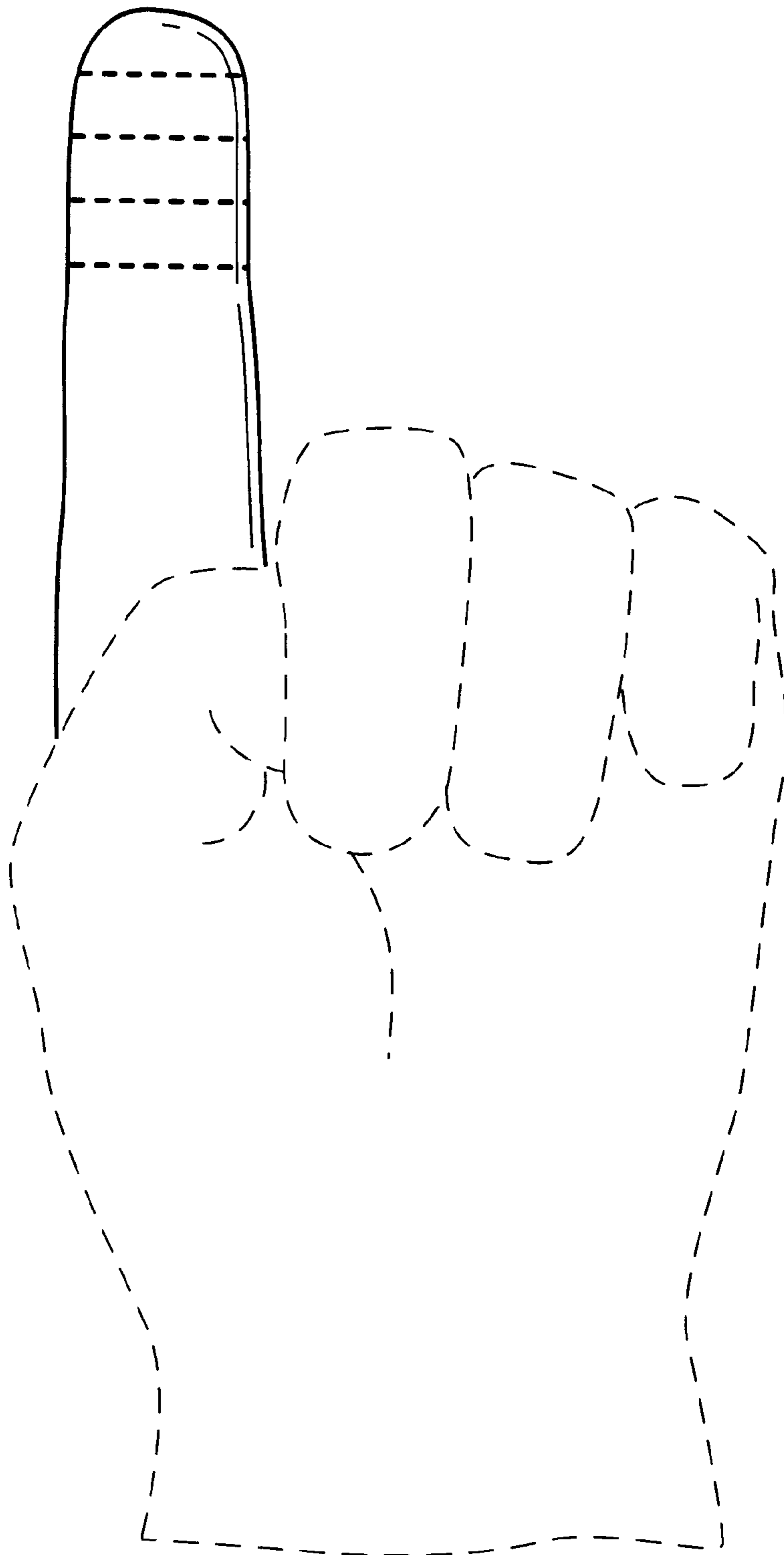


Fig. 2

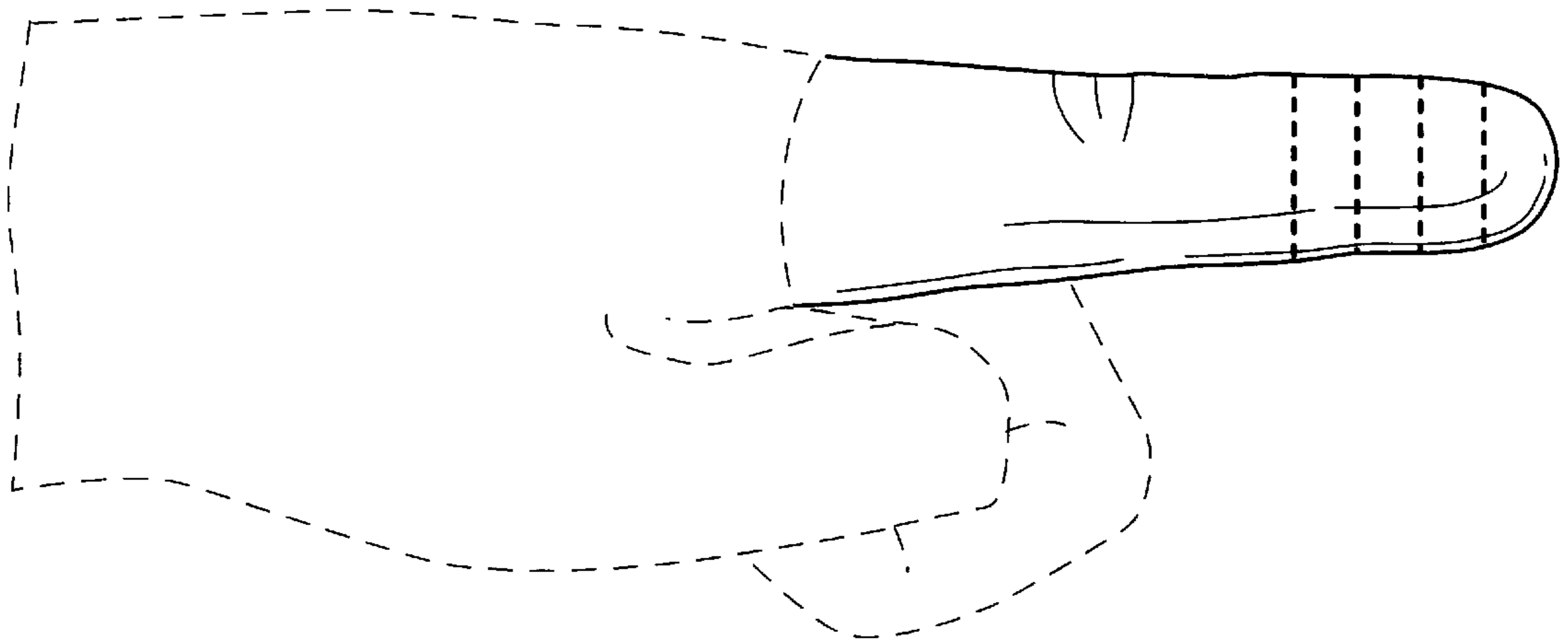


Fig. 3