



US00D466670S

(12) **United States Design Patent**  
**Zielfelder, III**

(10) **Patent No.:** **US D466,670 S**

(45) **Date of Patent:** **\*\* Dec. 10, 2002**

(54) **FOOD BIT**

(76) **Inventor:** **Richard D. Zielfelder, III**, 10  
Crossroads Industrial Park, Rochester,  
NH (US) 03868

(\*\*) **Term:** **14 Years**

(21) **Appl. No.:** **29/147,886**

(22) **Filed:** **Sep. 7, 2001**

(51) **LOC (7) Cl.** ..... **01-01**

(52) **U.S. Cl.** ..... **D1/128**

(58) **Field of Search** ..... D1/100-129, 199;  
426/94, 104, 512, 549, 618-621, 808

(56) **References Cited**

**U.S. PATENT DOCUMENTS**

D191,864 S	*	12/1961	Lancellotti .....	D1/108
D288,380 S		2/1987	Eldred et al.	
D288,381 S		2/1987	Eldred et al.	
D317,372 S		6/1991	Rothamel et al.	
D354,386 S		1/1995	Smith et al.	
D379,857 S		6/1997	Citarella	
D385,085 S		10/1997	Benson et al.	
D391,736 S		3/1998	Oelke	
D408,960 S		5/1999	Kauffman et al.	

D409,355 S 5/1999 Citarella et al.

D418,658 S 1/2000 Hughes et al.

D444,290 S 7/2001 Feneley et al.

D446,905 S 8/2001 Feneley

\* cited by examiner

*Primary Examiner*—Alan P. Douglas

*Assistant Examiner*—Linda Brooks

(74) *Attorney, Agent, or Firm*—Senniger, Powers, Leavitt & Roedel

(57) **CLAIM**

The ornamental design for a food bit, substantially as shown and described.

**DESCRIPTION**

FIG. 1 is a perspective view of a food bit in accordance with the design of the invention;

FIG. 2 is a front elevational view thereof;

FIG. 3 is a rear elevational view thereof;

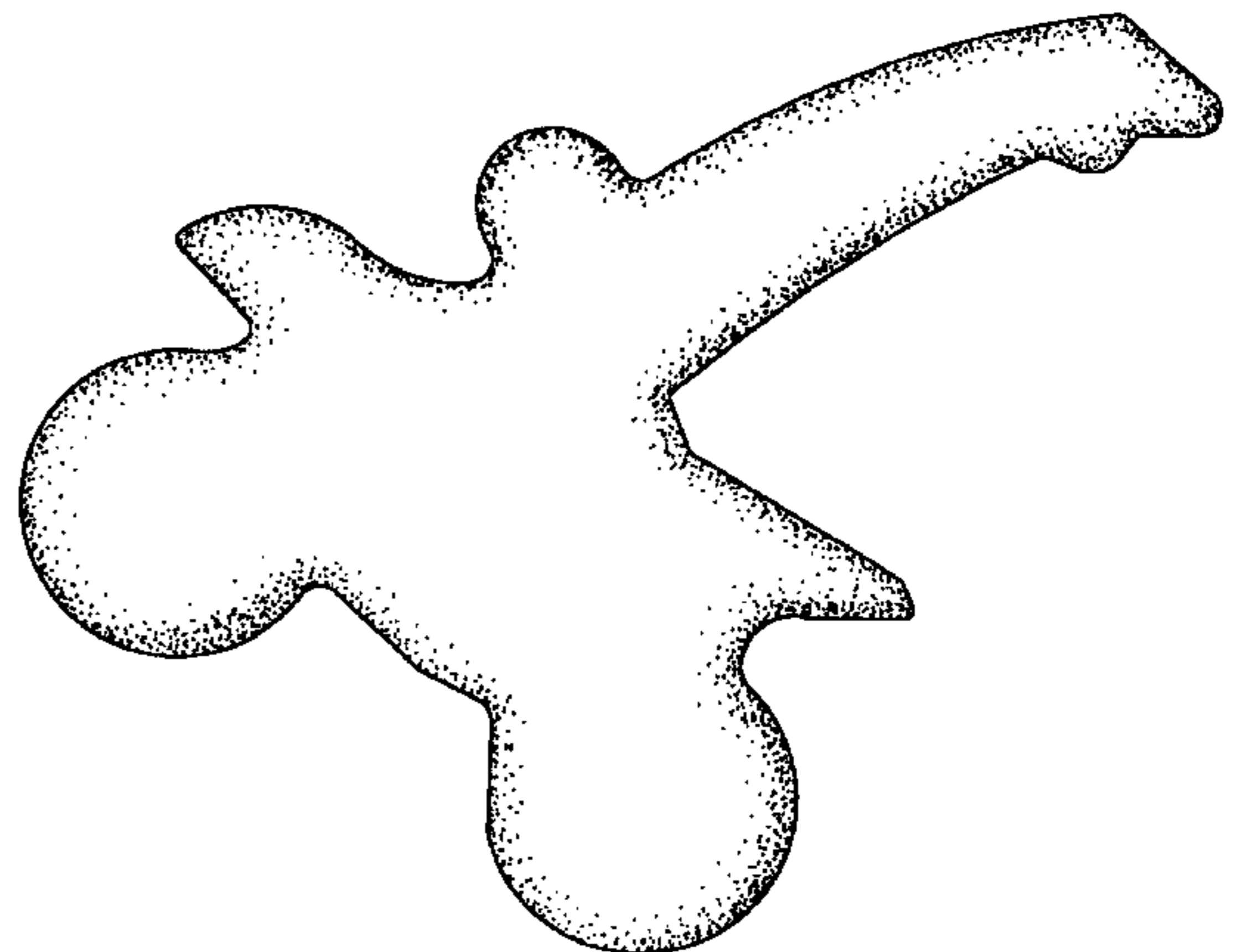

FIG. 4 is a left side elevational view thereof;

FIG. 5 is a right side elevational view thereof;

FIG. 6 is a top elevational view thereof; and,

FIG. 7 is a bottom elevational view thereof.

**1 Claim, 4 Drawing Sheets**



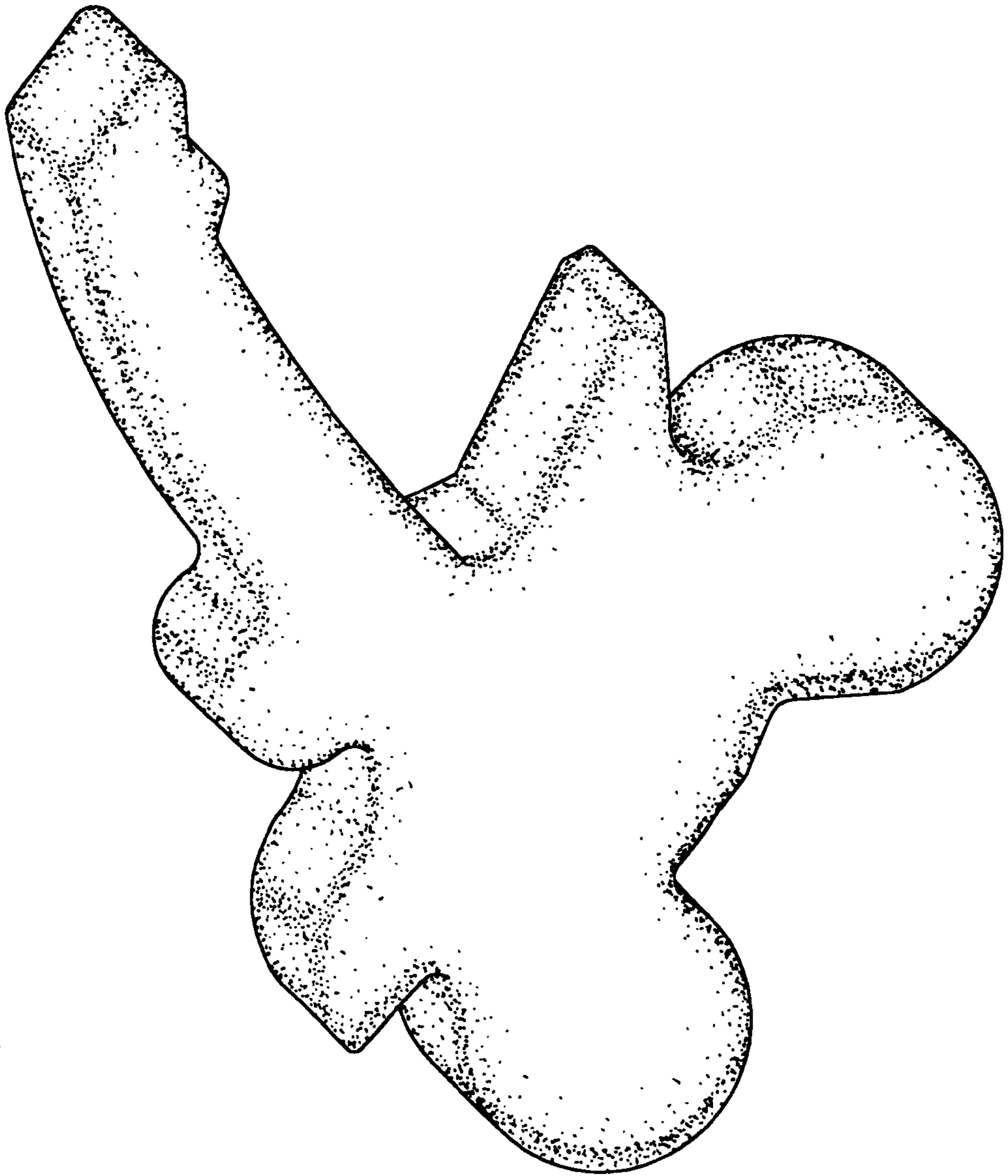


FIG. 1

FIG. 3




FIG. 2




FIG. 5

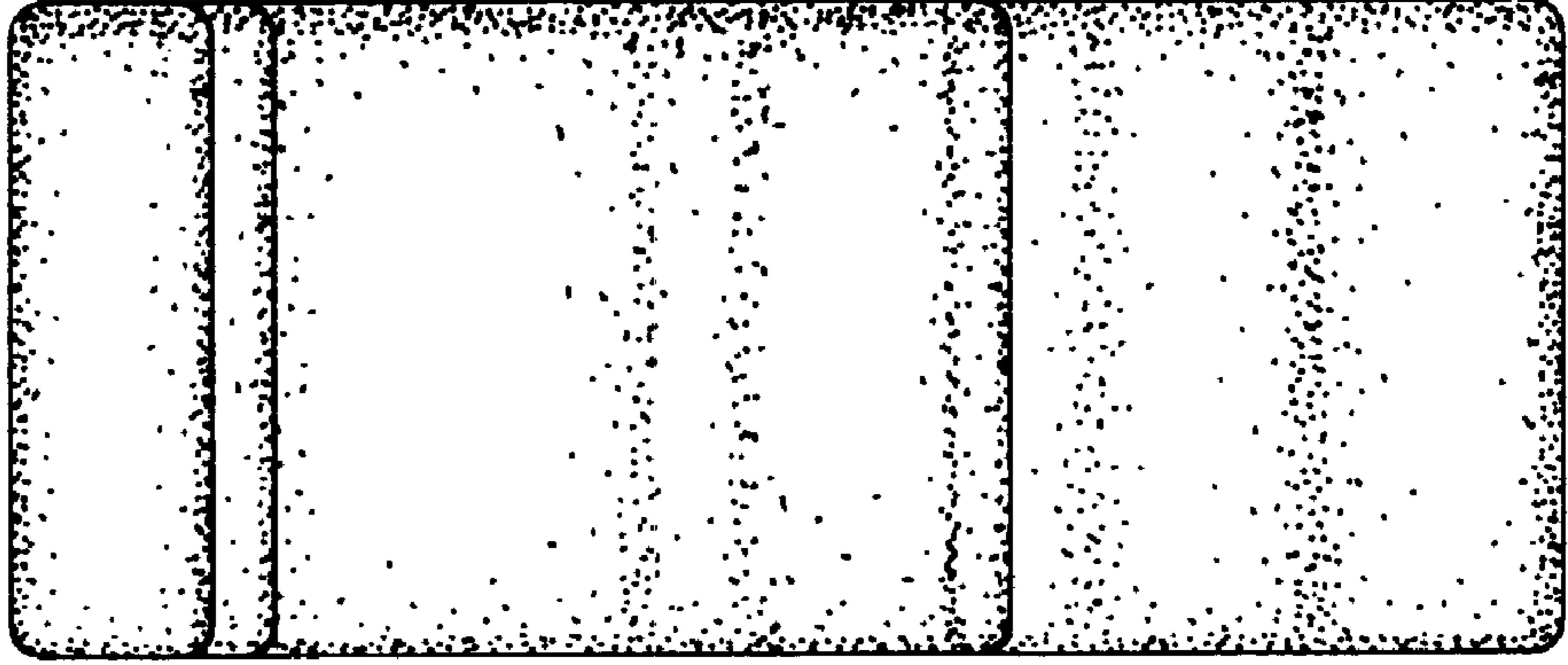


FIG. 4

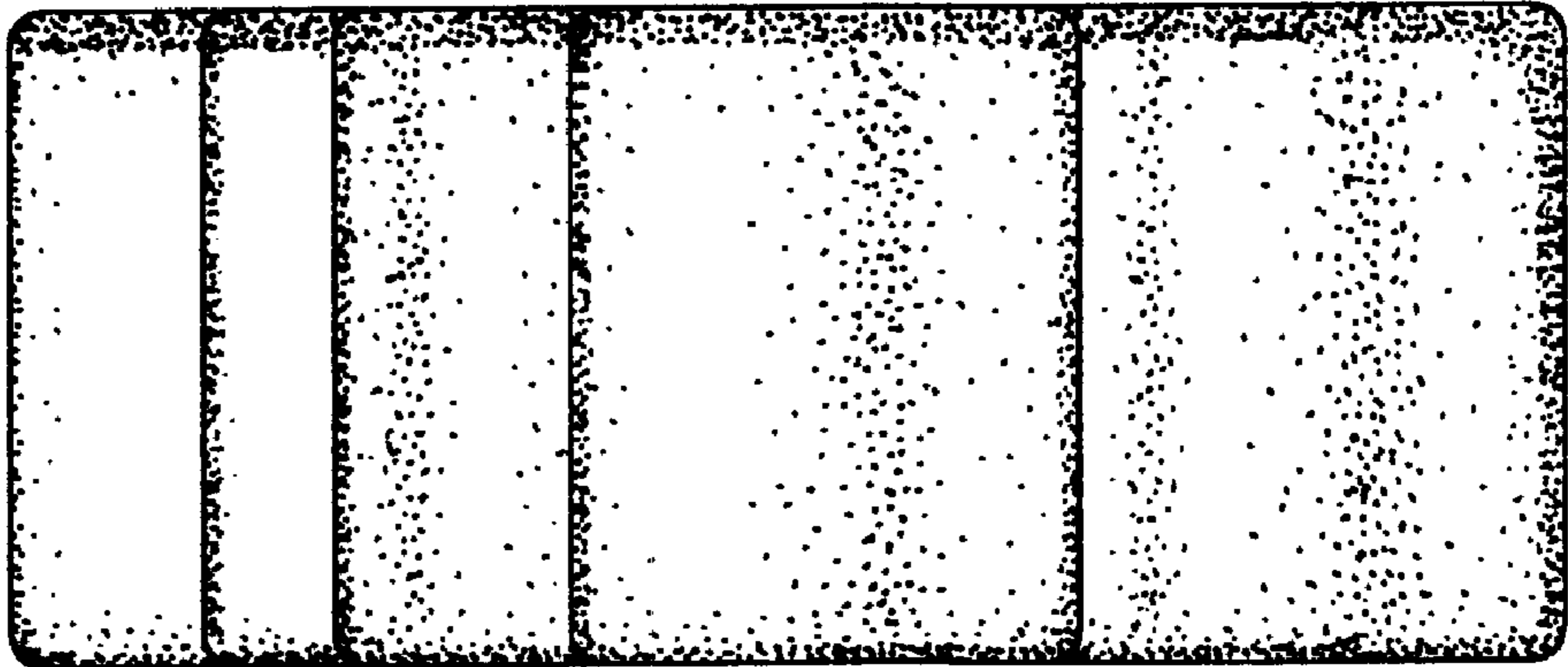


FIG. 6




FIG. 7

