



US00D466663S

(12) **United States Design Patent**
Wendt

(10) **Patent No.:** **US D466,663 S**

(45) **Date of Patent:** **** Dec. 3, 2002**

(54) **STEAM IRON**

(75) **Inventor:** **Silke Wendt, München (DE)**

(73) **Assignee:** **BSH Bosch und Siemens Hausgerate GmbH, Munich (DE)**

(**) **Term:** **14 Years**

(21) **Appl. No.:** **29/146,304**

(22) **Filed:** **Aug. 6, 2001**

(30) **Foreign Application Priority Data**

Feb. 5, 2001 (DE) 401 01 346

(51) **LOC (7) Cl.** **07-05**

(52) **U.S. Cl.** **D32/70**

(58) **Field of Search** D32/68, 70; 38/74,
38/75, 77.1, 77.2, 77.5, 77.6, 77.7, 77.8,
77.81, 77.9, 88, 90, 93; 219/245, 248, 252,
254, 257

(56) **References Cited**

U.S. PATENT DOCUMENTS

D315,238 S * 3/1991 Tien-Lai D32/70
D388,920 S * 1/1998 Nitsch D32/70
D389,627 S * 1/1998 Stützer et al. D32/70

D393,509 S * 4/1998 Gudfin D32/70
D401,706 S * 11/1998 Gudfin D32/70
D418,648 S * 1/2000 Gudfin D32/70
D436,704 S * 1/2001 Stützer et al. D32/70
D443,963 S * 6/2001 Gudfin D32/70

* cited by examiner

Primary Examiner—Alan P. Douglas

Assistant Examiner—Lavone Tabor

(74) *Attorney, Agent, or Firm*—Laurence A. Greenberg;
Werner H. Stemer; Gregory L. Mayback

(57) **CLAIM**

The ornamental design for a steam iron, as shown and described.

DESCRIPTION

FIG. 1 is a top front perspective view of the steam iron;
FIG. 2 is a rear perspective view thereof;
FIG. 3 is a left side view thereof;
FIG. 4 is a front view thereof;
FIG. 5 is a right side view thereof;
FIG. 6 is a rear view thereof;
FIG. 7 is a top view thereof; and,
FIG. 8 is a bottom view thereof.

1 Claim, 4 Drawing Sheets





FIG. 1




FIG. 2




FIG. 3




FIG. 4




FIG. 5

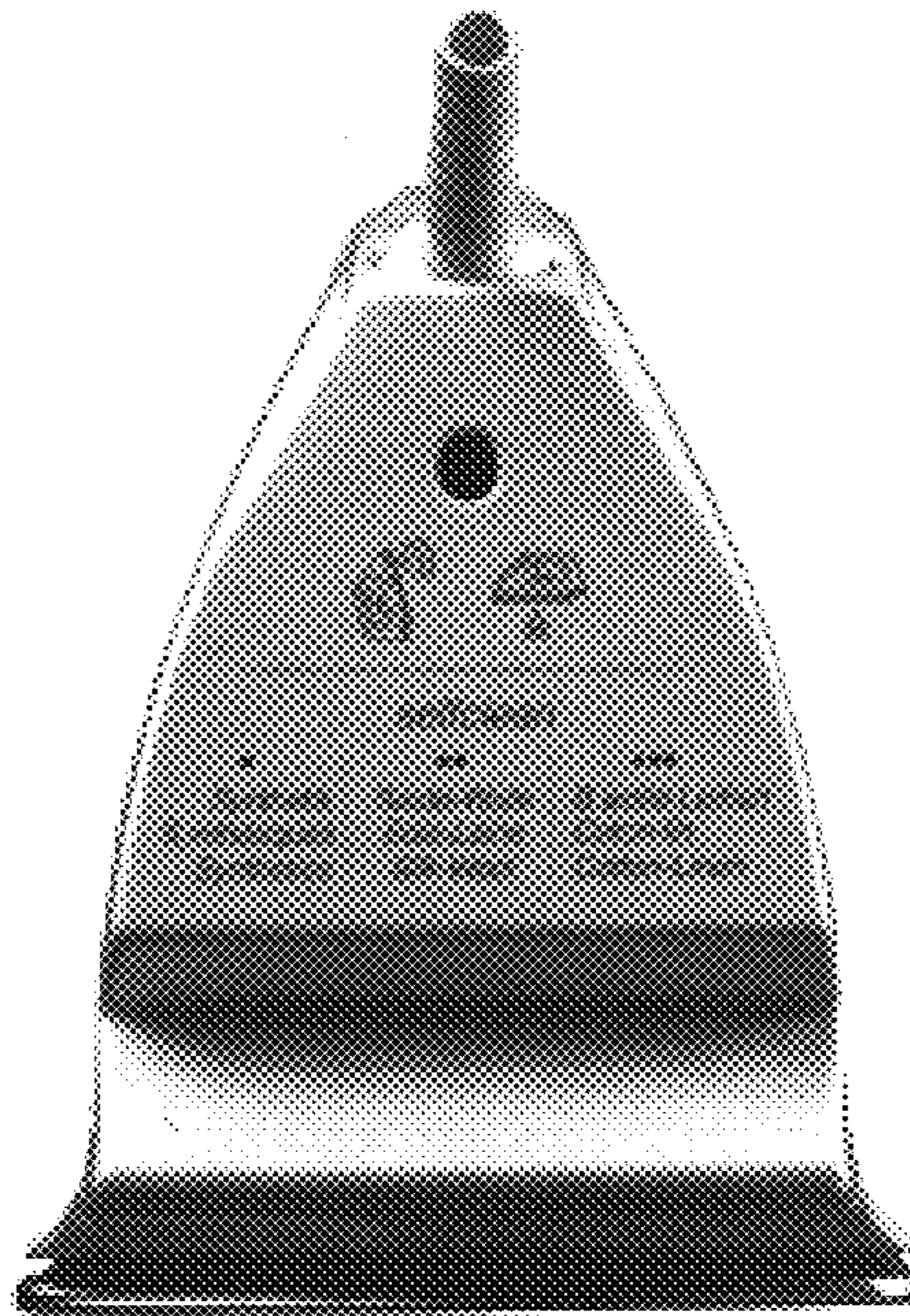


FIG. 6




FIG. 7




FIG. 8