



US00D466658S

(12) **United States Design Patent**
Van Dam

(10) **Patent No.:** **US D466,658 S**

(45) **Date of Patent:** **** Dec. 3, 2002**

(54) **PLUNGER WITH DOOR KNOB ON THE
END OF THE HANDLE**

(76) **Inventor:** **Gayle Van Dam**, 6225 Beachwood Ct.,
West Bloomfield, MI (US) 48324

(**) **Term:** **14 Years**

(21) **Appl. No.:** **29/152,651**

(22) **Filed:** **Dec. 20, 2001**

Related U.S. Application Data

(63) Continuation-in-part of application No. 29/135,666, filed on
Jan. 16, 2001.

(51) **LOC (7) Cl.** **15-05**

(52) **U.S. Cl.** **D32/14**

(58) **Field of Search** D32/14, 35; D8/14,
D8/301, 305, 307, 310, 312, 107, DIG. 2,
DIG. 3, DIG. 7; D23/250; 4/255.01, 255.05,
255.11, 255.12; 15/104.03, 104.05, 104.31

(56) **References Cited**

U.S. PATENT DOCUMENTS

D47,069 S * 3/1915 Burns D8/307
D66,978 S * 4/1925 Martin D8/307

D67,474 S * 6/1925 Rosenthal D8/312
1,639,159 A * 8/1927 Anderson D8/DIG. 2 X
D114,630 S * 5/1939 Berkson D8/312
D169,551 S * 5/1953 Kendrick D8/312
D184,630 S * 3/1959 Maffei D8/310
D292,631 S * 11/1987 Tash D32/14
D298,006 S * 10/1988 Cooley D8/14
D350,184 S * 8/1994 Kohler, Jr. D23/250
D355,627 S * 2/1995 Hou D8/312 X
D383,935 S * 9/1997 Zawalsky D6/524

* cited by examiner

Primary Examiner—Ted Shooman

Assistant Examiner—C. Tuttle

(57) **CLAIM**

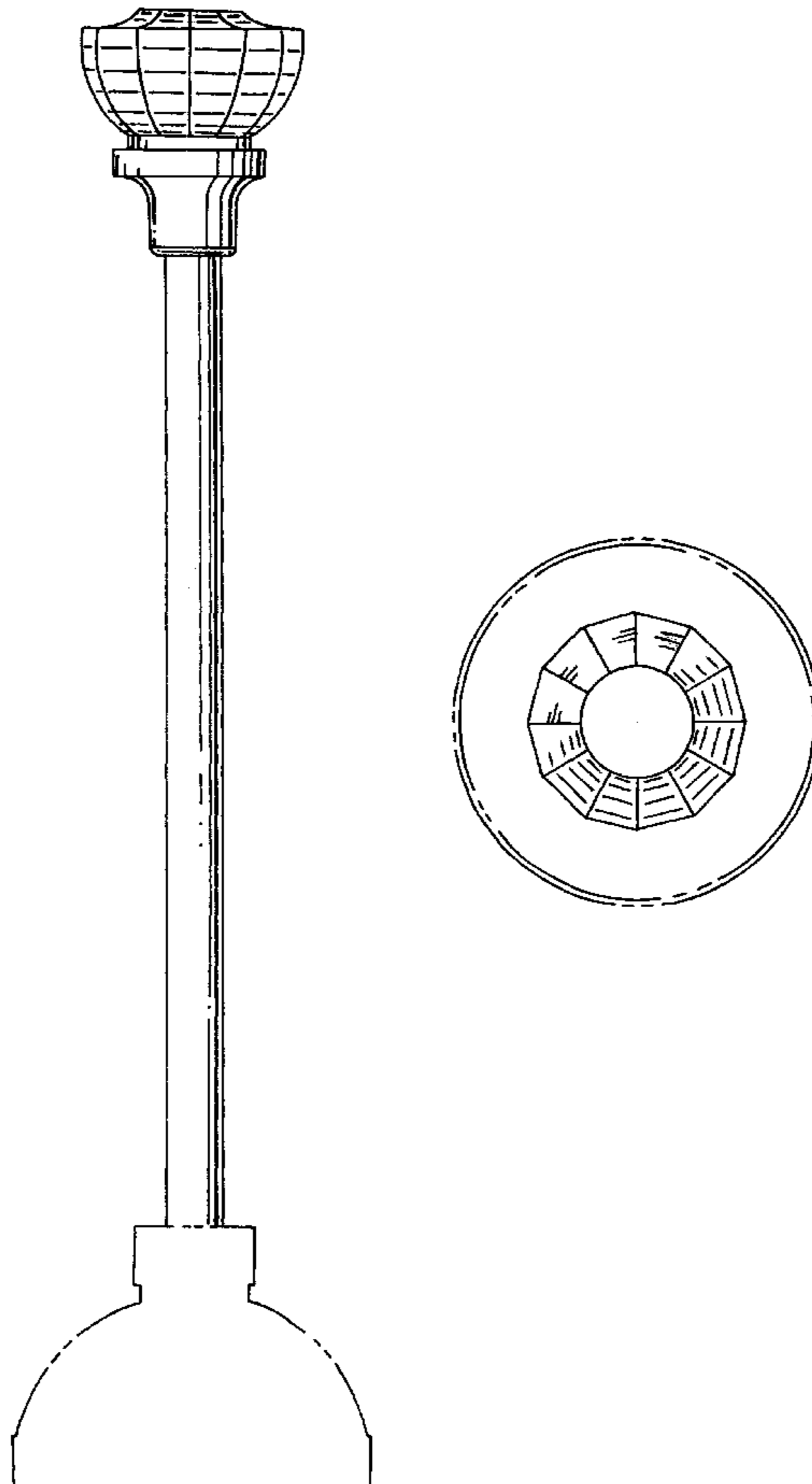
The ornamental design for a plunger with a door knob on the
end of the handle, as shown and described.

DESCRIPTION

FIG. 1 is an elevational view showing my new design, the
rear, left and right sides thereof being identical thereto; and,
FIG. 2 is a top plan view of the design of FIG. 1.

The broken line showing the plunger end is for illustrative
purposes only and forms no part of the claimed design.

1 Claim, 1 Drawing Sheet



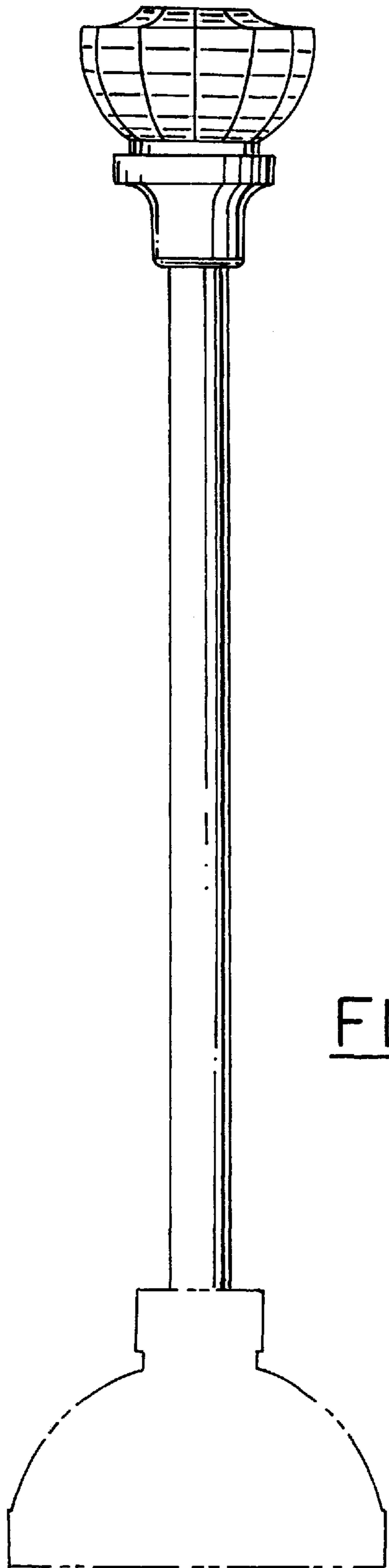


FIG. 1

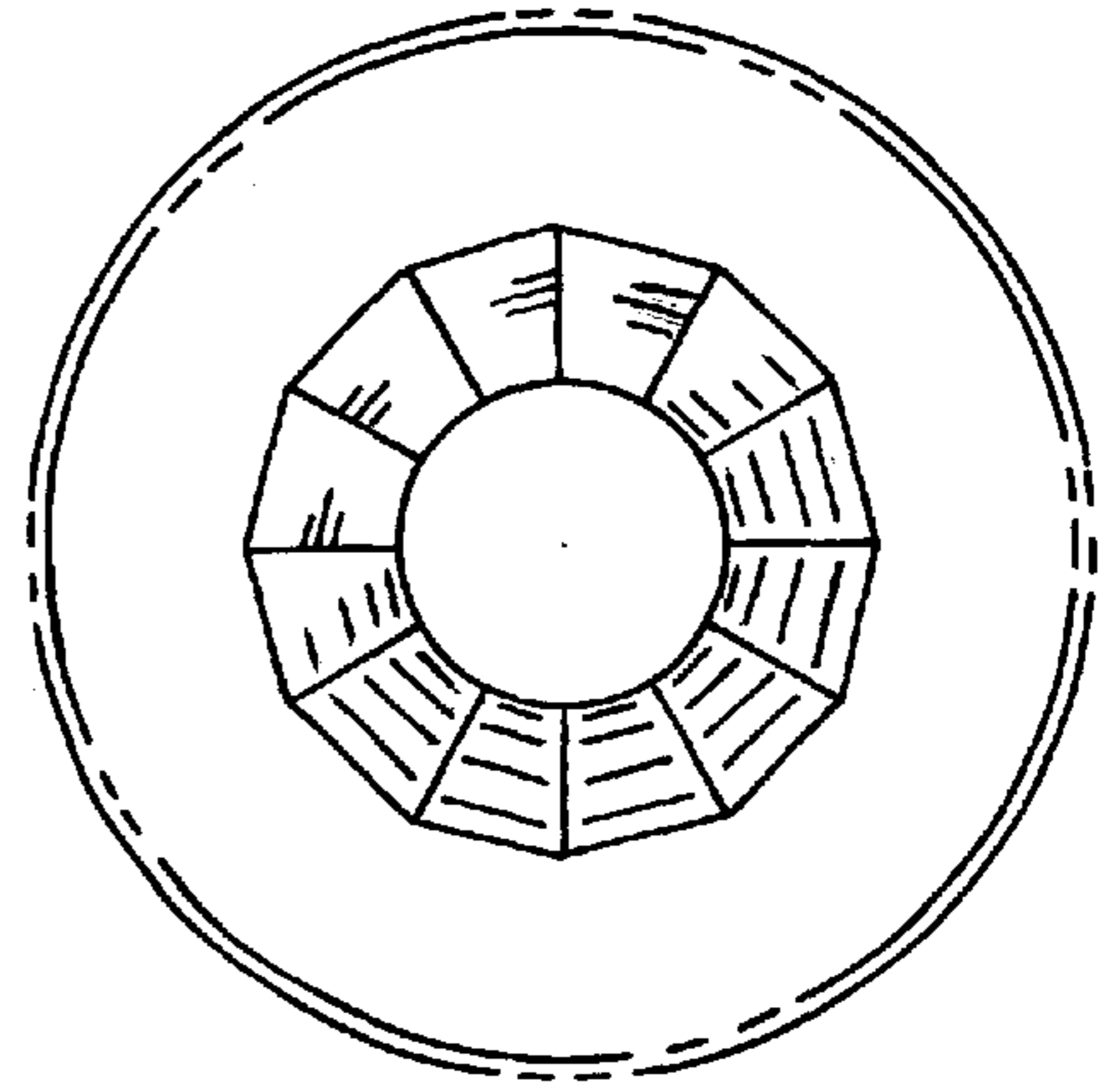


FIG. 2