



US00D466632S

(12) **United States Design Patent**  
**Lablaine**

(10) **Patent No.:** **US D466,632 S**

(45) **Date of Patent:** **\*\* Dec. 3, 2002**

(54) **CANDLE**

(75) Inventor: **Bruno Lablaine**, Cintray (FR)

(73) Assignee: **Reckitt Benckiser (UK) Limited**,  
Berkshire (GB)

(\*\*) Term: **14 Years**

(21) Appl. No.: **29/153,367**

(22) Filed: **Jan. 7, 2002**

(30) **Foreign Application Priority Data**

Jul. 7, 2001 (GB) ..... 2103064

(51) **LOC (7) Cl.** ..... **26-04**

(52) **U.S. Cl.** ..... **D26/6**

(58) **Field of Search** ..... D26/6, 7; 431/288,  
431/291, 125, 126

(56) **References Cited**

**U.S. PATENT DOCUMENTS**

D233,175 S \* 10/1974 Steinhart ..... D26/6  
D455,505 S \* 4/2002 Pappas ..... D26/7  
D455,846 S \* 4/2002 Araujo ..... D26/6

**OTHER PUBLICATIONS**

Gift and Art Buyer catalog Oct. 1997; round candle p. 27.\*  
Pourette catalog 1998; ball candles p. 8.\*

\* cited by examiner

*Primary Examiner*—Robin V. Taylor

(74) *Attorney, Agent, or Firm*—Akin, Gump, Strauss,  
Hauer & Feld, L.L.P.

(57) **CLAIM**

The ornamental design for candle, as shown and described.

**DESCRIPTION**

FIG. 1 is a top perspective view in accordance with my new design;

FIG. 2 is a front elevational view thereof, a rear elevational view thereof being identical;

FIG. 3 is a left side elevational view thereof, a right side elevational view thereof being identical;

FIG. 4 top plan view thereof; and,

FIG. 5 is a bottom plan view thereof.

**1 Claim, 3 Drawing Sheets**






Fig. 1.




Fig.2.




Fig.3.




Fig.4.

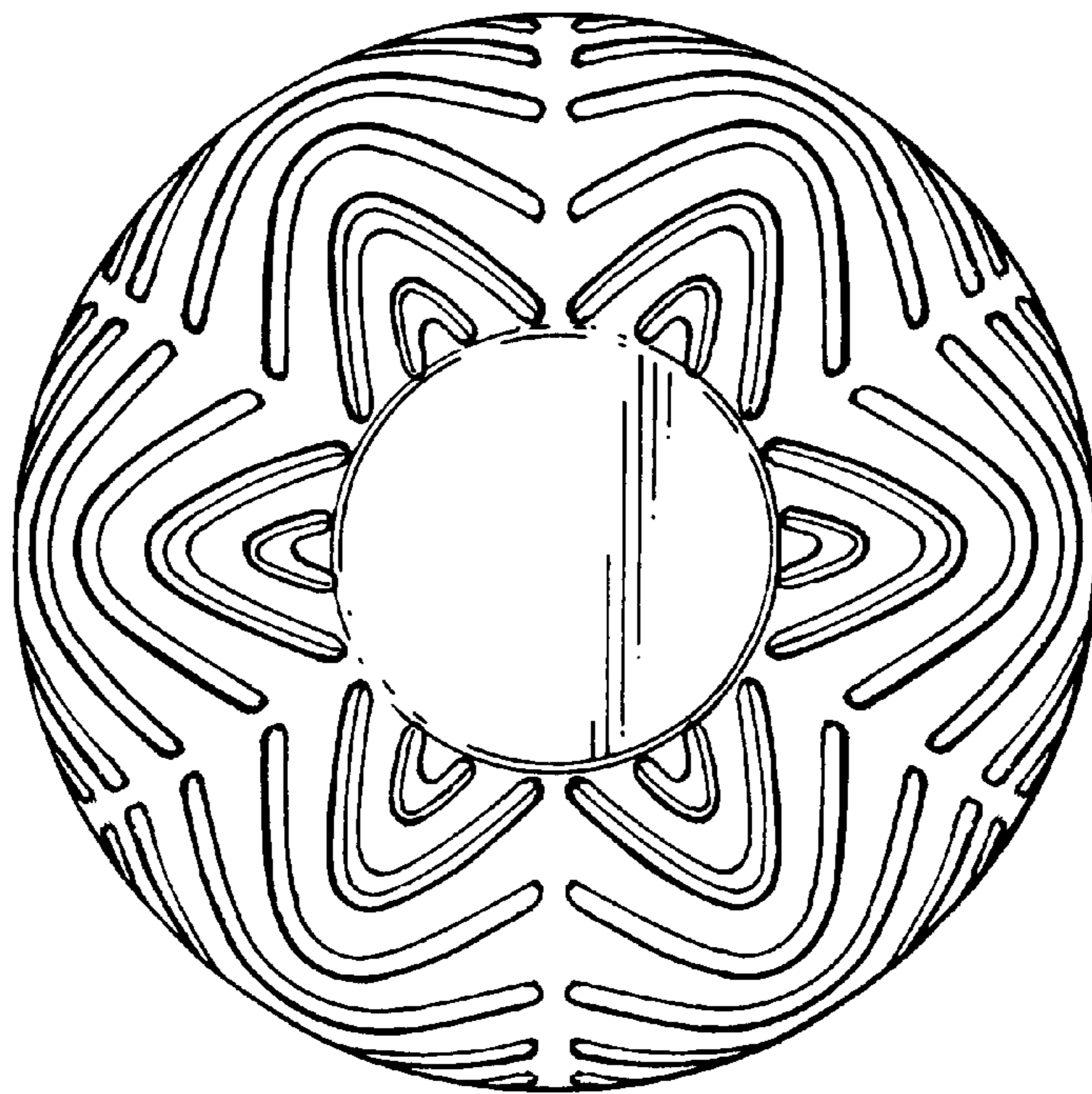


Fig.5.